

Event: Firestone Grand Prix of St. Petersburg  
 Track: St Petersburg Street Circuit  
 Report: Section Data Report  
 Session: Practice 3

Round 1  
 1.8 mile(s)

Verizon INDYCAR Series  
 March 29, 2014



Section Data for Car 10 - Kanaan, Tony

Lap	T/SF to I1	I1 to I2	I2 to I3	I3 to I4	I4 to I5	I5 to I6	I6 to I7	I7 to SF	Lap	PI to PO	PO to SF	SF to PI
1	T	3.1597	7.2059	7.1600	14.6071	10.5724	10.4249	9.7626	4.3650	67.2576		67.4336
	S	148.245	73.614	122.746	72.583	107.054	105.429	73.541	135.895	96.346		85.549
2	T	3.0347	6.4955	6.7123	13.9377	10.4391	10.2023	9.1255	4.3102	64.2573		
	S	154.351	81.665	130.933	76.069	108.421	107.730	78.676	137.623	100.845		
3	T	3.0178	6.4282	6.7459	13.8560	10.3878	10.1059	9.1429	4.2997	63.9842		
	S	155.215	82.520	130.281	76.518	108.956	108.757	78.526	137.959	101.275		
4	T	3.0086	6.4906	6.6431	27.1277	11.0139	10.7233	9.0677	4.2868	78.3617		75.5762
	S	155.690	81.727	132.297	39.083	102.763	102.496	79.177	138.374	82.693		77.892
5	T			7.1809	15.2412	10.7478	10.4212			476.1270	417.7583	61.3324
	S			122.389	69.563	105.307	105.467			13.610	2.555	94.059
6	T	3.0387	6.5219	6.7662	13.9037	10.4026	10.1713	9.2016	4.3311	64.3371		
	S	154.148	81.334	129.890	76.255	108.801	108.058	78.025	136.959	100.719		
7	T	3.0767	6.4713	6.6463	13.7604	10.3364	10.1002	9.1654	4.3136	63.8703		
	S	152.244	81.970	132.234	77.049	109.498	108.819	78.333	137.514	101.456		
8	T	2.9950	6.4643	6.6369	13.7688	10.2954	10.1000	9.0508	4.2775	63.5887		61.5168
	S	156.397	82.059	132.421	77.002	109.934	108.821	79.325	138.675	101.905		95.694
9	T			7.0412	15.0874	10.6821	10.5261			346.4425	287.7793	61.0403
	S			124.817	70.272	105.955	104.416			18.704	3.709	94.509
10	T	3.0551	6.4842	6.6177	13.8971	10.3321	10.1228	9.2848	4.3487	64.1425		
	S	153.320	81.807	132.805	76.291	109.544	108.576	77.326	136.404	101.025		
11	T	2.9854	6.4854	6.6883	14.1599	10.4612	10.1908	9.1221	4.2902	64.3833		
	S	156.900	81.792	131.403	74.875	108.192	107.851	78.705	138.264	100.647		
12	T	2.9950	7.0720	8.3503	15.8059	10.6176	10.1938	9.2876	4.2976	68.6198		
	S	156.397	75.008	105.249	67.078	106.598	107.820	77.302	138.026	94.433		
13	T	2.9981	6.4309	6.6544	13.9226	10.3173	10.2416	9.1428	4.2752	63.9829		61.3528
	S	156.235	82.485	132.073	76.152	109.701	107.316	78.527	138.749	101.277		95.950
14	T			7.2603	15.6366	10.8374	10.5856			299.2093	240.0881	62.0255
	S			121.051	67.804	104.436	103.829			21.657	4.446	93.008
15	T	3.0430	6.5031	6.6251	13.7859	10.3590	10.0118	9.3777	4.3145	64.0201		
	S	153.930	81.569	132.657	76.907	109.259	109.780	76.560	137.486	101.218		
16	T	2.9936	6.2978	6.4682	13.5200	10.2712	9.9854	8.9991	4.2875	62.8228		
	S	156.470	84.229	135.875	78.419	110.193	110.070	79.781	138.351	103.147		
17	T	3.2329	7.1509	6.8812	14.1801	10.3801	10.0667	9.8975	4.5293	66.3187		
	S	144.888	74.180	127.720	74.769	109.037	109.181	72.539	130.965	97.710		
18	T	2.9956	6.3557	6.5790	13.4769	10.2877	9.9813	8.9325	4.2741	62.8828		
	S	156.366	83.461	133.586	78.670	110.017	110.115	80.376	138.785	103.049		
19	T	2.9973	6.2746	6.5597	13.4953	10.1917	9.9858	8.9672	4.2734	62.7450		60.7697
	S	156.277	84.540	133.979	78.563	111.053	110.065	80.065	138.808	103.275		96.871

Event: Firestone Grand Prix of St. Petersburg  
Track: St Petersburg Street Circuit  
Report: Section Data Report  
Session: Practice 3

Round 1  
1.8 mile(s)

Verizon INDYCAR Series  
March 29, 2014



Section Data for Car 11 - Bourdais, Sebastien

Lap	T/SF to I1	I1 to I2	I2 to I3	I3 to I4	I4 to I5	I5 to I6	I6 to I7	I7 to SF	Lap	PI to PO	PO to SF	SF to PI
1	T	3.1705	7.0566	7.0931	14.9786	10.7532	10.7586	9.9397	4.4096	68.1599		68.7679
	S	147.740	75.171	123.904	70.783	105.254	102.159	72.231	134.521	95.071		83.889
2	T	3.0365	6.4497	6.7178	13.7164	10.4986	10.1396	9.0540	4.3334	63.9460		
	S	154.260	82.245	130.826	77.296	107.807	108.396	79.297	136.886	101.336		
3	T	3.0202	6.3556	6.6636	13.5476	10.4286	11.3972	8.9398	4.3130	64.6656		
	S	155.092	83.463	131.890	78.259	108.530	96.435	80.310	137.533	100.208		
4	T	3.0103	6.3604	6.6484	14.3067	10.5298	10.1182	9.0262	4.3090	64.3090		
	S	155.602	83.400	132.192	74.107	107.487	108.625	79.541	137.661	100.764		
5	T	3.0213	6.3649	6.6075	13.5233	10.4341	9.9995	8.9977	4.3195	63.2678		
	S	155.036	83.341	133.010	78.400	108.473	109.915	79.793	137.327	102.422		
6	T	3.0204	6.3098	6.6284	13.5318	10.3865	10.0294	8.9938	4.3259	63.2260		60.9214
	S	155.082	84.068	132.591	78.351	108.970	109.587	79.828	137.123	102.489		96.630
7	T			7.5743	17.4162	11.1714	11.2673			438.6356	375.6738	65.6555
	S			116.032	60.876	101.314	97.547			14.773	2.841	87.866
8	T	3.0793	6.6761	6.8229	14.2018	10.6498	10.3277	9.3322	4.3766	65.4664		
	S	152.115	79.456	128.811	74.654	106.276	106.422	76.933	135.535	98.982		
9	T	3.0344	6.4441	6.7404	14.1667	10.4894	10.2368	9.0761	4.3475	64.5354		
	S	154.366	82.316	130.387	74.839	107.901	107.367	79.104	136.442	100.410		
10	T	3.0258	6.4778	6.6327	13.6968	10.4820	10.1552	9.0964	4.3488	63.9155		
	S	154.805	81.888	132.505	77.407	107.977	108.229	78.927	136.401	101.384		
11	T	3.0132	6.3534	6.6465	13.6072	10.3706	10.0546	9.0869	4.3298	63.4622		
	S	155.452	83.491	132.230	77.917	109.137	109.312	79.010	137.000	102.108		
12	T	3.0117	6.3900	6.5658	13.5514	10.3903	10.0292	8.9662	4.3258	63.2304		60.0039
	S	155.530	83.013	133.855	78.237	108.930	109.589	80.073	137.127	102.482		98.107
13	T			7.0825	14.9943	10.7949	10.3627			500.2344	442.8141	60.7170
	S			124.089	70.709	104.847	106.062			12.954	2.410	95.012
14	T	3.0540	6.4698	6.7269	13.8598	13.2530	12.5306	9.0112	4.3510	69.2563		
	S	153.376	81.989	130.649	76.497	85.401	87.713	79.674	136.332	93.565		
15	T	3.0439	6.4804	6.6919	13.7997	10.5249	10.1301	9.1931	4.3665	64.2305		
	S	153.885	81.855	131.332	76.830	107.537	108.498	78.097	135.848	100.887		
16	T	3.0240	6.4468	6.6598	13.6663	10.5239	10.1474	9.3159	4.3308	64.1149		
	S	154.897	82.282	131.965	77.580	107.547	108.313	77.068	136.968	101.069		
17	T	3.0156	6.3718	6.6556	13.5800	10.4521	10.0954	9.0552	4.3367	63.5624		60.4603
	S	155.329	83.250	132.049	78.073	108.286	108.870	79.286	136.782	101.947		97.367
18	T			7.6863	17.4865	11.0719	10.7314			331.1205	268.9844	65.6109
	S			114.342	60.631	102.224	102.418			19.570	3.968	87.925
19	T	3.0577	6.5163	6.7678	13.9358	10.6234	10.2463	9.3987	4.3659	64.9119		
	S	153.190	81.404	129.860	76.079	106.540	107.267	76.389	135.867	99.828		

Event: Firestone Grand Prix of St. Petersburg  
 Track: St Petersburg Street Circuit  
 Report: Section Data Report  
 Session: Practice 3

Round 1  
 1.8 mile(s)

Verizon INDYCAR Series  
 March 29, 2014



Section Data for Car 11 - Bourdais, Sebastien

Lap	T/SF to I1	I1 to I2	I2 to I3	I3 to I4	I4 to I5	I5 to I6	I6 to I7	I7 to SF	Lap	PI to PO	PO to SF	SF to PI	
20	T	3.0063	6.2412	6.7912	13.7464	10.4671	10.1561	8.9283	4.3239	63.6605			
	S	155.809	84.992	129.412	77.128	108.131	108.220	80.413	137.187	101.790			
21	T	2.9936	6.2349	6.6124	13.3983	10.2918	9.9080	8.8178	4.2877	62.5445			
	S	156.470	85.078	132.911	79.131	109.973	110.930	81.421	138.345	103.606			
22	T	3.1894	7.6305	8.0815	14.1764	10.3859	10.0361	8.8736	4.3128	66.6862			
	S	146.864	69.518	108.750	74.788	108.976	109.514	80.909	137.540	97.172			
23	T	2.9915	6.2120	6.5720	13.2839	10.3275	10.2143	8.9347	4.3103	62.8462			61.6980
	S	156.580	85.392	133.728	79.813	109.593	107.603	80.356	137.620	103.109			95.413

Event: Firestone Grand Prix of St. Petersburg  
 Track: St Petersburg Street Circuit  
 Report: Section Data Report  
 Session: Practice 3

Round 1  
 1.8 mile(s)

Verizon INDYCAR Series  
 March 29, 2014



Section Data for Car 12 - Power, Will

Lap	T/SF to I1	I1 to I2	I2 to I3	I3 to I4	I4 to I5	I5 to I6	I6 to I7	I7 to SF	Lap	PI to PO	PO to SF	SF to PI
1	T	3.1458	6.6290	7.0772	13.8927	10.6043	10.3269	9.4058	4.3756	65.4573		66.2146
	S	148.900	80.020	124.182	76.315	106.732	106.430	76.331	135.566	98.996		87.124
2	T	3.0425	6.5060	6.7188	13.6292	10.4479	10.0976	9.1476	4.3296	63.9192		
	S	153.955	81.533	130.807	77.791	108.330	108.847	78.486	137.006	101.378		
3	T	3.0400	6.4632	6.6018	13.5717	10.3271	10.0876	9.0466	4.3354	63.4734		
	S	154.082	82.073	133.125	78.120	109.597	108.955	79.362	136.823	102.090		
4	T	3.0406	6.6318	6.8532	15.7404	10.7168	10.2925	9.0246	4.3497	66.6496		
	S	154.052	79.987	128.241	67.357	105.612	106.786	79.555	136.373	97.225		
5	T	3.0307	6.4322	6.6807	13.7723	10.3796	11.0332	8.9625	4.3136	64.6048		61.7561
	S	154.555	82.469	131.553	76.983	109.043	99.617	80.107	137.514	100.302		95.324
6	T			8.2021	15.9076	10.9715	10.6565			419.1933	357.2517	65.0351
	S			107.151	66.649	103.160	103.138			15.458	2.988	88.704
7	T	3.0834	6.4165	6.7715	13.6682	10.4229	10.2228	9.1409	4.3800	64.1062		
	S	151.913	82.670	129.789	77.569	108.590	107.514	78.543	135.430	101.082		
8	T	3.0439	6.4552	6.5998	13.5276	10.5062	10.0286	9.0839	4.3447	63.5899		
	S	153.885	82.175	133.165	78.375	107.729	109.596	79.036	136.530	101.903		
9	T	3.0320	6.4076	6.5632	13.4228	10.3774	10.1485	8.9786	4.3573	63.2874		
	S	154.488	82.785	133.908	78.987	109.066	108.301	79.963	136.135	102.390		
10	T	3.0405	6.4680	6.9759	14.4346	10.6228	10.2282	9.0273	4.3406	65.1379		62.0714
	S	154.057	82.012	125.986	73.450	106.546	107.457	79.531	136.659	99.481		94.839
11	T			7.6145	15.2825	11.4465	11.4251			296.0833	235.7350	63.8113
	S			115.420	69.375	98.879	96.200			21.886	4.528	90.405
12	T	3.0722	6.5711	7.1271	13.8727	10.4985	10.3384	9.3977	4.3667	65.2444		
	S	152.467	80.725	123.313	76.425	107.808	106.312	76.397	135.842	99.319		
13	T	3.0326	6.2975	6.6514	13.5624	10.3736	10.0977	8.9610	4.3289	63.3051		
	S	154.458	84.233	132.132	78.174	109.106	108.846	80.120	137.028	102.361		
14	T	3.0195	6.3529	6.5654	13.4905	10.3207	9.9470	8.9445	4.3206	62.9611		
	S	155.128	83.498	133.863	78.591	109.665	110.495	80.268	137.292	102.921		
15	T	3.7597	7.1200	7.1297	13.9158	10.4374	10.1483	9.8086	4.7123	67.0318		
	S	124.587	74.502	123.268	76.189	108.439	108.303	73.196	125.879	96.671		
16	T	3.0197	6.4028	6.5567	13.2831	10.2759	9.9025	8.9615	4.3219	62.7241		59.9042
	S	155.118	82.847	134.041	79.818	110.143	110.991	80.115	137.250	103.310		98.271
17	T			8.6103	14.7884	10.8573	10.7059			352.3247	291.5410	63.6402
	S			102.071	71.693	104.245	102.662			18.392	3.661	90.648
18	T	3.0387	6.3470	6.5753	13.3007	10.5072	10.0435	8.9824	4.3376	63.1324		
	S	154.148	83.576	133.661	79.712	107.718	109.433	79.929	136.753	102.641		
19	T	3.0209	6.3388	6.5493	13.2339	10.3031	9.9320	8.9060	4.3156	62.5996		
	S	155.056	83.684	134.192	80.114	109.852	110.662	80.615	137.451	103.515		

**Event:** Firestone Grand Prix of St. Petersburg  
**Track:** St Petersburg Street Circuit  
**Report:** Section Data Report  
**Session:** Practice 3

**Round 1**  
**1.8 mile(s)**

**Verizon INDYCAR Series**  
**March 29, 2014**



**Section Data for Car 12 - Power, Will**

Lap	T/SF to I1	I1 to I2	I2 to I3	I3 to I4	I4 to I5	I5 to I6	I6 to I7	I7 to SF	Lap	PI to PO	PO to SF	SF to PI
20	T	3.0073	6.2785	6.5497	13.2516	10.4285	9.8517	9.0134	4.3185	62.6992		58.9725
	S	155.757	84.487	134.184	80.007	108.531	111.564	79.654	137.358	103.351		99.823

Event: Firestone Grand Prix of St. Petersburg  
Track: St Petersburg Street Circuit  
Report: Section Data Report  
Session: Practice 3

Round 1  
1.8 mile(s)

Verizon INDYCAR Series  
March 29, 2014



Section Data for Car 14 - Sato, Takuma

Lap	T/SF to I1	I1 to I2	I2 to I3	I3 to I4	I4 to I5	I5 to I6	I6 to I7	I7 to SF	Lap	PI to PO	PO to SF	SF to PI
1	T	3.1534	6.7705	6.9865	14.0885	10.4367	10.1515	9.4189	4.3635	65.3695		66.7394
	S	148.541	78.348	125.795	75.255	108.446	108.269	76.225	135.942	99.129		86.439
2	T	3.0329	6.4660	6.6768	13.8226	10.4515	10.2389	8.9831	4.3089	63.9807		
	S	154.443	82.038	131.629	76.702	108.292	107.345	79.923	137.664	101.281		
3	T	3.0160	6.3558	6.7249	13.6134	10.3134	10.0830	8.9240	4.2912	63.3217		
	S	155.308	83.460	130.688	77.881	109.742	109.004	80.452	138.232	102.335		
4	T	3.0050	6.3608	6.5577	13.5381	10.3415	9.9437	8.9447	4.2724	62.9639		
	S	155.877	83.394	134.020	78.314	109.444	110.531	80.266	138.840	102.916		
5	T	3.0117	6.3799	6.9099	14.6482	10.6836	10.1811	9.0693	4.3004	65.1841		62.6557
	S	155.530	83.145	127.189	72.379	105.940	107.954	79.163	137.936	99.411		93.955
6	T			7.1560	14.6578	10.6327	10.3468			381.7418	324.0282	60.2956
	S			122.815	72.332	106.447	106.225			16.975	3.294	95.676
7	T	3.0408	6.4946	6.6629	13.6232	10.2691	10.0213	9.0942	4.3291	63.5352		
	S	154.041	81.676	131.904	77.825	110.216	109.675	78.946	137.022	101.991		
8	T	3.0120	6.4119	6.6051	13.4676	10.2904	9.9155	8.9503	4.2714	62.9242		
	S	155.514	82.730	133.058	78.724	109.988	110.846	80.216	138.873	102.981		
9	T	3.0018	6.3782	6.5500	13.4349	10.1952	9.9747	8.9860	4.2814	62.8022		
	S	156.043	83.167	134.178	78.916	111.015	110.188	79.897	138.549	103.181		
10	T	3.0072	6.3510	6.6043	13.7496	10.4806	11.0625	9.0559	4.2969	64.6080		62.6741
	S	155.763	83.523	133.074	77.110	107.992	99.353	79.280	138.049	100.297		93.927
11	T			8.2280	16.2348	10.8523	10.5656			439.6460	377.4726	64.2965
	S			106.814	65.306	104.293	104.025			14.739	2.828	89.723
12	T	3.0342	6.5237	6.7183	13.6615	10.2582	10.0231	9.2202	4.3218	63.7610		
	S	154.376	81.312	130.816	77.607	110.333	109.656	77.868	137.253	101.630		
13	T	3.0191	6.3146	6.5975	13.7161	10.2690	9.9930	9.1470	4.3338	63.3901		
	S	155.149	84.004	133.212	77.298	110.217	109.986	78.491	136.873	102.224		
14	T	3.0101	6.3557	6.6235	13.6360	10.2201	10.0734	9.0208	4.2900	63.2296		60.8514
	S	155.612	83.461	132.689	77.752	110.744	109.108	79.589	138.271	102.484		96.741
15	T			7.6928	15.9538	11.0917	10.7490			305.1870	244.3495	63.6843
	S			114.245	66.456	102.042	102.251			21.233	4.368	90.585
16	T	3.0579	6.5985	6.7410	13.9824	10.3860	10.2250	9.4459	4.3335	64.7702		
	S	153.180	80.390	130.376	75.826	108.975	107.491	76.007	136.883	100.046		
17	T	2.9966	6.2876	6.5605	13.4393	10.1989	9.8693	8.8916	4.2805	62.5243		
	S	156.314	84.365	133.963	78.890	110.975	111.365	80.745	138.578	103.640		
18	T	2.9819	6.2630	6.5704	13.3542	10.1693	10.0716	8.9434	4.2798	62.6336		
	S	157.084	84.697	133.761	79.393	111.298	109.128	80.278	138.600	103.459		
19	T	2.9892	6.3265	6.7049	13.7954	10.3710	10.5491	8.9958	4.3031	64.0350		
	S	156.700	83.846	131.078	76.854	109.133	104.188	79.810	137.850	101.195		

**Event:** Firestone Grand Prix of St. Petersburg  
**Track:** St Petersburg Street Circuit  
**Report:** Section Data Report  
**Session:** Practice 3

**Round 1**  
**1.8 mile(s)**

**Verizon INDYCAR Series**  
**March 29, 2014**



**Section Data for Car 14 - Sato, Takuma**

Lap	T/SF to I1	I1 to I2	I2 to I3	I3 to I4	I4 to I5	I5 to I6	I6 to I7	I7 to SF	Lap	PI to PO	PO to SF	SF to PI
20	T	2.9957	6.2809	6.5261	13.4743	10.2440	9.9835	8.9823	4.2831	62.7699		61.0747
	S	156.360	84.455	134.669	78.685	110.486	110.091	79.930	138.494	103.234		96.387

Event: Firestone Grand Prix of St. Petersburg  
Track: St Petersburg Street Circuit  
Report: Section Data Report  
Session: Practice 3

Round 1  
1.8 mile(s)

Verizon INDYCAR Series  
March 29, 2014



Section Data for Car 15 - Rahal, Graham

Lap	T/SF to I1	I1 to I2	I2 to I3	I3 to I4	I4 to I5	I5 to I6	I6 to I7	I7 to SF	Lap	PI to PO	PO to SF	SF to PI
1	T	3.1849	6.9625	7.0427	17.9078	11.4330	10.7720	9.9982	4.4443	71.7454		69.1361
	S	147.072	76.187	124.791	59.205	98.996	102.032	71.808	133.470	90.319		83.442
2	T	3.0766	6.7723	6.8431	15.1522	12.4987	12.4260	9.4842	4.3603	70.6134		68.0065
	S	152.249	78.327	128.431	69.972	90.555	88.451	75.700	136.042	91.767		86.563
3	T			7.3514	14.9626	10.8237	10.4112			332.4714	273.1989	61.6463
	S			119.551	70.858	104.569	105.568			19.490	3.907	93.580
4	T	3.0742	6.5759	6.7818	14.1424	10.5879	10.1900	9.2714	4.3400	64.9636		
	S	152.368	80.666	129.592	74.968	106.897	107.860	77.438	136.678	99.748		
5	T	3.0544	6.4992	6.6851	13.9488	10.3906	10.2234	9.2087	4.3221	64.3323		
	S	153.356	81.618	131.466	76.008	108.927	107.507	77.965	137.244	100.727		
6	T	3.0388	6.4922	6.7601	13.9094	10.3961	10.1368	9.1681	4.3147	64.2162		
	S	154.143	81.706	130.007	76.224	108.869	108.426	78.310	137.479	100.909		
7	T	3.0477	6.4253	6.6227	13.6516	10.3678	10.0894	9.1557	4.3201	63.6803		
	S	153.693	82.557	132.705	77.663	109.167	108.935	78.416	137.307	101.758		
8	T	3.0307	6.5270	6.6688	13.8928	10.5031	10.1654	9.1511	4.3170	64.2559		61.0186
	S	154.555	81.271	131.787	76.315	107.760	108.121	78.456	137.406	100.847		96.476
9	T			6.9585	14.7151	10.5721	10.3095			397.2131	340.2930	60.2451
	S			126.301	72.050	107.057	106.610			16.314	3.137	95.757
10	T	3.0578	6.5973	6.8092	13.8121	10.4753	10.2000	9.2039	4.3519	64.5075		
	S	153.185	80.405	129.070	76.761	108.046	107.754	78.005	136.304	100.453		
11	T	3.0471	6.4369	6.7055	13.6782	10.4499	10.1315	9.2030	4.3413	63.9934		
	S	153.723	82.408	131.066	77.512	108.309	108.483	78.013	136.637	101.260		
12	T	3.0477	6.3505	6.6562	13.9077	10.4747	10.0852	9.1724	4.3319	64.0263		61.0426
	S	153.693	83.530	132.037	76.233	108.053	108.981	78.273	136.933	101.208		96.438
13	T			6.8698	14.6611	10.5672	10.2306			300.2219	243.1978	60.1016
	S			127.931	72.316	107.107	107.432			21.584	4.389	95.985
14	T	3.0689	6.4448	6.6702	13.8939	10.4448	10.1179	9.2430	4.3551	64.2386		
	S	152.631	82.307	131.760	76.309	108.362	108.628	77.675	136.204	100.874		
15	T	3.0223	6.6186	6.7255	13.8858	10.4291	10.3369	9.1959	4.3267	64.5408		61.4590
	S	154.984	80.146	130.676	76.353	108.525	106.327	78.073	137.098	100.402		95.784
16	T			7.4767	15.2602	10.6647	10.4945			204.0750	144.6328	62.5183
	S			117.547	69.477	106.128	104.730			31.753	7.380	92.275
17	T	3.0822	6.5691	6.6607	13.7217	10.3726	10.0507	9.1991	4.3178	63.9739		
	S	151.972	80.750	131.948	77.266	109.116	109.355	78.046	137.381	101.291		
18	T	3.0274	6.7756	7.0667	13.6552	10.3575	10.0690	8.9345	4.2998	64.1857		
	S	154.723	78.289	124.367	77.643	109.275	109.156	80.358	137.956	100.957		
19	T	3.0242	6.4665	6.5825	13.5624	10.2870	9.9853	9.0186	4.3029	63.2294		
	S	154.887	82.031	133.515	78.174	110.024	110.071	79.608	137.856	102.484		



Event: Firestone Grand Prix of St. Petersburg  
 Track: St Petersburg Street Circuit  
 Report: Section Data Report  
 Session: Practice 3

Round 1  
 1.8 mile(s)

Verizon INDYCAR Series  
 March 29, 2014



Section Data for Car 15 - Rahal, Graham

Lap	T/SF to I1	I1 to I2	I2 to I3	I3 to I4	I4 to I5	I5 to I6	I6 to I7	I7 to SF	Lap	PI to PO	PO to SF	SF to PI
20	T	3.0154	6.4261	6.5585	13.6234	10.3678	10.2122	9.0992	4.3095	63.6121		
	S	155.339	82.547	134.004	77.824	109.167	107.625	78.903	137.645	101.867		
21	T	3.0022	6.3572	6.5594	13.5027	10.3107	9.9554	8.9490	4.2900	62.9266		
	S	156.022	83.442	133.985	78.520	109.771	110.401	80.227	138.271	102.977		
22	T	3.0002	6.3320	6.5593	13.5079	10.3125	10.1243	8.9348	4.2960	63.0670		60.1882
	S	156.126	83.774	133.987	78.489	109.752	108.560	80.355	138.078	102.748		97.807
23	T			6.5587	13.8785	10.3304	10.0515			176.9546	121.9948	
	S			134.000	76.394	109.562	109.346			36.620	8.749	

Event: Firestone Grand Prix of St. Petersburg  
 Track: St Petersburg Street Circuit  
 Report: Section Data Report  
 Session: Practice 3

Round 1  
 1.8 mile(s)

Verizon INDYCAR Series  
 March 29, 2014



Section Data for Car 17 - Saavedra, Sebastian

Lap	T/SF to I1	I1 to I2	I2 to I3	I3 to I4	I4 to I5	I5 to I6	I6 to I7	I7 to SF	Lap	PI to PO	PO to SF	SF to PI
1	T	3.1565	7.0178	7.0758	14.4691	10.6878	10.3917	9.6287	4.3809	66.8083		68.0247
	S	148.395	75.587	124.207	73.275	105.898	105.766	74.564	135.402	96.994		84.805
2	T	3.0741	6.6296	6.8055	13.9959	10.6055	10.4177	9.2112	4.3235	65.0630		
	S	152.373	80.013	129.140	75.753	106.720	105.502	77.944	137.199	99.596		
3	T	3.0572	6.5623	6.7333	13.8331	10.4543	10.1212	9.1499	4.3231	64.2344		
	S	153.215	80.834	130.525	76.644	108.263	108.593	78.466	137.212	100.881		
4	T	3.0373	6.6000	6.7144	13.8601	10.5609	10.1977	9.4049	4.3095	64.6848		
	S	154.219	80.372	130.892	76.495	107.171	107.778	76.338	137.645	100.178		
5	T	3.0325	6.6888	6.6942	13.7532	10.4720	10.1605	9.5025	4.3404	64.6441		
	S	154.463	79.305	131.287	77.089	108.080	108.173	75.554	136.665	100.241		
6	T	3.0206	6.5624	6.8380	14.0604	10.5576	10.2218	9.3797	4.3228	64.9633		61.7169
	S	155.072	80.832	128.526	75.405	107.204	107.524	76.543	137.222	99.749		95.384
7	T			9.8302	17.3897	11.5651	11.0578			531.8179	465.3658	69.9443
	S			89.404	60.969	97.865	99.395			12.185	2.294	82.478
8	T	3.0823	6.7160	6.9472	14.0129	10.4988	10.2569	9.5644	4.3839	65.4624		
	S	151.967	78.984	126.506	75.661	107.805	107.156	75.065	135.309	98.988		
9	T	3.0629	6.4625	6.6740	13.6799	10.5330	10.1839	9.0356	4.3375	63.9693		
	S	152.930	82.082	131.685	77.503	107.454	107.924	79.458	136.757	101.299		
10	T	3.0405	6.5100	6.6287	13.5620	10.4135	10.2200	9.2513	4.3392	63.9652		
	S	154.057	81.483	132.585	78.176	108.688	107.543	77.606	136.703	101.305		
11	T	3.0313	6.4404	6.5712	13.4514	10.3967	10.1108	9.0304	4.3416	63.3738		
	S	154.524	82.364	133.745	78.819	108.863	108.705	79.504	136.627	102.250		
12	T	3.0450	6.5132	6.6069	13.6040	10.5332	11.1142	9.2096	4.3420	64.9681		62.2423
	S	153.829	81.443	133.022	77.935	107.452	98.891	77.957	136.615	99.741		94.579
13	T			8.0208	16.5316	11.8322	12.7923			508.1908	443.1644	67.8456
	S			109.573	64.133	95.656	85.918			12.751	2.409	85.029
14	T	3.0618	6.4535	6.7010	14.2416	14.0503	10.2604	9.2786	4.3664	68.4136		
	S	152.985	82.196	131.154	74.446	80.555	107.120	77.377	135.851	94.718		
15	T	3.0446	6.5000	6.7210	13.5734	10.4163	10.2762	9.1393	4.3479	64.0187		
	S	153.849	81.608	130.764	78.111	108.658	106.955	78.557	136.429	101.220		
16	T	3.0437	6.4341	6.6202	13.5606	10.3303	10.3494	9.0828	4.3358	63.7569		
	S	153.895	82.444	132.755	78.184	109.563	106.199	79.046	136.810	101.636		
17	T	3.0272	6.4940	6.6125	13.6398	10.4555	10.6756	9.1073	4.3449	64.3568		61.2760
	S	154.733	81.684	132.909	77.730	108.251	102.954	78.833	136.524	100.689		96.071
18	T			7.4496	15.2227	10.8334	10.7297			271.8821	212.9249	62.1981
	S			117.975	69.648	104.475	102.434			23.834	5.013	92.750
19	T	3.0649	6.6276	6.7196	13.9777	10.4512	10.2034	9.2525	4.3598	64.6567		
	S	152.830	80.037	130.791	75.851	108.296	107.718	77.596	136.057	100.222		

Event: Firestone Grand Prix of St. Petersburg  
 Track: St Petersburg Street Circuit  
 Report: Section Data Report  
 Session: Practice 3

Round 1  
 1.8 mile(s)

Verizon INDYCAR Series  
 March 29, 2014



Section Data for Car 17 - Saavedra, Sebastian

Lap	T/SF to I1	I1 to I2	I2 to I3	I3 to I4	I4 to I5	I5 to I6	I6 to I7	I7 to SF	Lap	PI to PO	PO to SF	SF to PI
20	T	3.0468	6.4887	6.6163	13.3972	10.3951	10.1342	9.0542	4.3412	63.4737		
	S	153.738	81.751	132.833	79.138	108.880	108.454	79.295	136.640	102.090		
21	T	3.0235	6.4318	6.6043	13.5639	10.3878	10.1396	9.0237	4.3322	63.5068		
	S	154.923	82.474	133.074	78.165	108.956	108.396	79.563	136.924	102.036		
22	T	3.2461	7.1995	6.9275	14.7109	10.6036	10.1977	9.1563	4.3742	66.4158		
	S	144.299	73.679	126.866	72.071	106.739	107.778	78.411	135.609	97.567		
23	T	3.0075	6.4877	6.6090	13.6543	10.4170	10.1185	9.1761	4.3429	63.8130		61.2532
	S	155.747	81.763	132.980	77.648	108.651	108.622	78.242	136.587	101.547		96.106

Event: Firestone Grand Prix of St. Petersburg  
Track: St Petersburg Street Circuit  
Report: Section Data Report  
Session: Practice 3

Round 1  
1.8 mile(s)

Verizon INDYCAR Series  
March 29, 2014



Section Data for Car 18 - Huertas, Carlos (R)

Lap	T/SF to I1	I1 to I2	I2 to I3	I3 to I4	I4 to I5	I5 to I6	I6 to I7	I7 to SF	Lap	PI to PO	PO to SF	SF to PI
1	T			8.3372	18.3839	11.9188	11.8485			193.6658	126.0655	69.3582
	S			105.415	57.672	94.961	92.762			33.460	8.467	83.175
2	T	3.2610	7.0705	6.9906	14.6537	10.7244	10.6443	10.0622	4.4298	67.8365		
	S	143.640	75.024	125.721	72.352	105.537	103.256	71.352	133.907	95.524		
3	T	3.1526	6.8546	6.8064	13.9133	10.4443	10.3237	9.1727	4.3833	65.0509		
	S	148.579	77.387	129.123	76.202	108.367	106.463	78.271	135.328	99.614		
4	T	3.1505	7.0155	6.8202	13.9308	10.4368	10.3189	9.0686	4.4100	65.1513		
	S	148.678	75.612	128.862	76.107	108.445	106.512	79.169	134.508	99.461		
5	T	3.0968	6.7339	6.7457	13.6913	10.4203	10.2693	9.2214	4.3863	64.5650		
	S	151.256	78.774	130.285	77.438	108.617	107.027	77.857	135.235	100.364		
6	T	3.0962	6.7047	6.7365	13.6273	10.4391	10.2156	9.1377	4.3970	64.3541		
	S	151.285	79.117	130.463	77.802	108.421	107.589	78.571	134.906	100.693		
7	T	3.0743	6.7984	6.6951	13.8315	10.4369	10.2414	9.1282	4.3768	64.5826		61.2111
	S	152.363	78.026	131.270	76.653	108.444	107.318	78.652	135.529	100.337		96.172
8	T			7.4544	16.7791	11.5962	11.8997			361.5459	299.2953	66.7249
	S			117.899	63.187	97.603	92.363			17.923	3.566	86.457
9	T	3.1941	6.9926	6.8874	13.9312	10.5048	10.3435	10.1706	4.4372	66.4614		
	S	146.648	75.859	127.605	76.105	107.743	106.259	70.591	133.684	97.500		
10	T	3.0983	6.6496	6.7955	13.8256	10.4652	10.2869	9.1631	4.3838	64.6680		
	S	151.183	79.772	129.330	76.686	108.151	106.844	78.353	135.312	100.204		
11	T	3.0841	6.7306	6.6749	13.7684	10.4185	10.2004	9.2281	4.3853	64.4903		61.1066
	S	151.879	78.812	131.667	77.004	108.635	107.750	77.801	135.266	100.480		96.337
12	T			8.2534	16.4918	13.0180	11.9597			283.3292	219.0410	68.6096
	S			106.485	64.288	86.943	91.900			22.871	4.873	84.082
13	T	3.2496	7.0940	7.6645	15.5700	10.6551	10.4660	10.1207	4.4304	69.2503		
	S	144.144	74.775	114.667	68.094	106.223	105.015	70.939	133.889	93.574		
14	T	3.0853	6.6610	6.7282	13.8426	10.4534	10.4956	9.1086	4.3729	64.7476		
	S	151.820	79.636	130.624	76.592	108.273	104.719	78.822	135.650	100.081		
15	T	3.0544	6.6606	6.7236	13.9233	10.3712	10.3021	9.3328	4.3576	64.7256		
	S	153.356	79.641	130.713	76.148	109.131	106.686	76.928	136.126	100.115		
16	T	3.0635	6.6114	6.6524	13.6017	10.4005	10.1626	9.1510	4.3538	63.9969		
	S	152.900	80.233	132.112	77.948	108.823	108.151	78.456	136.245	101.255		
17	T	3.0521	6.5265	6.6084	13.5518	10.2956	10.2401	9.0852	4.3760	63.7357		
	S	153.471	81.277	132.992	78.235	109.932	107.332	79.025	135.553	101.670		
18	T	3.0467	6.5418	6.7058	13.6298	10.3326	10.2143	9.1678	4.3408	63.9796		
	S	153.743	81.087	131.060	77.787	109.539	107.603	78.313	136.653	101.282		
19	T	3.0511	6.4745	6.6865	13.7385	10.3947	10.2967	9.3180	4.3753	64.3353		60.8718
	S	153.521	81.930	131.439	77.172	108.884	106.742	77.050	135.575	100.722		96.708

Event: Firestone Grand Prix of St. Petersburg  
Track: St Petersburg Street Circuit  
Report: Section Data Report  
Session: Practice 3

Round 1  
1.8 mile(s)

Verizon INDYCAR Series  
March 29, 2014



Section Data for Car 19 - Wilson, Justin

Lap	T/SF to I1	I1 to I2	I2 to I3	I3 to I4	I4 to I5	I5 to I6	I6 to I7	I7 to SF	Lap	PI to PO	PO to SF	SF to PI
1	T		7.5842	15.1923	10.7699	10.4911			344.7385	283.7495	63.2359	
	S		115.881	69.787	105.091	104.764			18.797	3.762	91.228	
2	T	3.0659	6.5325	6.8152	13.8134	10.5255	10.2926	9.2525	4.3500	64.6476		
	S	152.780	81.202	128.956	76.754	107.531	106.785	77.596	136.364	100.236		
3	T	3.0623	6.3779	6.6102	13.5870	10.3716	10.1124	9.0911	4.3474	63.5599		
	S	152.960	83.171	132.956	78.032	109.127	108.687	78.973	136.445	101.951		
4	T	3.0633	6.4517	6.6355	13.6642	10.3431	10.2039	9.0946	4.3561	63.8124		
	S	152.910	82.219	132.449	77.592	109.427	107.713	78.943	136.173	101.548		
5	T	3.0629	6.4082	6.6090	13.6304	10.4325	10.1577	8.9695	4.3599	63.6301		
	S	152.930	82.777	132.980	77.784	108.490	108.203	80.044	136.054	101.839		
6	T	3.0686	6.3481	6.5774	13.5895	10.4418	10.1165	9.0342	4.3487	63.5248		60.0332
	S	152.646	83.561	133.619	78.018	108.393	108.643	79.471	136.404	102.007		98.059
7	T			8.1310	14.9620	10.7547	10.4810			576.2144	515.8370	64.0904
	S			108.088	70.861	105.239	104.865			11.246	2.069	90.011
8	T	3.0805	6.3408	6.6200	13.5542	10.3674	10.1826	9.2135	4.3908	63.7498		
	S	152.056	83.657	132.759	78.221	109.171	107.938	77.924	135.097	101.647		
9	T	3.0561	6.2807	6.6572	13.8345	10.4456	10.0646	8.9086	4.3570	63.6043		
	S	153.270	84.458	132.017	76.636	108.354	109.204	80.591	136.145	101.880		
10	T	3.0558	6.3365	6.6527	13.5435	10.3557	10.1032	8.9469	4.3396	63.3339		59.9598
	S	153.285	83.714	132.106	78.283	109.294	108.786	80.246	136.690	102.315		98.179
11	T			6.7079	14.4787	10.6073	10.3928			383.4352	327.4466	59.4690
	S			131.019	73.227	106.702	105.755			16.900	3.260	97.006
12	T	3.0748	6.4205	6.6456	13.5531	10.4626	10.1773	9.0237	4.3691	63.7267		
	S	152.338	82.619	132.247	78.228	108.178	107.994	79.563	135.768	101.684		
13	T	3.0451	6.3390	6.6334	13.7010	10.4555	10.0165	9.0749	4.3532	63.6186		60.3754
	S	153.824	83.681	132.491	77.383	108.251	109.728	79.114	136.263	101.857		97.504
14	T			7.1561	14.7688	10.7009	10.4127			393.2195	335.7664	60.8710
	S			122.813	71.788	105.769	105.553			16.479	3.179	94.772
15	T	3.0587	6.4186	6.7519	13.6589	10.9093	11.3352	9.2216	4.3812	65.7354		
	S	153.140	82.643	130.165	77.622	103.748	96.963	77.856	135.393	98.577		
16	T	3.0316	6.2326	6.6394	13.3298	10.2735	10.0408	9.0306	4.3483	62.9266		
	S	154.509	85.110	132.371	79.538	110.169	109.462	79.502	136.417	102.977		
17	T	3.0226	6.3042	6.5553	13.4292	10.3920	9.9417	8.9576	4.3211	62.9237		
	S	154.969	84.143	134.069	78.949	108.912	110.554	80.150	137.276	102.982		
18	T	3.0286	6.3458	6.5856	13.4550	10.2931	10.0114	9.1182	4.3578	63.1955		59.6273
	S	154.662	83.591	133.452	78.798	109.959	109.784	78.739	136.120	102.539		98.727

Event: Firestone Grand Prix of St. Petersburg  
Track: St Petersburg Street Circuit  
Report: Section Data Report  
Session: Practice 3

Round 1  
1.8 mile(s)

Verizon INDYCAR Series  
March 29, 2014



Section Data for Car 2 - Montoya, Juan Pablo

Lap	T/SF to I1	I1 to I2	I2 to I3	I3 to I4	I4 to I5	I5 to I6	I6 to I7	I7 to SF	Lap	PI to PO	PO to SF	SF to PI
1	T	3.2720	6.8608	7.2066	14.4077	10.6798	10.3327	9.6549	4.3993	66.8138		66.8304
	S	143.157	77.317	121.953	73.588	105.977	106.370	74.362	134.836	96.986		86.321
2	T	3.0875	6.6302	6.8800	14.3104	10.4337	10.2648	9.1042	4.3285	65.0393		
	S	151.711	80.006	127.742	74.088	108.477	107.074	78.860	137.041	99.632		
3	T	3.0879	6.4465	6.7624	13.6080	10.4092	10.0542	9.2257	4.3386	63.9325		
	S	151.692	82.286	129.963	77.912	108.732	109.317	77.821	136.722	101.357		
4	T	3.0716	6.5310	6.6534	13.4249	10.3245	10.1723	9.0120	4.3342	63.5239		
	S	152.497	81.221	132.092	78.975	109.625	108.047	79.667	136.861	102.009		
5	T	3.6218	7.0255	7.1949	14.3345	10.4620	10.1364	9.8558	4.6747	67.3056		
	S	129.330	75.504	122.151	73.963	108.184	108.430	72.846	126.892	96.277		
6	T	3.0527	6.5116	6.6205	13.5524	10.3393	10.3100	9.1468	4.3468	63.8801		61.1982
	S	153.441	81.463	132.749	78.232	109.468	106.604	78.492	136.464	101.440		96.193
7	T			8.2101	15.3184	10.6529	10.3593			516.7880	455.7075	63.9179
	S			107.047	69.213	106.245	106.097			12.539	2.342	90.254
8	T	3.0829	6.5775	6.7238	13.6231	10.3906	10.1372	9.2754	4.3737	64.1842		
	S	151.938	80.647	130.709	77.826	108.927	108.422	77.404	135.625	100.959		
9	T	3.0402	6.4566	6.7210	14.0470	10.6532	10.5441	9.1194	4.3396	64.9211		61.8667
	S	154.072	82.157	130.764	75.477	106.242	104.238	78.728	136.690	99.813		95.153
10	T			7.8028	15.4588	10.9314	10.9253			353.7930	293.5161	63.7835
	S			112.634	68.584	103.538	100.601			18.316	3.637	90.444
11	T	3.2643	6.6517	6.9533	14.1197	10.3741	10.1799	9.4814	4.4298	65.4542		
	S	143.494	79.747	126.395	75.089	109.100	107.967	75.722	133.907	99.001		
12	T	3.0752	6.3931	6.6164	13.4857	10.3136	10.0182	9.0260	4.3518	63.2800		
	S	152.318	82.973	132.831	78.619	109.740	109.709	79.543	136.307	102.402		
13	T	3.0622	6.3052	6.7378	13.4132	10.2873	10.0525	8.9624	4.3531	63.1737		
	S	152.965	84.130	130.438	79.044	110.021	109.335	80.107	136.267	102.574		
14	T	3.0540	6.3618	6.6137	13.5220	10.3039	10.0485	8.9984	4.3344	63.2367		60.9741
	S	153.376	83.381	132.885	78.408	109.844	109.379	79.787	136.854	102.472		96.546
15	T			7.3013	15.0711	10.5647	10.4088			472.7827	413.7576	61.3375
	S			120.371	70.348	107.132	105.592			13.706	2.580	94.051
16	T	3.0641	6.3255	6.6901	13.6247	10.2498	10.1558	9.0270	4.3556	63.4926		
	S	152.870	83.860	131.368	77.817	110.423	108.223	79.534	136.188	102.059		
17	T	3.0398	6.4903	6.7088	13.4448	10.4971	10.0043	8.9004	4.3189	63.4044		
	S	154.092	81.730	131.002	78.858	107.822	109.862	80.665	137.346	102.201		
18	T	3.0640	6.4488	6.5541	13.3965	10.2340	10.0338	8.9773	4.3401	63.0486		
	S	152.875	82.256	134.094	79.142	110.594	109.539	79.974	136.675	102.778		
19	T	3.0238	6.3041	6.6041	13.4831	10.2559	9.9427	9.0660	4.3211	63.0008		60.3882
	S	154.907	84.144	133.078	78.634	110.358	110.542	79.192	137.276	102.856		97.483

Event: Firestone Grand Prix of St. Petersburg  
Track: St Petersburg Street Circuit  
Report: Section Data Report  
Session: Practice 3

Round 1  
1.8 mile(s)

Verizon INDYCAR Series  
March 29, 2014



Section Data for Car 20 - Conway, Mike

Lap	T/SF to I1	I1 to I2	I2 to I3	I3 to I4	I4 to I5	I5 to I6	I6 to I7	I7 to SF	Lap	PI to PO	PO to SF	SF to PI
1	T	3.2131	7.0448	7.0557	14.3134	10.6685	10.3524	9.5616	4.3798	66.5893		69.1912
	S	145.781	75.297	124.561	74.072	106.090	106.168	75.087	135.436	97.313		83.376
2	T	3.1208	6.6114	6.8083	14.1164	10.6526	13.6975	9.1835	4.3593	68.5498		
	S	150.093	80.233	129.087	75.106	106.248	80.240	78.179	136.073	94.530		
3	T	3.0461	6.6433	6.9567	13.8796	10.4561	10.2455	9.4175	4.3391	64.9839		
	S	153.773	79.848	126.333	76.387	108.245	107.275	76.236	136.706	99.717		
4	T	3.0103	6.4463	6.7032	24.1349	12.2457	14.6651	9.1346	4.3300	80.6701		
	S	155.602	82.288	131.111	43.929	92.426	74.946	78.597	136.993	80.327		
5	T	3.0288	6.5949	6.8742	13.8908	10.4094	10.2101	9.2900	4.3398	64.6380		
	S	154.652	80.434	127.850	76.326	108.730	107.647	77.283	136.684	100.251		
6	T	3.0064	6.5057	6.6991	13.8884	10.4762	10.1246	9.3130	4.3713	64.3847		
	S	155.804	81.537	131.191	76.339	108.037	108.556	77.092	135.699	100.645		
7	T	3.0136	6.5086	6.7097	13.9660	10.4460	10.1928	9.3556	4.3261	64.5184		61.2227
	S	155.432	81.501	130.984	75.915	108.349	107.830	76.741	137.117	100.436		96.154
8	T			7.8880	14.6775	10.6429	10.3735			506.6748	447.2930	62.5734
	S			111.418	72.235	106.345	105.952			12.789	2.386	92.194
9	T	3.0664	6.6539	6.8945	13.9204	10.5015	10.3195	9.2170	4.3606	64.9338		
	S	152.755	79.721	127.473	76.164	107.777	106.506	77.895	136.032	99.794		
10	T	3.0152	6.5374	6.6650	13.7362	10.4155	10.2049	9.2902	4.3618	64.2262		
	S	155.349	81.142	131.863	77.185	108.667	107.702	77.281	135.995	100.893		
11	T	3.0123	6.5872	6.8462	13.9666	10.4203	10.2583	9.1855	4.3295	64.6059		61.5836
	S	155.499	80.528	128.372	75.912	108.617	107.142	78.162	137.009	100.300		95.591
12	T			7.3441	15.3186	10.8074	10.5628			339.5451	280.9912	61.6449
	S			119.669	69.212	104.726	104.053			19.084	3.799	93.582
13	T	3.0738	6.6055	6.9117	13.6680	10.4504	10.1673	9.2119	4.3718	64.4604		
	S	152.388	80.305	127.156	77.570	108.304	108.101	77.938	135.684	100.527		
14	T	3.0219	6.4552	6.7029	13.5437	10.3540	10.1313	9.1567	4.3007	63.6664		
	S	155.005	82.175	131.117	78.282	109.312	108.485	78.408	137.927	101.781		
15	T	3.0415	6.5134	6.7439	13.5706	10.3864	10.0535	9.1103	4.3315	63.7511		
	S	154.006	81.440	130.320	78.127	108.971	109.324	78.807	136.946	101.645		
16	T	2.9998	6.3870	6.6495	13.4426	10.3053	10.0383	9.1006	4.3107	63.2338		
	S	156.147	83.052	132.170	78.871	109.829	109.490	78.891	137.607	102.477		
17	T	3.0065	6.3755	6.6005	13.6738	10.3476	9.9951	9.2658	4.3352	63.6000		
	S	155.799	83.202	133.151	77.537	109.380	109.963	77.484	136.829	101.887		
18	T	3.0114	6.4899	6.6085	13.7386	10.3435	10.0172	9.1371	4.3106	63.6568		60.3258
	S	155.545	81.735	132.990	77.171	109.423	109.720	78.576	137.610	101.796		97.584
19	T			6.8003	14.0898	10.7590	12.3619			355.5151	297.5007	61.3363
	S			129.239	75.248	105.197	88.910			18.227	3.588	94.053

Event: Firestone Grand Prix of St. Petersburg  
 Track: St Petersburg Street Circuit  
 Report: Section Data Report  
 Session: Practice 3

Round 1  
 1.8 mile(s)

Verizon INDYCAR Series  
 March 29, 2014



Section Data for Car 20 - Conway, Mike

Lap	T/SF to I1	I1 to I2	I2 to I3	I3 to I4	I4 to I5	I5 to I6	I6 to I7	I7 to SF	Lap	PI to PO	PO to SF	SF to PI
20	T	3.0235	6.4599	6.6852	13.6303	10.3565	10.0884	9.1228	4.3158	63.6824		
	S	154.923	82.115	131.464	77.785	109.286	108.946	78.699	137.444	101.755		
21	T	3.0006	6.3843	6.5942	13.5486	10.4007	10.0602	9.0972	4.3322	63.4180		
	S	156.105	83.087	133.278	78.254	108.821	109.251	78.920	136.924	102.179		
22	T	3.0688	6.6710	6.8184	13.8543	10.3640	10.2418	9.1688	4.3486	64.5357		60.9879
	S	152.636	79.516	128.896	76.527	109.207	107.314	78.304	136.408	100.410		96.524
23	T			6.9723	14.1070	10.6220	10.1632			127.7833	71.0942	60.3045
	S			126.051	75.156	106.554	108.144			50.711	15.014	95.662
24	T	3.0010	6.5024	6.6303	13.5895	10.4043	9.9806	9.2320	4.3530	63.6931		60.4542
	S	156.084	81.578	132.553	78.018	108.784	110.123	77.768	136.270	101.738		97.376



Event: Firestone Grand Prix of St. Petersburg  
Track: St Petersburg Street Circuit  
Report: Section Data Report  
Session: Practice 3

Round 1  
1.8 mile(s)

Verizon INDYCAR Series  
March 29, 2014



Section Data for Car 25 - Andretti, Marco

Lap	T/SF to I1	I1 to I2	I2 to I3	I3 to I4	I4 to I5	I5 to I6	I6 to I7	I7 to SF	Lap	PI to PO	PO to SF	SF to PI
1	T	3.1444	6.6895	6.9254	14.1016	10.5810	10.4969	9.4681	4.4035	65.8104		64.5154
	S	148.966	79.297	126.904	75.185	106.967	104.706	75.829	134.707	98.465		89.418
2	T	3.0576	6.4164	6.6860	13.8719	10.4842	10.2666	9.1851	4.3417	64.3095		
	S	153.195	82.672	131.448	76.430	107.955	107.055	78.165	136.624	100.763		
3	T	3.0502	6.4905	6.7057	13.9006	10.5423	10.4407	9.0861	4.3426	64.5587		
	S	153.567	81.728	131.062	76.272	107.360	105.270	79.017	136.596	100.374		
4	T	3.0491	6.4465	6.6356	13.7985	10.4419	10.1950	9.2043	4.3563	64.1272		
	S	153.622	82.286	132.447	76.836	108.392	107.807	78.002	136.166	101.049		
5	T	3.0603	6.5405	6.6557	13.7236	10.3952	10.3181	9.0992	4.3485	64.1411		61.9244
	S	153.060	81.103	132.047	77.256	108.879	106.521	78.903	136.411	101.027		95.065
6	T			7.2374	15.1542	10.9985	10.5912			696.8303	637.5082	61.6433
	S			121.434	69.963	102.907	103.774			9.299	1.674	93.585
7	T	3.1158	6.5669	6.7002	13.8831	10.6508	10.2924	9.1578	4.3944	64.7614		
	S	150.333	80.777	131.170	76.368	106.266	106.787	78.398	134.986	100.060		
8	T	3.0878	6.5614	6.6269	13.8167	10.5429	10.3850	9.2499	4.3601	64.6307		
	S	151.697	80.845	132.621	76.735	107.354	105.834	77.618	136.048	100.262		
9	T	3.0841	6.6603	6.6774	14.0365	10.6200	10.7325	9.1669	4.3747	65.3524		62.9429
	S	151.879	79.644	131.618	75.534	106.574	102.408	78.320	135.594	99.155		93.526
10	T			7.5154	15.7669	11.0973	10.8536			516.9716	456.6022	62.9604
	S			116.942	67.244	101.990	101.265			12.535	2.338	91.627
11	T	3.1027	6.6434	6.7625	14.1723	10.5225	10.3392	9.3511	4.3720	65.2657		
	S	150.968	79.847	129.961	74.810	107.562	106.303	76.778	135.677	99.286		
12	T	3.0762	6.4239	6.6673	13.5045	10.4029	10.1355	9.0636	4.3537	63.6276		
	S	152.269	82.575	131.817	78.509	108.798	108.440	79.213	136.248	101.843		
13	T	3.0461	6.3364	6.5961	13.5432	10.2897	10.1265	9.0238	4.3443	63.3061		
	S	153.773	83.715	133.240	78.285	109.995	108.536	79.562	136.543	102.360		
14	T	3.0301	6.3486	6.5815	13.6987	10.2536	10.3888	9.0803	4.3392	63.7208		
	S	154.585	83.555	133.535	77.396	110.383	105.796	79.067	136.703	101.694		
15	T	3.0543	6.4215	6.5837	14.9680	11.1576	11.2217	9.0664	4.3525	66.8257		64.7282
	S	153.361	82.606	133.491	70.833	101.439	97.943	79.188	136.285	96.969		90.947

Event: Firestone Grand Prix of St. Petersburg  
Track: St Petersburg Street Circuit  
Report: Section Data Report  
Session: Practice 3

Round 1  
1.8 mile(s)

Verizon INDYCAR Series  
March 29, 2014



Section Data for Car 27 - Hinchcliffe, James

Lap	T/SF to I1	I1 to I2	I2 to I3	I3 to I4	I4 to I5	I5 to I6	I6 to I7	I7 to SF	Lap	PI to PO	PO to SF	SF to PI
1	T	3.2391	6.9197	6.9645	14.4476	10.5135	10.5085	10.0282	4.4197	67.0408		69.0360
	S	144.611	76.659	126.192	73.384	107.654	104.591	71.594	134.213	96.658		83.563
2	T	3.0504	6.5757	6.7076	13.8308	10.3412	10.0731	9.0341	4.3342	63.9471		
	S	153.557	80.669	131.025	76.657	109.447	109.111	79.472	136.861	101.334		
3	T	3.0531	6.4841	6.6166	13.6623	10.3570	9.9983	9.0077	4.3246	63.5037		
	S	153.421	81.809	132.827	77.602	109.281	109.928	79.705	137.165	102.041		
4	T	3.0183	6.2825	6.6102	13.7233	10.4692	9.9615	9.0892	4.3311	63.4853		
	S	155.190	84.434	132.956	77.257	108.109	110.334	78.990	136.959	102.071		
5	T	3.0465	6.3981	6.6326	14.0167	10.3464	10.0210	9.8022	4.4529	64.7164		
	S	153.753	82.908	132.507	75.640	109.392	109.679	73.244	133.212	100.129		
6	T	3.0200	6.4657	6.5948	16.3203	10.5454	9.9674	9.2718	4.3075	66.4929		
	S	155.102	82.041	133.266	64.964	107.328	110.269	77.434	137.709	97.454		
7	T	3.0520	6.4655	6.6722	13.7019	10.4218	10.2188	9.2156	4.3993	64.1471		61.1286
	S	153.476	82.044	131.720	77.378	108.601	107.556	77.906	134.836	101.018		96.302
8	T			7.0402	15.0066	10.6965	10.4364			489.7466	431.6393	61.0588
	S			124.835	70.651	105.812	105.313			13.231	2.473	94.480
9	T	3.0543	6.4054	6.7674	13.7972	10.4628	10.1490	9.1868	4.3611	64.1840		
	S	153.361	82.814	129.867	76.844	108.175	108.295	78.151	136.017	100.960		
10	T	3.0484	6.4541	6.6475	17.0763	10.8025	10.2060	9.1138	4.3838	67.7324		
	S	153.657	82.189	132.210	62.088	104.774	107.691	78.777	135.312	95.671		
11	T	3.0428	6.3804	6.6104	13.6565	10.3609	9.9656	9.0886	4.3745	63.4797		
	S	153.940	83.138	132.952	77.635	109.239	110.288	78.995	135.600	102.080		
12	T	3.0261	6.3691	6.5974	13.7301	10.3922	10.2555	9.1838	4.3377	63.8919		
	S	154.790	83.286	133.214	77.219	108.910	107.171	78.176	136.750	101.421		
13	T	3.0254	6.4654	6.7879	13.8978	10.4735	10.2194	9.1580	4.3517	64.3791		61.2532
	S	154.826	82.045	129.475	76.287	108.065	107.549	78.396	136.310	100.654		96.106
14	T			7.8423	17.1329	11.0388	10.9187			384.8390	323.0210	65.1206
	S			112.067	61.883	102.531	100.661			16.838	3.304	88.587
15	T	3.1002	6.5700	6.8933	13.8141	10.4356	10.1338	9.3211	4.3653	64.6334		
	S	151.090	80.739	127.495	76.750	108.457	108.458	77.025	135.886	100.258		
16	T	3.0421	6.4515	6.6691	13.5758	10.4461	9.9603	8.9609	4.3528	63.4586		
	S	153.976	82.222	131.781	78.097	108.348	110.347	80.121	136.276	102.114		
17	T	3.0326	6.2938	6.6595	13.5820	10.3290	9.9632	8.8485	4.3339	63.0425		
	S	154.458	84.282	131.971	78.061	109.577	110.315	81.139	136.870	102.788		
18	T	3.0097	6.3359	6.5934	13.4020	10.4303	9.9635	8.9438	4.2909	62.9695		
	S	155.633	83.722	133.294	79.110	108.513	110.312	80.274	138.242	102.907		
19	T	3.0160	6.4425	6.5437	13.4779	10.2930	9.9125	8.8258	4.3196	62.8310		59.9479
	S	155.308	82.337	134.307	78.664	109.960	110.879	81.347	137.323	103.134		98.199

Event: Firestone Grand Prix of St. Petersburg  
 Track: St Petersburg Street Circuit  
 Report: Section Data Report  
 Session: Practice 3

Round 1  
 1.8 mile(s)

Verizon INDYCAR Series  
 March 29, 2014



Section Data for Car 27 - Hinchcliffe, James

Lap	T/SF to I1	I1 to I2	I2 to I3	I3 to I4	I4 to I5	I5 to I6	I6 to I7	I7 to SF	Lap	PI to PO	PO to SF	SF to PI
20	T			6.7848	14.2981	10.4652	10.1702			279.1612	223.1775	59.0626
	S			129.534	74.152	108.151	108.070			23.212	4.783	97.674
21	T	3.0301	6.3467	6.6184	13.5360	10.4425	9.9731	9.0037	4.3375	63.2880		
	S	154.585	83.580	132.791	78.326	108.386	110.206	79.740	136.757	102.389		
22	T	3.0108	6.3710	6.5757	13.3828	10.3060	9.9313	8.8471	4.3105	62.7352		59.9536
	S	155.576	83.261	133.653	79.223	109.821	110.669	81.151	137.613	103.291		98.190

Event: Firestone Grand Prix of St. Petersburg  
 Track: St Petersburg Street Circuit  
 Report: Section Data Report  
 Session: Practice 3

Round 1  
 1.8 mile(s)

Verizon INDYCAR Series  
 March 29, 2014



Section Data for Car 28 - Hunter-Reay, Ryan

Lap	T/SF to I1	I1 to I2	I2 to I3	I3 to I4	I4 to I5	I5 to I6	I6 to I7	I7 to SF	Lap	PI to PO	PO to SF	SF to PI
1	T	3.0818	6.8033	6.7458	13.8539	10.3878	10.1688	9.2561	4.3405	64.6380		65.1342
	S	151.992	77.970	130.283	76.529	108.956	108.085	77.566	136.662	100.251		88.569
2	T	3.0240	6.7759	6.5865	13.6588	10.3760	10.2578	9.5253	4.2974	64.5017		
	S	154.897	78.285	133.434	77.622	109.080	107.147	75.373	138.033	100.462		
3	T	3.0365	6.4743	6.6371	13.4910	10.3638	10.0584	9.1731	4.3077	63.5419		
	S	154.260	81.932	132.417	78.588	109.209	109.271	78.267	137.703	101.980		
4	T	3.0269	6.4811	6.5690	13.6454	10.3000	10.0159	9.1074	4.3064	63.4521		
	S	154.749	81.846	133.790	77.699	109.885	109.735	78.832	137.744	102.124		
5	T	3.0243	6.4488	6.5416	13.5442	10.4026	10.0861	8.9959	4.2973	63.3408		61.1808
	S	154.882	82.256	134.350	78.279	108.801	108.971	79.809	138.036	102.304		96.220
6	T			6.8347	14.8511	10.6930	10.6429			508.5583	449.8499	61.0974
	S			128.588	71.390	105.847	103.270			12.742	2.373	94.421
7	T	3.0689	6.4919	6.6286	13.5350	10.3401	10.0789	9.1874	4.3348	63.6656		
	S	152.631	81.710	132.587	78.332	109.459	109.049	78.146	136.842	101.782		
8	T	3.0281	6.5703	6.6286	13.7118	10.4915	10.0829	9.0647	4.3343	63.9122		
	S	154.687	80.735	132.587	77.322	107.880	109.005	79.203	136.858	101.389		
9	T	3.0349	6.5301	6.6483	13.5622	10.3515	10.1112	9.1573	4.3138	63.7093		
	S	154.341	81.232	132.194	78.175	109.339	108.700	78.402	137.508	101.712		
10	T	3.0353	7.0092	7.3804	15.0682	10.7813	13.0877	9.0994	4.3286	69.7901		66.9512
	S	154.321	75.680	119.081	70.362	104.980	83.979	78.901	137.038	92.850		87.927
11	T			7.6589	16.1225	10.9895	10.7146			464.9248	404.4000	63.7636
	S			114.751	65.761	102.991	102.579			13.938	2.639	90.473
12	T	3.1114	6.6829	6.8405	13.7853	10.3400	10.2564	9.4364	4.3915	64.8444		
	S	150.546	79.375	128.479	76.910	109.460	107.161	76.084	135.075	99.932		
13	T	3.0357	6.4812	6.5553	13.4932	10.3039	10.0258	8.9953	4.3211	63.2115		
	S	154.300	81.845	134.069	78.575	109.844	109.626	79.814	137.276	102.513		
14	T	3.0265	6.3444	6.3791	14.6728	10.4291	10.0701	9.0029	4.3225	67.2474		
	S	154.769	83.610	93.704	72.258	108.525	109.144	79.747	137.231	96.361		
15	T	3.0325	6.4124	6.5458	13.5005	10.2060	9.9689	8.9589	4.3231	62.9481		
	S	154.463	82.723	134.264	78.532	110.897	110.252	80.139	137.212	102.942		
16	T	3.0275	6.3211	6.5218	13.4669	10.2390	9.9493	8.9489	4.3231	62.7976		
	S	154.718	83.918	134.758	78.728	110.540	110.469	80.228	137.212	103.189		
17	T	3.0147	6.3270	6.5308	13.4811	10.2589	9.9127	9.0024	4.3196	62.8472		60.8022
	S	155.375	83.840	134.572	78.645	110.325	110.877	79.751	137.323	103.107		96.819
18	T			8.7389	19.4938	11.3415	10.8073			366.2586	299.7010	68.8582
	S			100.569	54.388	99.794	101.699			17.692	3.562	83.779
19	T	3.0413	6.3726	6.5523	15.3144	10.8408	10.1373	9.2536	4.3240	65.8363		
	S	154.016	83.240	134.131	69.231	104.404	108.420	77.587	137.184	98.426		

**Event:** Firestone Grand Prix of St. Petersburg  
**Track:** St Petersburg Street Circuit  
**Report:** Section Data Report  
**Session:** Practice 3

**Round 1**  
**1.8 mile(s)**

**Verizon INDYCAR Series**  
**March 29, 2014**



**Section Data for Car 28 - Hunter-Reay, Ryan**

Lap	T/SF to I1	I1 to I2	I2 to I3	I3 to I4	I4 to I5	I5 to I6	I6 to I7	I7 to SF	Lap	PI to PO	PO to SF	SF to PI
20	T	3.0166	6.6823	6.6281	14.0333	11.9504	11.5158	9.0491	4.3248	67.2004		64.6286
	S	155.277	79.382	132.597	75.551	94.710	95.442	79.340	137.158	96.428		91.087

Event: Firestone Grand Prix of St. Petersburg  
Track: St Petersburg Street Circuit  
Report: Section Data Report  
Session: Practice 3

Round 1  
1.8 mile(s)

Verizon INDYCAR Series  
March 29, 2014



Section Data for Car 3 - Castroneves, Helio

Lap	T/SF to I1	I1 to I2	I2 to I3	I3 to I4	I4 to I5	I5 to I6	I6 to I7	I7 to SF	Lap	PI to PO	PO to SF	SF to PI
1	T	3.1192	6.8167	7.1348	14.6209	10.6908	10.5534	9.9535	4.4007	67.2900		67.5013
	S	150.170	77.817	123.180	72.515	105.868	104.146	72.131	134.793	96.300		85.463
2	T	3.0571	6.6584	7.1489	14.1117	10.4794	10.1767	9.1962	4.3155	65.1439		
	S	153.220	79.667	122.937	75.131	108.004	108.001	78.071	137.454	99.472		
3	T	3.0392	6.4713	6.6746	13.7292	10.4591	10.2013	9.1381	4.3198	64.0326		
	S	154.122	81.970	131.673	77.224	108.214	107.740	78.567	137.317	101.198		
4	T	3.0347	6.3808	6.5366	13.5969	10.4157	10.0450	9.0776	4.3234	63.4107		
	S	154.351	83.133	134.453	77.976	108.665	109.417	79.091	137.203	102.191		
5	T	3.0091	6.4137	6.6191	13.6890	10.3930	10.2692	9.0695	4.3238	63.7864		60.5708
	S	155.664	82.706	132.777	77.451	108.902	107.028	79.161	137.190	101.589		97.189
6	T			7.8144	14.9851	10.7164	10.4228			333.3352	274.3880	62.3373
	S			112.467	70.752	105.616	105.451			19.440	3.890	92.543
7	T	3.0316	6.5052	6.6454	13.7618	10.4039	10.1773	9.2387	4.3291	64.0930		
	S	154.509	81.543	132.251	77.041	108.788	107.994	77.712	137.022	101.103		
8	T	3.0687	6.6291	6.7306	14.0499	10.4630	10.2334	9.7855	4.3537	65.3139		
	S	152.641	80.019	130.577	75.462	108.173	107.402	73.369	136.248	99.213		
9	T	3.0425	6.4105	6.6035	13.8292	10.4344	10.1661	9.0723	4.3292	63.8877		
	S	153.955	82.748	133.091	76.666	108.470	108.113	79.137	137.019	101.428		
10	T	3.0217	6.4733	6.5717	13.7740	10.4701	10.1925	9.1839	4.3315	64.0187		60.6756
	S	155.015	81.945	133.735	76.973	108.100	107.833	78.175	136.946	101.220		97.021
11	T			7.9455	15.4736	11.0034	10.7689			271.5907	210.3424	64.9358
	S			110.611	68.518	102.861	102.062			23.859	5.075	88.839
12	T	3.1767	6.6450	6.8478	13.9709	10.4685	10.2104	9.3979	4.4619	65.1791		
	S	147.451	79.828	128.342	75.888	108.117	107.644	76.395	132.944	99.418		
13	T	3.0204	6.3593	6.5632	13.3071	10.2473	9.9740	8.9747	4.3117	62.7577		
	S	155.082	83.414	133.908	79.674	110.450	110.196	79.998	137.575	103.254		
14	T	3.0150	6.3185	7.0613	14.5595	11.4450	10.8906	8.8904	4.2942	66.4745		
	S	155.360	83.953	124.462	72.820	98.892	100.921	80.756	138.136	97.481		
15	T	3.0153	6.3433	6.5306	13.4321	10.2580	10.0277	8.9520	4.3145	62.8735		
	S	155.344	83.624	134.576	78.932	110.335	109.605	80.200	137.486	103.064		
16	T	3.0112	6.3280	6.4899	13.4570	10.2981	9.9876	8.9119	4.2971	62.7808		59.5068
	S	155.556	83.827	135.420	78.786	109.906	110.046	80.561	138.042	103.216		98.927
17	T			7.6171	14.8156	10.7810	12.9903			480.9198	419.0652	65.2456
	S			115.380	71.562	104.983	84.609			13.474	2.547	88.418
18	T	3.0229	6.3436	6.6903	13.3568	10.3235	9.9602	9.0000	4.3260	63.0233		
	S	154.954	83.620	131.364	79.377	109.635	110.348	79.773	137.120	102.819		
19	T	3.0109	6.2791	6.4961	13.3021	10.2419	9.9379	8.8933	4.3117	62.4730		
	S	155.571	84.479	135.291	79.704	110.509	110.596	80.730	137.575	103.725		

Event: Firestone Grand Prix of St. Petersburg  
 Track: St Petersburg Street Circuit  
 Report: Section Data Report  
 Session: Practice 3

Round 1  
 1.8 mile(s)

Verizon INDYCAR Series  
 March 29, 2014



Section Data for Car 3 - Castroneves, Helio

Lap	T/SF to I1	I1 to I2	I2 to I3	I3 to I4	I4 to I5	I5 to I6	I6 to I7	I7 to SF	Lap	PI to PO	PO to SF	SF to PI
20	T	3.0090	6.2241	6.4979	13.3633	10.3513	9.9462	8.9223	4.3046	62.6187		59.2287
	S	155.669	85.226	135.253	79.339	109.341	110.504	80.467	137.802	103.483		99.391
21	T			8.9295	15.0074	10.7107	11.0003			195.8863	135.9786	63.6344
	S			98.422	70.647	105.672	99.915			33.080	7.850	90.656
22	T	3.0137	6.4224	6.6217	13.6089	10.3468	9.9922	9.2449	4.3187	63.5693		
	S	155.427	82.594	132.725	77.907	109.388	109.995	77.660	137.352	101.936		
23	T	2.9852	6.3102	6.5767	13.4465	10.4276	10.0636	9.0340	4.2970	63.1408		59.8548
	S	156.910	84.063	133.633	78.848	108.541	109.214	79.472	138.046	102.628		98.352

Event: Firestone Grand Prix of St. Petersburg  
 Track: St Petersburg Street Circuit  
 Report: Section Data Report  
 Session: Practice 3

Round 1  
 1.8 mile(s)

Verizon INDYCAR Series  
 March 29, 2014



Section Data for Car 34 - Munoz, Carlos (R)

Lap	T/SF to I1	I1 to I2	I2 to I3	I3 to I4	I4 to I5	I5 to I6	I6 to I7	I7 to SF	Lap	PI to PO	PO to SF	SF to PI
1	T		7.9025	15.6173	11.1111	11.6286			205.2410	142.9943	64.9322	
	S		111.213	67.888	101.864	94.516			31.573	7.465	88.844	
2	T	3.1011	6.7624	6.9149	13.9277	10.4037	10.2411	9.4773	4.3566	65.1848		
	S	151.046	78.442	127.097	76.124	108.790	107.322	75.755	136.157	99.410		
3	T	3.0552	6.6630	6.6582	13.7594	10.3813	10.1425	9.1870	4.3168	64.1634		
	S	153.315	79.612	131.997	77.055	109.025	108.365	78.149	137.412	100.992		
4	T	3.0390	6.4786	6.8412	13.7907	10.4056	10.1459	9.1311	4.3158	64.1479		
	S	154.133	81.878	128.466	76.880	108.770	108.329	78.627	137.444	101.017		
5	T	3.6062	7.8813	7.5632	14.4327	10.4488	10.1607	9.2905	4.3163	67.6997		
	S	129.890	67.305	116.203	73.460	108.320	108.171	77.278	137.428	95.717		
6	T	3.0408	6.5184	6.6916	13.7946	10.4741	10.1142	8.9835	4.3235	63.9407		
	S	154.041	81.378	131.338	76.858	108.059	108.668	79.919	137.199	101.344		
7	T	3.0329	6.5695	6.6557	13.7984	10.3723	10.1467	9.3260	4.3228	64.2243		61.2015
	S	154.443	80.745	132.047	76.837	109.119	108.320	76.984	137.222	100.896		96.187
8	T			7.4462	15.1159	10.6777	10.4180			334.2172	275.8944	61.2917
	S			118.028	70.140	105.998	105.499			19.389	3.869	94.121
9	T	3.0720	6.5858	6.7106	13.8401	10.4455	10.2545	9.2202	4.3747	64.5034		
	S	152.477	80.545	130.966	76.605	108.355	107.181	77.868	135.594	100.460		
10	T	3.0627	6.6559	6.8117	13.9875	10.4658	10.2376	9.2204	4.3781	64.8197		
	S	152.940	79.697	129.023	75.798	108.144	107.358	77.866	135.488	99.970		
11	T	3.0551	6.6282	6.7093	13.9314	10.5137	10.2222	9.1970	4.3607	64.6176		
	S	153.320	80.030	130.992	76.103	107.652	107.520	78.064	136.029	100.282		
12	T	3.0379	6.6098	6.6928	13.8894	10.5285	10.6237	9.1939	4.3519	64.9279		62.1027
	S	154.188	80.253	131.315	76.334	107.500	103.457	78.090	136.304	99.803		94.792
13	T			8.8828	16.0780	11.2352	10.8720			316.7951	252.9938	66.9482
	S			98.940	65.943	100.739	101.094			20.455	4.219	86.169
14	T	3.1048	6.6698	6.8902	13.8548	10.5140	10.1801	9.4949	4.3726	65.0812		
	S	150.866	79.531	127.553	76.524	107.649	107.965	75.615	135.659	99.568		
15	T	3.0368	6.4091	6.6748	13.5629	10.3378	10.1225	8.9599	4.3298	63.4336		
	S	154.244	82.766	131.669	78.171	109.483	108.579	80.130	137.000	102.154		
16	T	3.0436	6.5138	6.6109	13.6867	10.3726	10.0889	8.9542	4.3295	63.6002		
	S	153.900	81.435	132.942	77.464	109.116	108.941	80.181	137.009	101.886		
17	T	3.0569	6.3809	6.5760	13.5308	10.3281	10.0227	8.9416	4.3233	63.1603		
	S	153.230	83.132	133.647	78.357	109.586	109.660	80.294	137.206	102.596		
18	T	3.0506	6.4390	6.5444	13.5699	10.3242	10.0960	9.0041	4.3384	63.3666		60.4978
	S	153.547	82.382	134.292	78.131	109.628	108.864	79.736	136.728	102.262		97.306
19	T			8.0924	15.2335	10.6792	10.3670			288.8724	227.7800	64.0011
	S			108.604	69.598	105.983	106.018			22.432	4.686	90.137



Event: Firestone Grand Prix of St. Petersburg  
 Track: St Petersburg Street Circuit  
 Report: Section Data Report  
 Session: Practice 3

Round 1  
 1.8 mile(s)

Verizon INDYCAR Series  
 March 29, 2014



Section Data for Car 34 - Munoz, Carlos (R)

Lap	T/SF to I1	I1 to I2	I2 to I3	I3 to I4	I4 to I5	I5 to I6	I6 to I7	I7 to SF	Lap	PI to PO	PO to SF	SF to PI
20	T	3.0527	6.4792	6.6487	13.7109	10.4087	10.0705	9.0438	4.3386	63.7531		
	S	153.441	81.870	132.186	77.327	108.738	109.140	79.386	136.722	101.642		
21	T	3.0272	6.5239	6.5670	13.6009	10.4134	10.1062	8.9730	4.3168	63.5284		60.5395
	S	154.733	81.309	133.830	77.953	108.689	108.754	80.013	137.412	102.002		97.239
22	T			7.5800	14.8142	11.4787	10.6141			231.8965	172.3685	62.6113
	S			115.945	71.568	98.602	103.550			27.944	6.192	92.138
23	T	3.0517	6.5020	6.6085	13.6961	10.4222	10.0721	9.0412	4.3430	63.7368		
	S	153.491	81.583	132.990	77.411	108.597	109.122	79.409	136.583	101.668		
24	T	3.0382	6.4595	6.6055	13.5248	10.4027	10.0167	8.9877	4.3319	63.3670		
	S	154.173	82.120	133.050	78.391	108.800	109.726	79.882	136.933	102.261		
25	T	3.0270	6.3588	6.5414	13.5468	10.2867	10.0242	8.9433	4.3255	63.0537		60.2678
	S	154.744	83.421	134.354	78.264	110.027	109.644	80.278	137.136	102.770		97.678

Event: Firestone Grand Prix of St. Petersburg  
Track: St Petersburg Street Circuit  
Report: Section Data Report  
Session: Practice 3

Round 1  
1.8 mile(s)

Verizon INDYCAR Series  
March 29, 2014



Section Data for Car 67 - Newgarden, Josef

Lap	T/SF to I1	I1 to I2	I2 to I3	I3 to I4	I4 to I5	I5 to I6	I6 to I7	I7 to SF	Lap	PI to PO	PO to SF	SF to PI
1	T	3.1792	6.8606	7.0589	14.5245	10.5947	10.3773	9.5742	4.3692	66.5386		69.9535
	S	147.336	77.319	124.504	72.996	106.829	105.913	74.988	135.764	97.387		82.467
2	T	3.0464	6.5985	6.7894	13.9256	10.3348	10.1624	9.2308	4.3232	64.4111		
	S	153.758	80.390	129.446	76.135	109.515	108.153	77.778	137.209	100.604		
3	T	3.0373	6.6040	6.7509	13.8303	10.3638	10.1189	9.1261	4.3375	64.1688		
	S	154.219	80.323	130.185	76.660	109.209	108.618	78.670	136.757	100.984		
4	T	3.0318	6.4713	6.6471	13.8000	10.4616	10.3895	9.1316	4.3227	64.2556		
	S	154.499	81.970	132.218	76.828	108.188	105.789	78.623	137.225	100.847		
5	T	3.0070	6.6083	6.8564	13.9299	10.3418	10.1233	9.1757	4.2961	64.3385		
	S	155.773	80.271	128.181	76.112	109.441	108.570	78.245	138.074	100.717		
6	T	3.0291	6.6443	6.6233	13.8053	10.4244	10.1604	9.1585	4.3216	64.1669		60.8292
	S	154.636	79.836	132.693	76.799	108.574	108.174	78.392	137.260	100.987		96.776
7	T			7.3053	15.3810	11.1137	10.6172			483.5183	424.5411	62.2812
	S			120.305	68.931	101.840	103.520			13.402	2.514	92.626
8	T	3.0633	6.5662	6.6639	13.6993	10.3599	10.2444	9.1056	4.3408	64.0434		
	S	152.910	80.786	131.884	77.393	109.250	107.287	78.848	136.653	101.181		
9	T	3.0146	6.5968	6.6642	13.8249	10.3707	10.1041	9.2378	4.3241	64.1372		
	S	155.380	80.411	131.878	76.690	109.136	108.777	77.719	137.180	101.033		
10	T	3.0121	6.5082	6.6054	13.8211	10.4369	10.1177	9.3189	4.3556	64.1759		
	S	155.509	81.506	133.052	76.711	108.444	108.631	77.043	136.188	100.972		
11	T	3.0303	6.6465	6.6782	13.7051	10.3883	10.1430	9.3041	4.3643	64.2598		60.6594
	S	154.575	79.810	131.602	77.360	108.951	108.360	77.165	135.917	100.841		97.047
12	T			7.0007	14.9515	10.6102	10.3057			384.4896	327.1647	61.4562
	S			125.539	70.911	106.673	106.649			16.854	3.263	93.870
13	T	3.1508	6.7419	6.8794	13.7012	10.3614	10.0889	9.8320	4.3673	65.1229		
	S	148.664	78.680	127.753	77.382	109.234	108.941	73.022	135.823	99.504		
14	T	3.0720	6.3251	6.6023	13.5444	10.4543	10.0128	8.9896	4.3506	63.3511		
	S	152.477	83.865	133.115	78.278	108.263	109.769	79.865	136.345	102.287		
15	T	3.0156	6.3780	6.6443	13.6762	11.2270	10.1715	8.9464	4.3103	64.3693		
	S	155.329	83.169	132.273	77.524	100.812	108.056	80.251	137.620	100.669		
16	T	3.0377	6.3427	6.5670	13.4584	10.2680	9.9926	9.1107	4.3508	63.1279		
	S	154.199	83.632	133.830	78.778	110.228	109.990	78.803	136.339	102.649		
17	T	3.0077	6.4417	6.6024	13.5691	10.2908	10.0465	8.9517	4.3070	63.2169		60.4973
	S	155.737	82.347	133.113	78.135	109.983	109.400	80.203	137.725	102.504		97.307

Event: Firestone Grand Prix of St. Petersburg  
Track: St Petersburg Street Circuit  
Report: Section Data Report  
Session: Practice 3

Round 1  
1.8 mile(s)

Verizon INDYCAR Series  
March 29, 2014



Section Data for Car 7 - Aleshin, Mikhail (R)

Lap	T/SF to I1	I1 to I2	I2 to I3	I3 to I4	I4 to I5	I5 to I6	I6 to I7	I7 to SF	Lap	PI to PO	PO to SF	SF to PI
1	T	3.0758	6.6351	6.9718	14.2649	10.6299	10.2159	9.6003	4.3657	65.7594		66.6171
	S	152.289	79.947	126.060	74.324	106.475	107.586	74.785	135.873	98.541		86.597
2	T	3.0469	6.5040	6.7493	13.7373	10.5489	10.5319	9.2399	4.3250	64.6832		
	S	153.733	81.558	130.216	77.179	107.293	104.358	77.702	137.152	100.181		
3	T	3.0496	6.4735	6.7298	13.8405	10.4285	10.0844	9.2140	4.3415	64.1618		
	S	153.597	81.942	130.593	76.603	108.531	108.989	77.920	136.631	100.995		
4	T	3.0205	6.4884	6.6670	13.7198	10.3365	10.1256	9.1943	4.3149	63.8670		
	S	155.077	81.754	131.823	77.277	109.497	108.546	78.087	137.473	101.461		
5	T	3.8835	7.3397	7.1794	14.4584	10.6341	10.4439	9.2995	4.3262	67.5647		
	S	120.615	72.272	122.415	73.330	106.433	105.238	77.204	137.114	95.908		
6	T	3.0207	6.4945	6.6602	13.8755	10.4113	9.9858	9.2274	4.3151	63.9905		
	S	155.066	81.678	131.958	76.410	108.711	110.065	77.807	137.467	101.265		
7	T	3.0339	6.6024	6.6053	13.8641	10.4290	10.0266	9.2413	4.3586	64.1612		60.7024
	S	154.392	80.343	133.054	76.473	108.526	109.618	77.690	136.095	100.996		96.978
8	T			7.7939	15.6660	10.8451	10.6513			456.7537	396.8273	63.6437
	S			112.763	67.677	104.362	103.188			14.187	2.690	90.643
9	T	3.1809	6.7787	6.9884	14.9539	10.6217	10.3187	9.4494	4.4090	66.7007		
	S	147.257	78.253	125.760	70.900	106.557	106.514	75.979	134.539	97.150		
10	T	3.0484	6.3012	6.6306	13.9732	10.4141	10.0161	9.1072	4.3294	63.8202		
	S	153.657	84.183	132.547	75.876	108.681	109.732	78.834	137.012	101.535		
11	T	3.0250	6.3115	6.6064	13.4417	10.3784	10.1560	9.1623	4.3027	63.3840		
	S	154.846	84.046	133.032	78.876	109.055	108.221	78.360	137.863	102.234		
12	T	3.6139	6.9996	7.0009	14.4253	10.4213	10.1869	9.2337	4.3360	66.2176		
	S	129.613	75.784	125.536	73.498	108.606	107.893	77.754	136.804	97.859		
13	T	3.0342	6.3061	6.5150	13.4009	10.3429	10.0584	9.1301	4.3301	63.1177		
	S	154.376	84.118	134.898	79.116	109.429	109.271	78.636	136.990	102.665		
14	T	3.1197	7.0121	7.3576	14.6745	10.5254	10.1800	9.6738	4.3495	66.8926		
	S	150.146	75.648	119.450	72.250	107.532	107.966	74.216	136.379	96.872		
15	T	3.0344	6.4478	6.5274	13.5413	10.3751	10.0989	9.1288	4.3389	63.4926		59.9588
	S	154.366	82.269	134.642	78.296	109.090	108.833	78.647	136.712	102.059		98.181
16	T			7.1846	14.7365	10.6298	10.3376			447.3734	389.9650	60.9919
	S			122.326	71.946	106.476	106.320			14.485	2.737	94.584
17	T	3.0683	6.4038	6.6844	13.5520	10.3150	14.1185	9.1726	4.3448	67.6594		64.2105
	S	152.661	82.834	131.480	78.234	109.725	77.848	78.272	136.527	95.774		91.680
18	T			7.1443	15.6557	10.7028	10.5368			325.8869	267.5127	61.8209
	S			123.016	67.721	105.750	104.310			19.884	3.990	93.316
19	T	3.0927	6.5746	6.8327	13.8535	10.4289	10.1307	9.1748	4.3404	64.4283		
	S	151.456	80.682	128.626	76.531	108.527	108.491	78.253	136.665	100.577		

Event: Firestone Grand Prix of St. Petersburg  
 Track: St Petersburg Street Circuit  
 Report: Section Data Report  
 Session: Practice 3

Round 1  
 1.8 mile(s)

Verizon INDYCAR Series  
 March 29, 2014



Section Data for Car 7 - Aleshin, Mikhail (R)

Lap	T/SF to I1	I1 to I2	I2 to I3	I3 to I4	I4 to I5	I5 to I6	I6 to I7	I7 to SF	Lap	PI to PO	PO to SF	SF to PI	
20	T	3.0276	6.3706	6.5972	15.8784	11.9732	10.7095	9.0112	4.3217	67.8894			
	S	154.713	83.266	133.218	66.772	94.529	102.628	79.674	137.257	95.449			
21	T	3.0336	6.3151	6.5409	13.5999	10.2904	10.0294	9.0118	4.3398	63.1609			
	S	154.407	83.998	134.364	77.958	109.988	109.587	79.668	136.684	102.595			
22	T	3.0161	6.2635	6.4637	13.9095	12.2777	11.3182	9.0707	4.3061	66.6255			
	S	155.303	84.690	135.969	76.223	92.185	97.108	79.151	137.754	97.260			
23	T	3.1482	6.7952	6.9259	14.2525	10.8260	10.6545	9.4828	4.3018	66.3869			
	S	148.786	78.063	126.895	74.389	104.546	103.157	75.711	137.892	97.610			
24	T	3.0062	6.2987	6.4729	13.5201	10.2594	9.9549	9.0184	4.3103	62.8409			61.0500
	S	155.814	84.217	135.776	78.419	110.320	110.407	79.610	137.620	103.118			96.426

Event: Firestone Grand Prix of St. Petersburg  
Track: St Petersburg Street Circuit  
Report: Section Data Report  
Session: Practice 3

Round 1  
1.8 mile(s)

Verizon INDYCAR Series  
March 29, 2014



Section Data for Car 77 - Pagenaud, Simon

Lap	T/SF to I1	I1 to I2	I2 to I3	I3 to I4	I4 to I5	I5 to I6	I6 to I7	I7 to SF	Lap	PI to PO	PO to SF	SF to PI
1	T	3.1510	7.0424	7.0734	14.7447	10.5555	10.5774	9.9655	4.4292	67.5391		67.8778
	S	148.654	75.323	124.249	71.906	107.225	103.909	72.044	133.925	95.944		84.989
2	T	3.0695	6.6113	6.7415	13.9792	10.5068	12.5733	9.3350	4.3217	67.1383		
	S	152.601	80.235	130.366	75.843	107.722	87.415	76.910	137.257	96.517		
3	T	3.0316	6.4694	6.5770	13.7558	10.4468	10.0729	9.1768	4.2950	63.8253		
	S	154.509	81.994	133.627	77.075	108.341	109.114	78.236	138.110	101.527		
4	T	3.0158	6.4648	6.5566	13.7140	10.4033	9.9153	9.1235	4.3145	63.5078		
	S	155.318	82.053	134.043	77.310	108.794	110.848	78.693	137.486	102.035		
5	T	3.0252	6.4293	6.5326	13.8890	10.4700	10.0281	9.4741	4.3419	64.1902		60.8409
	S	154.836	82.506	134.535	76.336	108.101	109.601	75.781	136.618	100.950		96.758
6	T			7.2307	15.6179	13.0564	10.8106			460.6500	399.3998	64.4873
	S			121.546	67.885	86.687	101.668			14.067	2.672	89.457
7	T	3.0925	6.4829	6.6928	13.9100	10.8081	10.7725	9.3349	4.3689	65.4626		
	S	151.466	81.824	131.315	76.221	104.719	102.027	76.911	135.774	98.988		
8	T	3.0315	6.4550	6.5699	13.7003	10.4355	10.4168	9.1242	4.3097	64.0429		
	S	154.514	82.177	133.771	77.387	108.458	105.511	78.687	137.639	101.182		
9	T	3.0344	6.4711	6.5628	25.6891	11.2522	10.2832	9.0971	4.3050	76.6949		
	S	154.366	81.973	133.916	41.271	100.586	106.882	78.921	137.789	84.491		
10	T	3.0191	6.4408	6.5707	13.8981	10.4328	9.9583	9.2190	4.3203	63.8591		60.6527
	S	155.149	82.358	133.755	76.286	108.487	110.369	77.878	137.301	101.473		97.058
11	T			7.5403	16.9790	11.5557	11.1952			416.7182	353.6087	66.9537
	S			116.556	62.443	97.945	98.175			15.550	3.019	86.162
12	T	3.1186	6.6104	6.9070	14.0759	13.6162	10.7114	9.7535	4.4236	69.2166		
	S	150.199	80.245	127.242	75.322	83.123	102.609	73.610	134.095	93.619		
13	T	3.0511	6.3247	6.5768	13.5821	10.3181	10.0001	9.0811	4.3266	63.2606		
	S	153.521	83.870	133.631	78.061	109.692	109.908	79.060	137.101	102.433		
14	T	3.0255	6.3419	6.6023	13.6259	10.2703	9.9240	8.9690	4.2938	63.0527		
	S	154.820	83.643	133.115	77.810	110.203	110.751	80.048	138.148	102.771		
15	T	3.0277	6.4438	6.5660	13.7088	10.2746	9.8931	8.9791	4.2876	63.1807		
	S	154.708	82.320	133.851	77.339	110.157	111.097	79.958	138.348	102.563		
16	T	3.0190	6.3442	6.4869	14.8667	12.0072	10.1212	8.9553	4.2863	66.0868		
	S	155.154	83.613	135.483	71.316	94.262	108.593	80.171	138.390	98.053		
17	T	3.0253	6.4664	6.4873	13.4248	10.2366	9.8712	9.0679	4.3045	62.8840		59.8942
	S	154.831	82.032	135.474	78.975	110.566	111.343	79.175	137.805	103.047		98.287
18	T			7.2378	15.2307	11.0313	10.4273			561.4871	502.4269	62.1273
	S			121.427	69.611	102.601	105.405			11.541	2.124	92.856
19	T	3.0939	6.4849	6.5726	13.4926	10.2719	10.0829	9.1042	4.3455	63.4485		
	S	151.398	81.798	133.716	78.578	110.186	109.005	78.860	136.505	102.130		

Event: Firestone Grand Prix of St. Petersburg  
 Track: St Petersburg Street Circuit  
 Report: Section Data Report  
 Session: Practice 3

Round 1  
 1.8 mile(s)

Verizon INDYCAR Series  
 March 29, 2014



Section Data for Car 77 - Pagenaud, Simon

Lap	T/SF to I1	I1 to I2	I2 to I3	I3 to I4	I4 to I5	I5 to I6	I6 to I7	I7 to SF	Lap	PI to PO	PO to SF	SF to PI
20	T	3.0673	6.3410	6.5464	13.4379	10.2033	9.8445	9.0215	4.3271	62.7890		
	S	152.711	83.655	134.251	78.898	110.927	111.645	79.583	137.085	103.203		
21	T	3.0305	6.3111	7.1591	15.6387	11.9849	10.3278	9.0273	4.3140	67.7934		
	S	154.565	84.051	122.762	67.795	94.437	106.421	79.531	137.502	95.585		
22	T	3.0239	6.3229	6.5445	13.3521	10.2591	9.8771	8.9947	4.2889	62.6632		
	S	154.902	83.894	134.290	79.405	110.323	111.277	79.820	138.306	103.410		
23	T	3.0537	6.4123	6.5933	15.2065	17.4180	15.7071	9.0320	4.3470			77.0434
	S	153.391	82.725	133.296	69.722	64.980	69.974	79.490	136.458			76.409

Event: Firestone Grand Prix of St. Petersburg  
Track: St Petersburg Street Circuit  
Report: Section Data Report  
Session: Practice 3

Round 1  
1.8 mile(s)

Verizon INDYCAR Series  
March 29, 2014



Section Data for Car 8 - Briscoe, Ryan

Lap	T/SF to I1	I1 to I2	I2 to I3	I3 to I4	I4 to I5	I5 to I6	I6 to I7	I7 to SF	Lap	PI to PO	PO to SF	SF to PI
1	T	3.2611	7.3702	7.4440	15.1293	10.7301	10.5162	11.1621	4.4066	70.0196		73.1337
	S	143.635	71.973	118.063	70.078	105.481	104.514	64.321	134.612	92.546		78.881
2	T	3.0567	6.5702	6.7038	13.7357	10.3952	10.0879	9.1905	4.2734	64.0134		
	S	153.240	80.736	131.099	77.188	108.879	108.951	78.119	138.808	101.229		
3	T	3.0825	6.7001	6.6676	13.5693	10.2881	10.0595	9.1033	4.2578	63.7282		
	S	151.958	79.171	131.811	78.134	110.012	109.259	78.868	139.317	101.682		
4	T	3.0202	6.4487	6.5637	13.4989	10.2705	10.0590	9.0065	4.2659	63.1334		
	S	155.092	82.258	133.898	78.542	110.201	109.264	79.715	139.052	102.640		
5	T	3.0416	6.5213	6.7556	14.8246	10.7387	10.6560	9.0487	4.2626	65.8491		63.3514
	S	154.001	81.342	130.094	71.518	105.396	103.143	79.343	139.160	98.407		92.923
6	T			7.4684	15.7959	11.1334	10.6711			439.4104	379.1363	62.9083
	S			117.678	67.120	101.660	102.997			14.747	2.815	91.703
7	T	3.0154	6.4456	6.6058	13.5018	10.3264	10.1475	9.1450	4.3028	63.4903		
	S	155.339	82.297	133.044	78.525	109.604	108.311	78.508	137.859	102.063		
8	T	2.9941	6.4181	6.5758	13.5166	10.2474	10.0833	9.0441	4.2721	63.1515		60.9111
	S	156.444	82.650	133.651	78.439	110.449	109.001	79.384	138.850	102.610		96.646
9	T			7.8830	15.8958	11.0347	10.7160			469.3447	408.4959	63.2502
	S			111.488	66.699	102.569	102.565			13.806	2.613	91.207
10	T	3.0353	6.4514	6.6488	13.6167	10.4692	10.6032	9.1513	4.3259	64.3018		
	S	154.321	82.223	132.184	77.862	108.109	103.657	78.454	137.123	100.775		
11	T	3.0234	6.3627	6.6396	13.5275	10.2569	10.0240	9.1255	4.3075	63.2671		
	S	154.928	83.369	132.367	78.376	110.347	109.646	78.676	137.709	102.423		
12	T	2.9969	6.4445	6.5757	13.5967	10.3370	10.0427	9.1172	4.2827	63.3934		60.6863
	S	156.298	82.311	133.653	77.977	109.492	109.442	78.747	138.507	102.219		97.004
13	T			8.3063	16.0242	10.9944	10.7635			343.4575	281.9052	64.7558
	S			105.807	66.164	102.945	102.113			18.867	3.786	89.086
14	T	3.0959	6.7409	6.8407	13.7853	10.2744	10.1340	9.5704	4.3259	64.7675		
	S	151.300	78.692	128.476	76.910	110.159	108.456	75.018	137.123	100.050		
15	T	2.9999	6.3298	6.5281	13.3239	10.1483	9.9752	8.9339	4.2756	62.5147		
	S	156.142	83.803	134.628	79.573	111.528	110.182	80.363	138.737	103.656		
16	T	2.9953	6.3735	6.5073	13.3056	10.1173	9.9909	8.8553	4.2784	62.4236		
	S	156.381	83.228	135.058	79.683	111.870	110.009	81.076	138.646	103.807		
17	T	2.9874	6.2879	6.4901	14.4528	11.5197	10.1972	8.9097	4.2580	65.1028		
	S	156.795	84.361	135.416	73.358	98.251	107.784	80.581	139.310	99.535		
18	T	3.0062	6.2879	6.5236	13.3515	10.2282	9.9491	9.0015	4.3009	62.6489		60.2293
	S	155.814	84.361	134.721	79.409	110.657	110.471	79.759	137.920	103.434		97.740

Event: Firestone Grand Prix of St. Petersburg  
 Track: St Petersburg Street Circuit  
 Report: Section Data Report  
 Session: Practice 3

Round 1  
 1.8 mile(s)

Verizon INDYCAR Series  
 March 29, 2014



Section Data for Car 83 - Kimball, Charlie

Lap	T/SF to I1	I1 to I2	I2 to I3	I3 to I4	I4 to I5	I5 to I6	I6 to I7	I7 to SF	Lap	PI to PO	PO to SF	SF to PI
1	T	3.2895	7.1613	7.1360	14.9062	10.6398	10.7007	10.0166	4.4067	68.2568	68.4430	
	S	142.395	74.072	123.159	71.127	106.376	102.712	71.676	134.609	94.936	84.287	
2	T	3.0722	6.7148	6.7473	14.8665	10.4972	10.3350	9.3614	4.3261	65.9205		
	S	152.467	78.998	130.254	71.317	107.821	106.346	76.693	137.117	98.300		
3	T	3.0582	6.6627	6.7243	14.0432	10.4745	10.3723	9.2640	4.3083	64.9075		
	S	153.165	79.616	130.700	75.498	108.055	105.964	77.499	137.683	99.834		
4	T	3.0247	6.5207	6.6065	14.1273	10.4215	10.7707	9.2654	4.3446	65.0814		
	S	154.861	81.349	133.030	75.048	108.604	102.045	77.488	136.533	99.568		
5	T	3.0417	6.6876	6.6095	14.0763	10.4352	10.4086	9.4080	4.3195	64.9864		61.8467
	S	153.996	79.319	132.970	75.320	108.462	105.594	76.313	137.327	99.713		95.184
6	T			7.7748	16.0670	11.0482	11.2687			637.1195	575.6355	64.5362
	S			113.040	65.988	102.444	97.535			10.171	1.854	89.390
7	T	3.0991	6.6255	6.7386	13.9409	10.4047	10.2488	9.2662	4.3738	64.6976		
	S	151.144	80.063	130.422	76.052	108.780	107.241	77.481	135.622	100.158		
8	T	3.0497	6.4341	6.6249	13.8320	10.4076	10.1783	9.1022	4.3189	63.9477		
	S	153.592	82.444	132.661	76.650	108.749	107.984	78.877	137.346	101.333		
9	T	3.0488	6.5093	6.6254	13.6884	10.3558	10.1543	9.0802	4.3358	63.7980		
	S	153.637	81.492	132.651	77.454	109.293	108.239	79.068	136.810	101.571		
10	T	3.0140	6.4497	6.5724	13.6745	12.5351	10.2556	9.2218	4.3160	66.0391		
	S	155.411	82.245	133.720	77.533	90.292	107.170	77.854	137.438	98.124		
11	T	3.0477	6.5007	6.7742	14.0181	10.5217	10.3740	9.2215	4.3487	64.8066		61.4786
	S	153.693	81.600	129.737	75.633	107.570	105.947	77.857	136.404	99.990		95.754
12	T			7.4235	14.8713	10.5620	10.4626			365.7723	308.0958	60.9009
	S			118.389	71.294	107.159	105.050			17.716	3.464	94.725
13	T	3.0423	6.6192	6.8204	13.6765	10.3956	10.2109	9.1421	4.3245	64.2315		
	S	153.965	80.139	128.858	77.522	108.875	107.639	78.533	137.168	100.885		
14	T	3.0289	6.4412	6.6041	13.7687	10.3206	10.1375	9.0705	4.3278	63.6993		
	S	154.647	82.353	133.078	77.003	109.666	108.418	79.153	137.063	101.728		
15	T	3.0016	6.3636	6.6549	13.8729	10.3534	10.1821	9.1978	4.3152	63.9415		60.6418
	S	156.053	83.358	132.063	76.424	109.319	107.943	78.057	137.463	101.343		97.075
16	T			6.8439	15.2933	12.1070	10.5027			318.9726	259.8768	62.3464
	S			128.416	69.326	93.485	104.648			20.315	4.107	92.529
17	T	3.0584	6.4795	6.6559	13.6659	10.3548	10.1498	9.1285	4.3354	63.8282		60.5242
	S	153.155	81.867	132.043	77.582	109.304	108.287	78.650	136.823	101.523		97.264
18	T			7.5195	15.1285	10.6638	10.5559			154.0702	95.6716	61.7882
	S			116.878	70.081	106.136	104.121			42.059	11.157	93.365
19	T	3.0831	6.5531	6.6961	13.8116	10.3450	10.1465	9.2396	4.3099	64.1849		
	S	151.928	80.947	131.250	76.764	109.407	108.322	77.704	137.632	100.958		



**Event:** Firestone Grand Prix of St. Petersburg  
**Track:** St Petersburg Street Circuit  
**Report:** Section Data Report  
**Session:** Practice 3

**Round 1**  
**1.8 mile(s)**

**Verizon INDYCAR Series**  
**March 29, 2014**



**Section Data for Car 83 - Kimball, Charlie**

Lap	T/SF to I1	I1 to I2	I2 to I3	I3 to I4	I4 to I5	I5 to I6	I6 to I7	I7 to SF	Lap	PI to PO	PO to SF	SF to PI	
20	T	3.0147	6.3604	6.4848	13.5718	10.2735	10.1064	9.0325	4.3051	63.1492			
	S	155.375	83.400	135.527	78.120	110.169	108.752	79.486	137.786	102.614			
21	T	3.0170	6.4404	6.5145	13.5778	10.2700	10.0845	9.1273	4.3071	63.3386			
	S	155.257	82.364	134.909	78.085	110.206	108.988	78.660	137.722	102.307			
22	T	3.0079	6.3782	6.5516	13.5613	10.2842	10.0574	9.0737	4.3070	63.2213			60.6099
	S	155.726	83.167	134.145	78.180	110.054	109.282	79.125	137.725	102.497			97.126

Event: Firestone Grand Prix of St. Petersburg  
Track: St Petersburg Street Circuit  
Report: Section Data Report  
Session: Practice 3

Round 1  
1.8 mile(s)

Verizon INDYCAR Series  
March 29, 2014



Section Data for Car 9 - Dixon, Scott

Lap	T/SF to I1	I1 to I2	I2 to I3	I3 to I4	I4 to I5	I5 to I6	I6 to I7	I7 to SF	Lap	PI to PO	PO to SF	SF to PI
1	T	3.1562	6.8416	6.9789	14.2157	10.5865	10.3679	9.5522	4.4033	66.1023		66.4440
	S	148.409	77.534	125.932	74.581	106.911	106.009	75.161	134.713	98.030		86.823
2	T	3.0421	6.5621	6.6774	13.8220	10.4550	10.1595	9.0799	4.3198	64.1178		
	S	153.976	80.836	131.618	76.706	108.256	108.184	79.071	137.317	101.064		
3	T	3.0136	6.5936	6.6207	13.7670	10.5091	10.9334	9.2852	4.2902	65.0128		
	S	155.432	80.450	132.745	77.012	107.699	100.526	77.322	138.264	99.673		
4	T	2.9972	6.4434	6.6495	13.6410	10.2869	10.1062	9.1579	4.2957	63.5778		
	S	156.282	82.325	132.170	77.724	110.025	108.754	78.397	138.087	101.922		
5	T	3.0012	6.4275	6.6557	13.6481	10.2586	10.1319	9.0809	4.3055	63.5094		60.7318
	S	156.074	82.529	132.047	77.683	110.329	108.478	79.062	137.773	102.032		96.931
6	T			7.0227	16.6481	10.7771	10.6554			360.6782	300.5642	63.1459
	S			125.146	63.685	105.021	103.149			17.966	3.551	91.358
7	T	3.0787	6.6744	6.7910	13.7872	10.4109	10.3728	9.2577	4.3830	64.7557		
	S	152.145	79.476	129.416	76.899	108.715	105.959	77.552	135.337	100.068		
8	T	3.0069	6.4761	6.6792	13.6557	10.3764	10.0696	9.0148	4.3262	63.6049		
	S	155.778	81.910	131.582	77.640	109.076	109.149	79.642	137.114	101.879		
9	T	3.0087	6.5222	6.5952	14.7526	10.7908	10.5980	9.1109	4.3182	65.6966		62.6048
	S	155.685	81.331	133.258	71.867	104.887	103.707	78.802	137.368	98.635		94.031
10	T			8.5312	16.1232	10.9717	10.7532			413.6290	352.4461	64.4448
	S			103.018	65.758	103.158	102.211			15.666	3.029	89.516
11	T	3.0590	6.6301	6.7671	13.7306	10.4042	10.1413	9.2541	4.3451	64.3315		
	S	153.125	80.007	129.873	77.216	108.785	108.378	77.582	136.517	100.728		
12	T	3.0032	6.3626	6.5700	13.4406	10.2115	9.9753	8.9267	4.3011	62.7910		
	S	155.970	83.371	133.769	78.882	110.838	110.181	80.428	137.914	103.200		
13	T	2.9930	6.3895	6.5484	13.4456	11.3069	10.7316	9.0116	4.2738	64.7004		
	S	156.502	83.020	134.210	78.853	100.100	102.416	79.670	138.795	100.154		
14	T	2.9862	6.3905	6.5821	13.5203	10.3958	16.3352	8.9136	4.2880	69.4117		67.2105
	S	156.858	83.007	133.523	78.417	108.873	67.284	80.546	138.335	93.356		87.588
15	T			6.8209	14.2891	10.7997	10.6644			139.9148	81.9454	60.3222
	S			128.849	74.198	104.801	103.062			46.314	13.026	95.634
16	T	2.9907	6.3891	6.5680	13.4929	10.2467	10.0661	9.0507	4.3025	63.1067		
	S	156.622	83.025	133.810	78.577	110.457	109.187	79.326	137.869	102.683		
17	T	2.9774	6.4557	6.5669	13.4664	10.1966	9.9337	9.0699	4.2989	62.9655		60.4375
	S	157.322	82.168	133.832	78.731	111.000	110.643	79.158	137.985	102.914		97.403

Event: Firestone Grand Prix of St. Petersburg  
 Track: St Petersburg Street Circuit  
 Report: Section Data Report  
 Session: Practice 3

Round 1  
 1.8 mile(s)

Verizon INDYCAR Series  
 March 29, 2014



Section Data for Car 98 - Hawkworth, Jack (R)






Lap	T/SF to I1	I1 to I2	I2 to I3	I3 to I4	I4 to I5	I5 to I6	I6 to I7	I7 to SF	Lap	PI to PO	PO to SF	SF to PI
1	T	3.4185	7.3407	7.1672	14.3378	10.5432	10.3447	10.0714	4.5066	67.7301		72.3921
	S	137.022	72.262	122.623	73.946	107.351	106.247	71.286	131.625	95.674		79.689
2	T	3.0305	6.4895	6.7266	14.1946	10.4224	10.5383	9.0711	4.3126	64.7856		62.1833
	S	154.565	81.740	130.655	74.692	108.595	104.295	79.147	137.546	100.022		94.669
3	T			9.5131	16.7325	11.3460	11.3103			296.1353	229.2461	
	S			92.385	63.363	99.755	97.176			21.882	4.656	
4	T			7.6134	15.1067	10.8188	10.6327			216.5044	156.8247	61.6729
	S			115.436	70.183	104.616	103.369			29.930	6.806	93.540
5	T	3.0484	6.5022	6.8005	13.8665	10.3747	10.2166	9.0470	4.3425	64.1984		
	S	153.657	81.581	129.235	76.460	109.094	107.579	79.358	136.599	100.937		
6	T	3.0502	6.5067	6.6700	13.6862	10.4062	10.1228	9.0608	4.3534	63.8563		
	S	153.567	81.524	131.764	77.467	108.764	108.576	79.237	136.257	101.478		
7	T	3.0081	6.4521	6.6434	13.8507	10.5243	10.2378	9.0943	4.3220	64.1327		61.0102
	S	155.716	82.214	132.291	76.547	107.543	107.356	78.946	137.247	101.040		96.489
8	T			7.3795	14.6717	10.7025	10.4005			393.5552	335.9522	60.7530
	S			119.095	72.263	105.753	105.677			16.465	3.177	94.956
9	T	3.0513	6.4194	6.7115	13.8635	10.4140	10.1601	9.0875	4.3563	64.0636		
	S	153.511	82.633	130.949	76.476	108.682	108.177	79.005	136.166	101.149		
10	T	3.0294	6.3874	6.6832	13.8570	10.4768	10.2808	9.2088	4.3321	64.2555		
	S	154.621	83.047	131.503	76.512	108.031	106.907	77.964	136.927	100.847		
11	T	3.0207	6.4900	6.7775	13.8104	10.4841	10.3033	9.2220	4.3342	64.4422		60.9087
	S	155.066	81.734	129.674	76.770	107.956	106.674	77.852	136.861	100.555		96.650
12	T			11.7436	16.8225	11.3195	10.9319			366.2525	300.2400	69.7664
	S			74.838	63.024	99.988	100.540			17.693	3.555	82.688
13	T	3.0617	6.5345	6.8883	13.8391	10.3864	10.1107	9.4023	4.3743	64.5973		
	S	152.990	81.178	127.588	76.611	108.971	108.706	76.359	135.606	100.314		
14	T	3.0155	6.3237	6.6403	13.5801	10.3997	10.0026	9.0621	4.3163	63.3403		
	S	155.334	83.884	132.353	78.072	108.832	109.881	79.226	137.428	102.305		
15	T	3.0151	6.2828	6.6003	13.6626	10.2959	10.0049	8.9833	4.3307	63.1756		
	S	155.354	84.430	133.155	77.601	109.929	109.855	79.921	136.971	102.571		
16	T	3.0004	6.3263	6.6034	13.4799	10.3831	10.0382	9.0998	4.3015	63.2326		60.3051
	S	156.116	83.849	133.093	78.652	109.006	109.491	78.898	137.901	102.479		97.617
17	T			7.2902	14.5799	10.6576	10.3060			281.9189	224.1418	60.6109
	S			120.554	72.718	106.198	106.646			22.985	4.762	95.179
18	T	3.0165	6.3121	6.6787	13.4714	10.3530	10.0068	8.9801	4.3275	63.1461		
	S	155.282	84.038	131.592	78.702	109.323	109.834	79.950	137.073	102.619		
19	T	3.0024	6.3539	6.5806	13.4347	10.2488	9.9362	8.9359	4.3026	62.7951		60.0172
	S	156.012	83.485	133.554	78.917	110.434	110.615	80.345	137.866	103.193		98.086

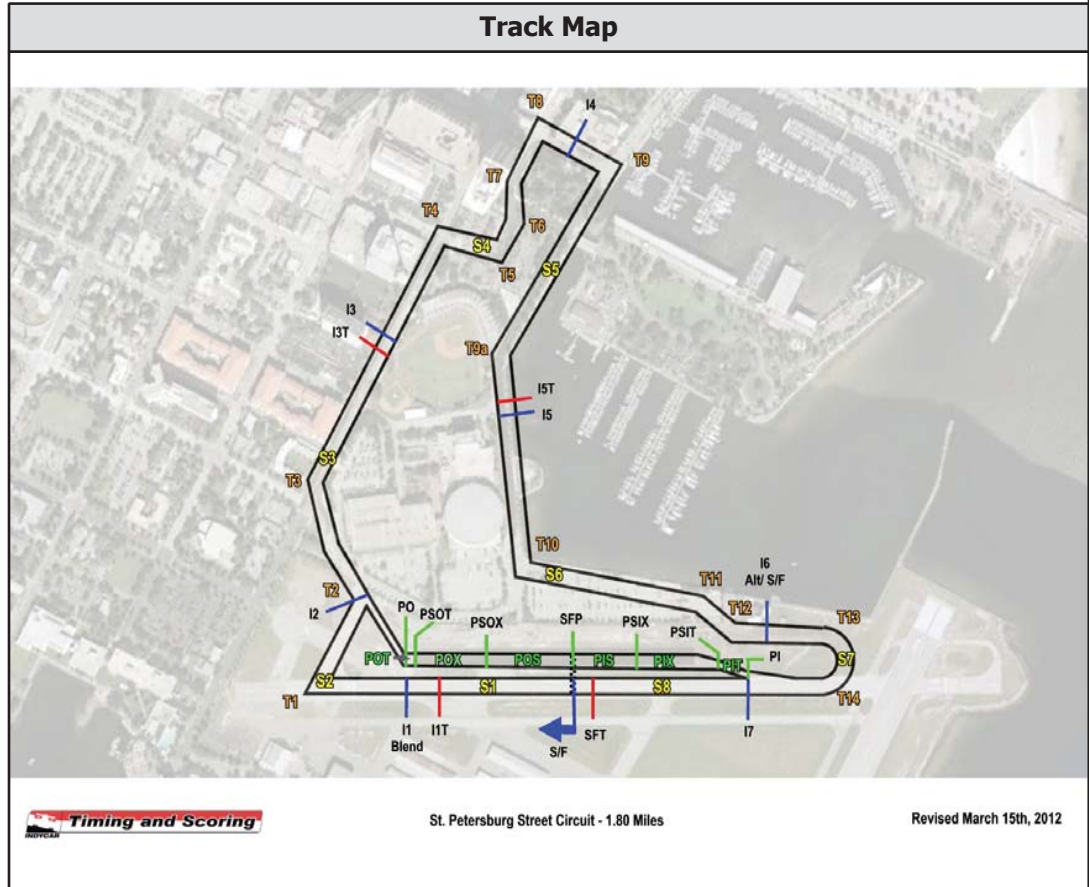
**Event:**  
**Track:**  
**Report:** Section Data Report  
**Session:**

**Section Data for Car**

**Report Support Information**

Section Legend	
Name	Length
SF to I1	0.130114 miles
I1 to I2	0.147348 miles
I2 to I3	0.244129 miles
I3 to I4	0.294508 miles
I4 to I5	0.314394 miles

Color Legend	
	Fastest Lap
	Section Under Caution
	Section Under Green
	Section Time Data
	Section Speed Data



<b>Event:</b>	
<b>Track:</b>	
<b>Report:</b>	<b>Section Data Report</b>
<b>Session:</b>	

**Section Data for Car**

I5 to I6	0.305303 miles
I6 to I7	0.199432 miles
I7 to SF	0.164773 miles
Lap	1.800000 miles
PI to PO	0.296496 miles
PO to SF	1.602462 miles

SF to PI	1.635227 miles
I6 to PI	0.199432 miles
PO to I2	0.079924 miles
PO to PI	1.437689 miles