

Event: Firestone Grand Prix of St. Petersburg
Track: St Petersburg Street Circuit
Report: Section Data Report
Session: Practice 1

Round 1
1.8 mile(s)

Verizon INDYCAR Series
March 28, 2014



Section Data for Car 10 - Kanaan, Tony

Lap	T/SF to I1	I1 to I2	I2 to I3	I3 to I4	I4 to I5	I5 to I6	I6 to I7	I7 to SF	Lap	PI to PO	PO to SF	SF to PI
1	T		8.4278	19.5228	11.1736	10.9214			1223.5718	1153.0115	68.4409	
	S		104.282	54.307	101.294	100.636			5.296	0.926	84.290	
2	T	3.1354	6.9427	7.2400	14.5927	10.6391	10.3350	9.6785	4.3819	66.9453		
	S	149.394	76.405	121.390	72.655	106.383	106.346	74.180	135.371	96.795		
3	T	3.1102	6.7776	6.8753	14.0392	10.4128	10.2487	9.1175	4.3022	64.8835		
	S	150.604	78.266	127.829	75.519	108.695	107.242	78.745	137.879	99.871		
4	T	3.0241	6.8058	6.7453	13.8220	10.4268	10.1480	8.9643	4.2646	64.2009		
	S	154.892	77.942	130.293	76.706	108.549	108.306	80.090	139.094	100.933		
5	T	3.0155	6.5555	6.7213	13.6522	10.5112	10.3554	9.0082	4.2861	64.1054		
	S	155.334	80.917	130.758	77.660	107.677	106.137	79.700	138.397	101.084		
6	T	3.0135	6.5490	6.6837	13.7142	10.3233	10.2022	8.9658	4.3119	63.7636		
	S	155.437	80.998	131.494	77.309	109.637	107.731	80.077	137.569	101.625		
7	T	3.0177	6.6680	6.6150	13.6992	10.3458	10.0903	8.8653	4.2691	63.5704		60.4956
	S	155.221	79.552	132.859	77.393	109.399	108.925	80.985	138.948	101.934		97.310
8	T			7.2408	15.0246	10.7051	10.4203			580.3149	522.7058	61.0065
	S			121.377	70.566	105.727	105.476			11.166	2.042	94.561
9	T	3.1197	6.6636	6.7782	13.7640	10.3651	10.0538	9.1320	4.3250	64.2014		
	S	150.146	79.605	129.660	77.029	109.195	109.321	78.620	137.152	100.932		
10	T	3.0499	6.5384	6.6222	13.6927	10.2883	10.1747	8.9531	4.3049	63.6242		
	S	153.582	81.129	132.715	77.430	110.010	108.022	80.191	137.792	101.848		
11	T	3.0360	6.5923	6.5880	13.7064	10.3371	10.0844	8.8604	4.2949	63.4995		
	S	154.285	80.466	133.404	77.353	109.491	108.989	81.030	138.113	102.048		
12	T	3.4254	7.3511	6.9817	13.8271	10.4501	10.0089	9.6148	4.9196	66.5787		
	S	136.746	72.160	125.881	76.677	108.307	109.811	74.672	120.575	97.328		
13	T	3.0180	6.6600	6.5713	13.5130	10.2891	10.0099	8.9697	4.2948	63.3258		
	S	155.205	79.648	133.743	78.460	110.002	109.800	80.042	138.116	102.328		
14	T	3.0239	6.7820	6.5994	13.5983	10.5067	10.0178	8.9517	4.3058	63.7856		61.6487
	S	154.902	78.215	133.173	77.968	107.723	109.714	80.203	137.763	101.590		95.490

Event: Firestone Grand Prix of St. Petersburg
Track: St Petersburg Street Circuit
Report: Section Data Report
Session: Practice 1

Round 1
1.8 mile(s)

Verizon INDYCAR Series
March 28, 2014



Section Data for Car 11 - Bourdais, Sebastien

Lap	T/SF to I1	I1 to I2	I2 to I3	I3 to I4	I4 to I5	I5 to I6	I6 to I7	I7 to SF	Lap	PI to PO	PO to SF	SF to PI	
1	T	3.2706	7.4502	7.6645	15.6500	11.1593	11.6772	11.0715	4.5634	72.5067		81.3719	68.4716
	S	143.218	71.200	114.667	67.746	101.424	94.123	64.847	129.987	89.371		70.895	85.975
2	T			7.5667	16.5224	13.4445	12.5910			792.9541	727.1220	68.6543	
	S			116.149	64.169	84.184	87.292			8.172	1.468	84.028	
3	T	3.1639	7.1457	7.3036	14.4886	10.6225	10.3818	10.0565	4.3655	67.5281			
	S	148.048	74.234	120.333	73.177	106.549	105.867	71.392	135.879	95.960			
4	T	3.0266	6.5767	6.8590	18.9532	11.1593	10.3024	9.0790	4.3022	70.2584			
	S	154.764	80.657	128.133	55.939	101.424	106.683	79.079	137.879	92.231			
5	T	3.0419	6.5505	6.7132	13.7134	10.3732	10.0861	9.0938	4.3160	63.8881			
	S	153.986	80.979	130.916	77.313	109.110	108.971	78.950	137.438	101.427			
6	T	2.9992	6.5264	6.6481	13.4123	10.6573	10.2096	8.9004	4.2660	63.6193			
	S	156.178	81.278	132.198	79.049	106.201	107.653	80.665	139.049	101.856			
7	T	2.9921	6.6796	7.0740	18.0600	10.8465	10.2148	8.8824	4.2630	69.0124			
	S	156.549	79.414	124.239	58.706	104.349	107.598	80.829	139.147	93.896			
8	T	2.9872	6.4552	6.6161	13.5673	10.3921	10.0166	8.8857	4.2746	63.1948			60.7560
	S	156.805	82.175	132.837	78.146	108.911	109.727	80.799	138.769	102.540			96.893
9	T			7.2625	15.7351	10.9321	10.7421			418.9067	359.5079	62.1909	
	S			121.014	67.380	103.532	102.316			15.469	2.969	92.761	
10	T	3.0323	6.5364	6.8627	13.9882	10.5831	10.2753	9.1981	4.3155	64.7916			
	S	154.473	81.154	128.064	75.794	106.946	106.964	78.055	137.454	100.013			
11	T	2.9998	6.5362	6.6669	13.6622	10.4407	10.2165	9.0448	4.2747	63.8418			
	S	156.147	81.156	131.825	77.603	108.404	107.580	79.378	138.766	101.501			
12	T	3.0031	7.1099	6.8466	14.0310	10.6304	10.6882	9.0338	4.2733	65.6163			
	S	155.975	74.608	128.365	75.563	106.470	102.832	79.474	138.811	98.756			
13	T	2.9758	6.5139	6.7131	117.3340			9.0338	4.2731	170.6575			168.7180
	S	157.406	81.434	130.918	9.036			79.474	138.818	37.971			34.891
14	T			8.5866	16.2546	10.9799	11.0445					65.4272	
	S			102.353	65.226	103.081	99.515					88.172	
15	T	3.0339	6.5979	6.7912	13.8711	11.1559	10.9174	9.1680	4.3146	65.8500			
	S	154.392	80.397	129.412	76.434	101.455	100.673	78.311	137.482	98.405			
16	T	3.0031	6.4570	6.6973	13.6316	10.4299	9.9698	8.8974	4.3011	63.3872			
	S	155.975	82.152	131.227	77.777	108.517	110.242	80.693	137.914	102.229			
17	T	2.9718	6.5869	6.8076	15.1943	10.5559	10.2561	8.8151	4.2610	65.4487			
	S	157.618	80.532	129.100	69.778	107.221	107.165	81.446	139.212	99.009			
18	T	3.0113	6.3808	6.6794	13.4908	10.3829	10.5502	8.8409	4.2922	63.6285			62.5694
	S	155.550	83.133	131.578	78.589	109.008	104.177	81.208	138.200	101.841			94.085

Event: Firestone Grand Prix of St. Petersburg
 Track: St Petersburg Street Circuit
 Report: Section Data Report
 Session: Practice 1

Round 1
 1.8 mile(s)

Verizon INDYCAR Series
 March 28, 2014



Section Data for Car 12 - Power, Will

Lap	T/SF to I1	I1 to I2	I2 to I3	I3 to I4	I4 to I5	I5 to I6	I6 to I7	I7 to SF	Lap	PI to PO	PO to SF	SF to PI
1	T			8.1689	17.4678	11.6434	11.2277		650.7864	585.8117	67.3205	
	S			107.587	60.696	97.207	97.891		9.957	1.822	85.693	
2	T	3.0650	6.7747	7.2936	14.8092	10.8650	10.6518	9.7824	4.3486	67.5903		
	S	152.825	78.299	120.498	71.592	104.171	103.184	73.392	136.408	95.872		
3	T	3.0829	6.7363	7.0356	14.1120	10.5897	10.5177	9.3709	4.3390	65.7841		
	S	151.938	78.746	124.917	75.129	106.879	104.499	76.615	136.709	98.504		
4	T	2.9974	6.7068	6.8071	13.9304	10.5195	10.4637	9.2295	4.2884	64.9428		
	S	156.272	79.092	129.110	76.109	107.592	105.038	77.789	138.322	99.780		
5	T	3.0589	6.7612	6.7818	13.8159	10.4604	10.1408	9.7317	4.2482	64.9989		
	S	153.130	78.456	129.592	76.740	108.200	108.383	73.775	139.631	99.694		
6	T	2.9890	6.6109	6.9120	13.6799	10.4050	10.1080	8.9068	4.2689	63.8805		
	S	156.711	80.239	127.150	77.503	108.776	108.735	80.607	138.954	101.439		
7	T	2.9874	6.4741	6.7104	13.6007	10.4085	10.0680	8.9369	4.2653	63.4513		60.3829
	S	156.795	81.935	130.970	77.954	108.740	109.167	80.336	139.072	102.126		97.491
8	T			7.6491	15.0715	11.0696	10.8464			467.4895	408.4817	62.3896
	S			114.898	70.346	102.246	101.332			13.861	2.613	92.465
9	T	3.0426	6.6619	6.8502	13.7579	10.4422	10.1477	9.1948	4.3208	64.4181		
	S	153.950	79.625	128.298	77.063	108.389	108.309	78.083	137.285	100.593		
10	T	3.0177	6.5958	6.6563	13.6084	10.4658	10.1272	8.9417	4.2802	63.6931		
	S	155.221	80.423	132.035	77.910	108.144	108.529	80.293	138.587	101.738		
11	T	2.9998	6.5240	6.6099	13.4576	10.4217	10.0993	9.0121	4.2745	63.3989		
	S	156.147	81.308	132.962	78.783	108.602	108.828	79.666	138.772	102.210		
12	T	2.9804	6.5732	6.8157	13.8148	10.6188	10.6679	8.9068	4.2669	64.6445		
	S	157.163	80.700	128.947	76.746	106.586	103.028	80.607	139.019	100.241		
13	T	3.0068	6.6950	6.7101	13.6365	10.4254	10.0468	8.9467	4.2669	63.7342		60.2757
	S	155.783	79.231	130.976	77.749	108.564	109.397	80.248	139.019	101.672		97.665
14	T			7.4504	15.9060	11.1069	10.9290			401.4139	342.0026	63.0419
	S			117.962	66.656	101.902	100.566			16.143	3.121	91.508
15	T	3.0150	6.5834	6.7690	13.5928	10.4755	10.1941	9.1017	4.2840	64.0155		
	S	155.360	80.575	129.837	77.999	108.044	107.816	78.881	138.464	101.225		
16	T	3.0141	6.6153	6.6331	13.4718	10.3376	9.9451	8.9199	4.2563	63.1932		
	S	155.406	80.186	132.497	78.700	109.486	110.516	80.489	139.366	102.543		
17	T	2.9745	6.5158	6.7405	13.7577	10.6121	11.5267	8.9222	4.2585	65.3080		
	S	157.475	81.411	130.386	77.064	106.654	95.352	80.468	139.294	99.222		
18	T	2.9892	6.6613	6.7069	13.7502	12.8869	10.6400	8.9597	4.2515	66.8457		
	S	156.700	79.632	131.039	77.106	87.827	103.298	80.132	139.523	96.940		
19	T	2.9937	6.5886	6.6279	13.7131	10.5272	10.4121	9.1196	4.3077	64.2899		
	S	156.465	80.511	132.601	77.315	107.514	105.559	78.727	137.703	100.793		

Event: Firestone Grand Prix of St. Petersburg
Track: St Petersburg Street Circuit
Report: Section Data Report
Session: Practice 1

Round 1
1.8 mile(s)

Verizon INDYCAR Series
March 28, 2014



Section Data for Car 12 - Power, Will

Lap	T/SF to I1	I1 to I2	I2 to I3	I3 to I4	I4 to I5	I5 to I6	I6 to I7	I7 to SF	Lap	PI to PO	PO to SF	SF to PI
20	T	2.9797	6.5978	6.6051	13.5110	10.4620	10.0658	9.0335	4.2622	63.5171		59.7739
	S	157.200	80.399	133.058	78.471	108.184	109.191	79.477	139.173	102.020		98.485

Event: Firestone Grand Prix of St. Petersburg
 Track: St Petersburg Street Circuit
 Report: Section Data Report
 Session: Practice 1

Round 1
 1.8 mile(s)

Verizon INDYCAR Series
 March 28, 2014



Section Data for Car 14 - Sato, Takuma

Lap	T/SF to I1	I1 to I2	I2 to I3	I3 to I4	I4 to I5	I5 to I6	I6 to I7	I7 to SF	Lap	PI to PO	PO to SF	SF to PI
1	T			8.5619	17.5145	11.7670	11.1909		741.8756	671.1121	67.6768	
	S			102.648	60.534	96.186	98.213		8.735	1.590	85.241	
2	T	3.1833	7.0229	7.2382	15.1998	10.6788	10.5107	9.6972	4.3934	67.9243		
	S	147.146	75.532	121.420	69.753	105.987	104.569	74.037	135.017	95.400		
3	T	3.0136	6.6695	6.8499	14.1931	10.5467	10.2705	9.0629	4.3166	64.9228		
	S	155.432	79.534	128.303	74.700	107.315	107.014	79.219	137.419	99.811		
4	T	3.0253	6.6627	6.8428	13.9375	10.9001	12.5953	8.8948	4.2875	67.1460		
	S	154.831	79.616	128.436	76.070	103.836	87.262	80.716	138.351	96.506		
5	T	3.0342	6.6061	6.8517	14.5593	13.2663	11.2798	8.8882	4.2790	68.7646		
	S	154.376	80.298	128.269	72.821	85.315	97.439	80.776	138.626	94.235		
6	T	2.9925	6.5929	6.8004	13.6672	10.4273	10.0757	8.8531	4.2626	63.6717		
	S	156.528	80.458	129.237	77.575	108.544	109.083	81.096	139.160	101.772		
7	T	2.9845	6.5254	6.7442	13.5897	10.2523	10.0074	8.9535	4.2784	63.3354		
	S	156.947	81.291	130.314	78.017	110.397	109.828	80.187	138.646	102.312		
8	T	2.9808	6.6343	7.0264	14.4556	10.6682	10.3910	8.8116	4.2288	65.1967		63.4353
	S	157.142	79.956	125.080	73.344	106.093	105.773	81.478	140.272	99.392		92.800
9	T			7.3076	15.4126	11.0874	10.8148			502.1062	441.8960	62.5138
	S			120.267	68.790	102.081	101.628			12.906	2.415	92.281
10	T	3.0987	6.7459	6.9944	13.8811	10.5266	10.1856	9.2783	4.3043	65.0149		
	S	151.163	78.634	125.652	76.379	107.520	107.906	77.380	137.811	99.669		
11	T	2.9945	6.5418	6.6901	13.5892	10.3603	10.0496	8.9332	4.2638	63.4225		
	S	156.423	81.087	131.368	78.020	109.246	109.367	80.369	139.120	102.172		
12	T	2.9879	6.5480	6.6633	13.4903	10.3340	9.9709	8.8237	4.2422	63.0603		
	S	156.769	81.010	131.896	78.592	109.524	110.230	81.367	139.829	102.759		
13	T	2.9690	6.4470	6.7030	14.9268	10.9181		8.7978	4.2272	65.7594		63.8810
	S	157.767	82.279	131.115	71.028	103.664		81.606	140.325	98.541		92.153
14	T			7.7399	15.9768	12.2341	11.1495					65.8154
	S			113.550	66.360	92.513	98.578					87.652
15	T	3.1005	6.8089	6.9895	14.2144	10.4723	10.2606	9.3944	4.3032	65.5438		
	S	151.075	77.906	125.741	74.588	108.077	107.118	76.424	137.847	98.865		
16	T	2.9671	6.5628	6.6835	14.9107	10.9310	11.4960	8.9133	4.2482	66.7126		
	S	157.868	80.827	131.498	71.105	103.542	95.606	80.549	139.631	97.133		
17	T	3.3059	7.4942	7.7958	14.6108	10.5831	10.2669	10.3102	4.9171	69.2840		
	S	141.689	70.782	112.736	72.565	106.946	107.052	69.635	120.637	93.528		
18	T	2.9775	6.6111	6.6921	13.7930	10.5230	10.2394	9.0512	4.2656	64.1529		62.2543
	S	157.316	80.237	131.329	76.867	107.557	107.339	79.321	139.062	101.009		94.561

Event: Firestone Grand Prix of St. Petersburg
Track: St Petersburg Street Circuit
Report: Section Data Report
Session: Practice 1

Round 1
1.8 mile(s)

Verizon INDYCAR Series
March 28, 2014



Section Data for Car 15 - Rahal, Graham

Lap	T/SF to I1	I1 to I2	I2 to I3	I3 to I4	I4 to I5	I5 to I6	I6 to I7	I7 to SF	Lap	PI to PO	PO to SF	SF to PI
1	T		8.2166	16.3860	11.5015	11.4149			384.8273	320.1024	66.2809	
	S		106.962	64.703	98.406	96.286			16.839	3.335	87.037	
2	T	3.2208	7.2013	7.1689	14.5917	10.6826	10.5589	9.8358	4.3563	67.6163		
	S	145.433	73.661	122.594	72.660	105.950	104.091	72.994	136.166	95.835		
3	T	3.1118	6.8049	6.8185	14.0615	10.5369	10.2335	9.2597	4.2942	65.1210		
	S	150.527	77.952	128.894	75.399	107.415	107.401	77.535	138.136	99.507		
4	T	3.0760	6.6556	6.6784	13.7935	10.4230	10.1179	8.9051	4.2573	63.9068		
	S	152.279	79.700	131.598	76.864	108.589	108.628	80.623	139.333	101.398		
5	T	3.0461	6.6005	6.6768	13.6489	10.4217	10.1627	8.8186	4.2647	63.6400		
	S	153.773	80.366	131.629	77.679	108.602	108.149	81.414	139.091	101.823		
6	T	3.0284	6.5631	6.6117	13.7202	10.4109	10.1158	8.9022	4.2609	63.6132		
	S	154.672	80.824	132.926	77.275	108.715	108.651	80.649	139.215	101.866		
7	T	3.0092	6.9125	7.2772	15.1939	10.7679	11.0045	8.9165	4.2641	67.3458		65.0988
	S	155.659	76.738	120.769	69.780	105.110	99.876	80.520	139.111	96.220		90.429
8	T			7.1773	16.6914	10.8253	10.4680			672.4431	612.3540	62.4928
	S			122.450	63.519	104.553	104.995			9.637	1.743	92.312
9	T	3.0344	6.6878	6.7454	13.8635	10.4597	10.1580	9.0640	4.2733	64.2861		
	S	154.366	79.317	130.291	76.476	108.208	108.200	79.209	138.811	100.799		
10	T	3.0101	6.6168	6.7426	13.7529	10.4021	10.1036	8.9289	4.2576	63.8146		
	S	155.612	80.168	130.345	77.091	108.807	108.782	80.408	139.323	101.544		
11	T	3.0015	6.6166	6.6128	13.6155	10.3098	10.0654	8.8591	4.2447	63.3254		
	S	156.058	80.170	132.903	77.869	109.781	109.195	81.041	139.746	102.329		
12	T	2.9805	6.5143	6.6270	13.6563	10.3117	10.1516	8.9107	4.2493	63.4014		
	S	157.158	81.429	132.619	77.636	109.761	108.268	80.572	139.595	102.206		
13	T	2.9543	6.9277	7.3230	14.5917	10.5618	10.4537	8.9145	4.2614	65.9881		63.0948
	S	158.552	76.570	120.014	72.660	107.161	105.139	80.538	139.199	98.200		93.301
14	T			7.1854	14.9162	10.6621	10.5211			411.0371	353.5515	60.9024
	S			122.312	71.079	106.153	104.465			15.765	3.019	94.723
15	T	3.0655	6.6185	6.7641	13.7158	10.4227	10.0707	9.4146	4.2848	64.3567		
	S	152.800	80.147	129.931	77.300	108.592	109.137	76.260	138.439	100.689		
16	T	3.0293	6.6204	6.6659	13.8386	10.4114	10.1090	8.9515	4.2867	63.9128		
	S	154.626	80.124	131.845	76.614	108.710	108.724	80.205	138.377	101.388		
17	T	3.0053	6.5664	6.7050	14.0071	10.5565	10.4154	8.9819	4.2696	64.5072		61.2898
	S	155.861	80.783	131.076	75.692	107.215	105.526	79.933	138.931	100.454		96.049
18	T			6.8504	15.4211	10.9190	10.7316			151.0552	92.9918	61.4780
	S			128.294	68.752	103.656	102.416			42.898	11.478	93.836
19	T	3.0058	6.6839	6.7199	13.6719	10.4463	10.2347	9.1780	4.2707	64.2112		
	S	155.835	79.363	130.785	77.548	108.346	107.389	78.226	138.896	100.917		

Event: Firestone Grand Prix of St. Petersburg
Track: St Petersburg Street Circuit
Report: Section Data Report
Session: Practice 1

Round 1
1.8 mile(s)

Verizon INDYCAR Series
March 28, 2014



Section Data for Car 15 - Rahal, Graham

Lap	T/SF to I1	I1 to I2	I2 to I3	I3 to I4	I4 to I5	I5 to I6	I6 to I7	I7 to SF	Lap	PI to PO	PO to SF	SF to PI
20	T	2.9903	6.4908	6.5965	13.7785	10.3875	10.0865	8.9715	4.2729	63.5745		60.9945
	S	156.643	81.724	133.232	76.948	108.960	108.967	80.026	138.824	101.928		96.514

Event: Firestone Grand Prix of St. Petersburg
 Track: St Petersburg Street Circuit
 Report: Section Data Report
 Session: Practice 1

Round 1
 1.8 mile(s)

Verizon INDYCAR Series
 March 28, 2014



Section Data for Car 17 - Saavedra, Sebastian

Lap	T/SF to I1	I1 to I2	I2 to I3	I3 to I4	I4 to I5	I5 to I6	I6 to I7	I7 to SF	Lap	PI to PO	PO to SF	SF to PI
1	T		7.9782	16.4953	11.5633	11.7749			612.2935	547.2246	66.9059	
	S		110.158	64.275	97.880	93.342			10.583	1.951	86.224	
2	T	3.3609	7.4619	8.8506	15.2559	10.9899	10.9344	10.0535	4.4601	71.3672		
	S	139.370	71.088	99.300	69.496	102.987	100.517	71.413	132.997	90.798		
3	T	3.0693	6.8264	7.0553	14.4522	10.5986	10.4992	9.3328	4.3012	66.1350		
	S	152.611	77.706	124.568	73.361	106.789	104.683	76.928	137.911	97.981		
4	T	3.0465	6.6741	6.8114	13.9124	10.4409	10.4008	9.2469	4.2764	64.8094		
	S	153.753	79.480	129.028	76.207	108.402	105.674	77.643	138.711	99.985		
5	T	3.0475	6.7659	6.7475	14.1371	10.5375	10.7886	9.0435	4.2670	65.3346		
	S	153.703	78.401	130.250	74.996	107.409	101.875	79.389	139.016	99.182		
6	T	3.0282	6.7447	6.9465	13.9471	10.5675	10.5622	9.1062	4.3000	65.2024		
	S	154.682	78.648	126.519	76.018	107.104	104.059	78.842	137.949	99.383		
7	T	3.1838	6.8984	7.3988	14.9904	10.9056	11.1250	9.4192	4.3045	68.2257		65.3324
	S	147.123	76.895	118.785	70.727	103.783	98.795	76.222	137.805	94.979		90.106
8	T			8.1674	15.6671	11.3271	11.0585			587.1486	525.6220	64.4141
	S			107.606	67.672	99.921	99.389			11.036	2.031	89.559
9	T	3.0843	6.7445	6.9932	13.9984	10.6435	19.3443	9.3784	4.3395	74.5261		
	S	151.869	78.650	125.674	75.739	106.339	56.817	76.554	136.694	86.949		
10	T	3.0958	6.7884	7.0338	14.2451	10.5426	10.4811	9.5922	4.3101	66.0891		
	S	151.305	78.141	124.949	74.428	107.357	104.864	74.848	137.626	98.049		
11	T	3.0337	6.7835	6.8733	13.9473	10.5328	10.4251	9.0955	4.2845	64.9757		
	S	154.402	78.198	127.866	76.017	107.457	105.427	78.935	138.448	99.730		
12	T	3.0263	6.6768	6.8221	13.9605	10.5347	10.5102	9.0659	4.2898	64.8863		
	S	154.779	79.447	128.826	75.945	107.437	104.574	79.193	138.277	99.867		
13	T	3.0214	6.7030	6.7589	13.9625	10.4756	10.3557	9.1068	4.2942	64.6781		61.9113
	S	155.030	79.137	130.031	75.934	108.043	106.134	78.837	138.136	100.188		95.085
14	T			8.8426	15.9555	11.1405	11.0423			423.3092	360.4230	66.0738
	S			99.390	66.449	101.595	99.535			15.308	2.961	87.309
15	T	3.0827	6.7391	6.9668	14.0342	10.5938	10.3745	9.4793	4.3425	65.6129		
	S	151.948	78.713	126.150	75.546	106.838	105.942	75.739	136.599	98.761		
16	T	3.0273	6.8318	6.8275	14.0009	10.6298	10.3621	9.2512	4.2947	65.2253		
	S	154.728	77.645	128.724	75.726	106.476	106.068	77.607	138.120	99.348		
17	T	2.9886	6.7031	6.7677	13.7409	10.5265	10.5444	9.4081	4.3023	64.9816		61.8271
	S	156.732	79.136	129.861	77.159	107.521	104.235	76.312	137.876	99.721		95.214

Event: Firestone Grand Prix of St. Petersburg
 Track: St Petersburg Street Circuit
 Report: Section Data Report
 Session: Practice 1

Round 1
 1.8 mile(s)

Verizon INDYCAR Series
 March 28, 2014



Section Data for Car 18 - Huertas, Carlos (R)

Lap	T/SF to I1	I1 to I2	I2 to I3	I3 to I4	I4 to I5	I5 to I6	I6 to I7	I7 to SF	Lap	PI to PO	PO to SF	SF to PI	
1	T			10.8322	19.3784	12.4570	13.4739			472.5450	395.4359	77.8210	
	S			81.134	54.712	90.858	81.572			13.713	2.699	74.130	
2	T	3.5052	8.2963	8.0085	16.8189	11.4047	11.5191	11.1378	4.5056	75.1961			
	S	133.633	63.939	109.741	63.038	99.241	95.415	64.461	131.654	86.175			
3	T	3.3951	7.7990	7.4505	15.9956	10.9696	11.2289	10.1114	4.3768	71.3269			
	S	137.966	68.016	117.960	66.282	103.178	97.881	71.004	135.529	90.849			
4	T	3.4556	7.6453	7.1198	15.2357	10.7556	11.0249	9.9661	4.3500	69.5530			
	S	135.551	69.383	123.439	69.588	105.231	99.692	72.040	136.364	93.166			
5	T	3.1903	7.1899	7.0952	14.9397	10.6807	10.7606	9.5589	4.3553	67.7706			
	S	146.823	73.778	123.867	70.967	105.969	102.140	75.108	136.198	95.617			
6	T	3.2335	7.4699	6.9750	14.8175	10.8729	11.1805	9.4457	4.3470	68.3420			66.4527
	S	144.861	71.012	126.002	71.552	104.095	98.304	76.009	136.458	94.817			88.587

Event: Firestone Grand Prix of St. Petersburg
 Track: St Petersburg Street Circuit
 Report: Section Data Report
 Session: Practice 1

Round 1
 1.8 mile(s)

Verizon INDYCAR Series
 March 28, 2014



Section Data for Car 19 - Wilson, Justin

Lap	T/SF to I1	I1 to I2	I2 to I3	I3 to I4	I4 to I5	I5 to I6	I6 to I7	I7 to SF	Lap	PI to PO	PO to SF	SF to PI
1	T			8.3441	17.5216	11.3772	11.3409			705.7959	638.8978	68.4261
	S			105.328	60.510	99.481	96.914			9.181	1.671	84.308
2	T	3.2136	7.0369	7.1183	14.6944	10.5264	10.5543	9.7457	4.3571	67.2467		
	S	145.758	75.382	123.465	72.152	107.522	104.137	73.669	136.141	96.362		
3	T	3.0516	6.6631	6.8838	14.2313	10.5111	10.4477	9.3055	4.3217	65.4158		
	S	153.496	79.611	127.671	74.500	107.678	105.199	77.154	137.257	99.059		
4	T	3.0115	6.5890	6.7128	13.8031	10.4081	10.2113	8.9936	4.3107	64.0401		
	S	155.540	80.506	130.924	76.811	108.744	107.635	79.829	137.607	101.187		
5	T	3.0200	6.8691	7.1556	14.3786	10.6152	10.4144	8.9721	4.3536	65.7786		
	S	155.102	77.223	122.822	73.736	106.622	105.536	80.021	136.251	98.512		
6	T	3.0192	6.5588	6.8018	13.6329	10.3509	10.2247	8.8606	4.3041	63.7530		
	S	155.143	80.877	129.210	77.770	109.345	107.494	81.028	137.818	101.642		
7	T	3.0034	6.5607	7.0247	13.9916	10.6020	10.6390	8.9750	4.3113	65.1077		62.0111
	S	155.960	80.853	125.110	75.776	106.755	103.308	79.995	137.588	99.527		94.932
8	T			8.3156	15.3002	13.9657	11.8065			650.1045	584.8449	68.5600
	S			105.689	69.295	81.043	93.092			9.968	1.825	84.143
9	T	3.0155	6.7095	6.7698	13.9150	10.4891	10.2370	9.1633	4.3268	64.6260		
	S	155.334	79.060	129.821	76.193	107.904	107.365	78.351	137.095	100.269		
10	T	2.9955	6.4730	6.6251	13.5063	10.3844	10.1356	8.9147	4.2971	63.3317		
	S	156.371	81.949	132.657	78.499	108.992	108.439	80.536	138.042	102.318		
11	T	2.9908	6.6932	6.7197	13.5742	11.2740	10.8941	9.0214	4.3288	65.4962		
	S	156.617	79.253	130.789	78.106	100.392	100.889	79.583	137.031	98.937		
12	T	3.0285						8.9851	4.3048	67.3018		64.8448
	S	154.667						79.905	137.795	96.283		90.783
13	T			7.6575	15.6514	10.9956	11.2401					64.2773
	S			114.772	67.740	102.934	97.783					89.750
14	T	3.0525	6.6960	6.9795	13.9913	10.5729	10.2211	9.5713	4.3469	65.4315		
	S	153.451	79.220	125.921	75.778	107.049	107.532	75.011	136.461	99.035		
15	T	3.0038	6.5312	6.6218	13.5127	10.3958	10.2407	8.9479	4.3038	63.5577		
	S	155.939	81.219	132.723	78.462	108.873	107.326	80.237	137.827	101.955		
16	T	2.9855	6.4829	6.5736	13.3933	10.3616	10.0610	8.8013	4.2793	62.9385		
	S	156.895	81.824	133.696	79.161	109.232	109.243	81.574	138.617	102.958		
17	T	2.9650	6.7946	6.8648	13.9348	10.4750	10.5777	8.8745	4.2856	64.7720		62.3695
	S	157.979	78.070	128.025	76.085	108.049	103.906	80.901	138.413	100.043		94.386

Event: Firestone Grand Prix of St. Petersburg
Track: St Petersburg Street Circuit
Report: Section Data Report
Session: Practice 1

Round 1
1.8 mile(s)

Verizon INDYCAR Series
March 28, 2014



Section Data for Car 2 - Montoya, Juan Pablo

Lap	T/SF to I1	I1 to I2	I2 to I3	I3 to I4	I4 to I5	I5 to I6	I6 to I7	I7 to SF	Lap	PI to PO	PO to SF	SF to PI
1	T			8.5385	17.0865	11.7082	11.9141			286.2687	217.3042	68.5951
	S			102.930	62.051	96.669	92.251			22.636	4.912	84.100
2	T	3.6757	7.6554	8.0792	15.7199	11.1492	11.1016	10.3887	4.5676	72.3373		
	S	127.434	69.292	108.781	67.445	101.516	99.003	69.109	129.867	89.580		
3	T	3.2627	6.9921	7.2601	14.4036	10.5084	10.6500	9.4993	4.3576	66.9338		
	S	143.565	75.865	121.054	73.608	107.706	103.201	75.580	136.126	96.812		
4	T	3.1763	6.7860	6.9721	13.9576	10.5014	10.4267	9.6070	4.3302	65.7573		
	S	147.470	78.169	126.054	75.961	107.778	105.411	74.732	136.987	98.544		
5	T	3.1335	6.7791	6.8203	13.8742	10.4244	10.7699	9.1516	4.3040	65.2570		
	S	149.484	78.249	128.860	76.417	108.574	102.052	78.451	137.821	99.300		
6	T	3.0754	6.5598	6.8250	13.7583	10.3417	10.2261	9.0449	4.2979	64.1291		
	S	152.308	80.864	128.771	77.061	109.442	107.479	79.377	138.017	101.046		
7	T	3.0745	6.6122	7.0142	13.9282	10.6366	11.1023	9.0835	4.2924	65.7439		63.1798
	S	152.353	80.224	125.298	76.121	106.408	98.997	79.039	138.194	98.564		93.176
8	T			7.9362	15.3795	10.8802	11.1454			464.8869	403.8041	63.9222
	S			110.741	68.938	104.025	98.614			13.939	2.643	90.248
9	T	3.1256	6.6996	6.9424	13.9045	10.5108	10.7170	9.3201	4.3311	65.5511		
	S	149.862	79.177	126.594	76.251	107.681	102.556	77.033	136.959	98.854		
10	T	3.0523	6.6192	6.7960	13.7921	11.0051	10.3339	9.0407	4.2920	64.9313		
	S	153.461	80.139	129.321	76.872	102.845	106.358	79.414	138.206	99.798		
11	T	3.0485	6.5775	6.8474	13.7545	10.3900	10.2015	9.1809	4.3211	64.3214		
	S	153.652	80.647	128.350	77.082	108.933	107.738	78.201	137.276	100.744		
12	T	3.0544	6.6217	6.8141	13.6439	10.3416	10.2680	9.1888	4.3404	64.2729		61.8287
	S	153.356	80.109	128.977	77.707	109.443	107.040	78.134	136.665	100.820		95.212
13	T			8.9283	16.9996	10.9378	10.9449			393.3915	328.6817	67.2702
	S			98.436	62.368	103.478	100.420			16.472	3.247	85.757
14	T	3.0998	6.6914	6.9483	13.8390	10.7189	10.3745	9.3292	4.3162	65.3173		
	S	151.109	79.274	126.486	76.612	105.591	105.942	76.958	137.431	99.208		
15	T	3.0515	6.5948	6.9836	13.7757	10.4358	10.3079	9.0929	4.3545	64.5967		
	S	153.501	80.435	125.847	76.964	108.455	106.626	78.958	136.223	100.315		
16	T							8.9923	4.3013	72.0055		
	S							79.841	137.908	89.993		
17	T			7.8325	15.5331	12.6781	13.0977					68.0182
	S			112.207	68.256	89.273	83.915					84.814
18	T	3.2924	6.9599	6.9306	14.2167	10.6425	10.4011	9.5814	4.4221	66.4467		
	S	142.270	76.216	126.809	74.576	106.349	105.671	74.932	134.140	97.522		
19	T	3.0051	6.6985	6.8254	14.0350	10.7152	10.3684	9.0491	4.3172	65.0139		
	S	155.871	79.190	128.764	75.542	105.627	106.004	79.340	137.400	99.671		

Event: Firestone Grand Prix of St. Petersburg
Track: St Petersburg Street Circuit
Report: Section Data Report
Session: Practice 1

Round 1
1.8 mile(s)

Verizon INDYCAR Series
March 28, 2014



Section Data for Car 2 - Montoya, Juan Pablo

Lap	T/SF to I1	I1 to I2	I2 to I3	I3 to I4	I4 to I5	I5 to I6	I6 to I7	I7 to SF	Lap	PI to PO	PO to SF	SF to PI
20	T	3.0221	6.4694	6.7923	13.7613	10.8516	10.3185	9.1083	4.3460	64.6695		
	S	154.995	81.994	129.391	77.044	104.300	106.517	78.824	136.489	100.202		
21	T	3.0164	6.5841	6.6953	13.7921	10.4093	10.1769	9.0200	4.3610	64.0551		
	S	155.287	80.566	131.266	76.872	108.731	107.999	79.596	136.020	101.163		
22	T	3.0207	6.5493	6.7000	13.5941	10.3811	10.1708	8.9585	4.3014	63.6759		61.2942
	S	155.066	80.994	131.174	77.992	109.027	108.063	80.142	137.904	101.765		96.042

Event: Firestone Grand Prix of St. Petersburg
Track: St Petersburg Street Circuit
Report: Section Data Report
Session: Practice 1

Round 1
1.8 mile(s)

Verizon INDYCAR Series
March 28, 2014



Section Data for Car 20 - Conway, Mike

Lap	T/SF to I1	I1 to I2	I2 to I3	I3 to I4	I4 to I5	I5 to I6	I6 to I7	I7 to SF	Lap	PI to PO	PO to SF	SF to PI
1	T		7.8434	16.2137	11.4301	11.2647			727.4077	661.3224	65.0652	
	S		112.051	65.391	99.021	97.569			8.908	1.614	88.663	
2	T	3.2315	7.1077	7.0850	14.2819	10.5568	10.3819	9.6271	4.4428	66.7147		
	S	144.951	74.631	124.046	74.236	107.212	105.866	74.576	133.515	97.130		
3	T	3.0669	6.7031	6.7465	13.9223	10.6438	10.4887	9.1736	4.3075	65.0524		
	S	152.730	79.136	130.270	76.153	106.336	104.788	78.263	137.709	99.612		
4	T	3.0751	6.6991	6.8182	14.3684	11.1081	11.1054	9.0875	4.3786	66.6404		
	S	152.323	79.183	128.900	73.789	101.891	98.969	79.005	135.473	97.238		
5	T	3.0146	6.6947	6.7973	13.8160	10.5498	10.1401	9.0610	4.3049	64.3784		
	S	155.380	79.235	129.296	76.739	107.283	108.391	79.236	137.792	100.655		
6	T	3.0516	6.6560	6.6522	13.4678	10.5370	10.0828	9.0437	4.3598	63.8509		
	S	153.496	79.696	132.116	78.723	107.414	109.007	79.387	136.057	101.486		
7	T	3.0109	6.5959	6.6442	13.5422	10.4536	10.1674	9.0170	4.3247	63.7559		
	S	155.571	80.422	132.275	78.291	108.271	108.100	79.622	137.161	101.638		
8	T	2.9979	6.7493	6.9777	13.8249	10.5489	10.0653	9.1782	4.3044	64.6466		
	S	156.246	78.594	125.953	76.690	107.293	109.196	78.224	137.808	100.237		
9	T	3.0132	6.6355	6.6485	13.6444	10.4007	10.1381	9.0732	4.2945	63.8481		60.6085
	S	155.452	79.942	132.190	77.704	108.821	108.412	79.129	138.126	101.491		97.129
10	T			6.8784	14.2970	10.5500	10.2970			384.7286	328.5296	59.3754
	S			127.772	74.157	107.281	106.739			16.843	3.249	97.159
11	T	3.0720	6.6897	6.7511	13.8860	10.4867	10.1870	8.9788	4.3257	64.3770		
	S	152.477	79.294	130.181	76.352	107.929	107.892	79.961	137.130	100.657		
12	T	3.0252	6.6104	6.9435	13.7240	10.4903	10.1408	9.1869	4.3165	64.4376		
	S	154.836	80.245	126.574	77.254	107.892	108.383	78.150	137.422	100.562		
13	T	3.0102	6.7611	6.5731	13.7626	10.4813	10.2351	9.1432	4.2867	64.2533		
	S	155.607	78.457	133.706	77.037	107.985	107.384	78.523	138.377	100.851		
14	T	3.0002	6.6797	6.7373	13.8334	10.4212	10.2254	9.2499	4.3401	64.4872		61.1888
	S	156.126	79.413	130.447	76.643	108.607	107.486	77.618	136.675	100.485		96.207
15	T			7.0401	14.9291	12.2129	10.9881			515.9957	456.5621	62.7463
	S			124.837	71.017	92.674	100.026			12.558	2.338	91.940
16	T	3.0538	6.6927	6.7700	13.9701	10.5324	10.2389	9.1609	4.4434	64.8622		
	S	153.386	79.259	129.817	75.893	107.461	107.345	78.372	133.497	99.904		
17	T	2.9967	6.7707	6.6096	14.4895	10.6604	10.2727	9.3387	4.2970	65.4353		
	S	156.308	78.346	132.968	73.172	106.170	106.991	76.879	138.046	99.029		
18	T	2.9942	6.7161	6.7759	14.2997	10.6489	11.5544	9.0908	4.2991	66.3791		63.3695
	S	156.439	78.983	129.704	74.143	106.285	95.123	78.976	137.978	97.621		92.897

Event: Firestone Grand Prix of St. Petersburg
 Track: St Petersburg Street Circuit
 Report: Section Data Report
 Session: Practice 1

Round 1
 1.8 mile(s)

Verizon INDYCAR Series
 March 28, 2014



Section Data for Car 25 - Andretti, Marco

Lap	T/SF to I1	I1 to I2	I2 to I3	I3 to I4	I4 to I5	I5 to I6	I6 to I7	I7 to SF	Lap	PI to PO	PO to SF	SF to PI
1	T		8.0662	16.4432	11.4784	11.2882			1134.8408	1070.2401	65.6817	
	S		108.956	64.478	98.604	97.366			5.710	0.997	87.831	
2	T	3.2180	7.0137	7.1821	14.3653	11.3637	11.4478	9.3401	4.3470	68.2777		
	S	145.559	75.631	122.369	73.805	99.599	96.009	76.868	136.458	94.907		
3	T	3.0935	6.7786	6.8411	14.1268	10.7495	10.4194	9.2174	4.3556	65.5819		
	S	151.417	78.254	128.468	75.051	105.290	105.485	77.891	136.188	98.808		
4	T	3.0716	6.5439	6.9890	13.9041	10.4726	10.4304	8.9610	4.4726	64.8452		
	S	152.497	81.061	125.750	76.253	108.074	105.374	80.120	132.626	99.930		
5	T	3.0434	6.5637	6.7514	13.7784	10.4277	10.5085	8.9086	4.4496	64.4313		
	S	153.910	80.816	130.175	76.949	108.540	104.591	80.591	133.311	100.572		
6	T	3.0359	6.5305	6.7486	13.7659	10.6855	10.2490	8.9023	4.2806	64.1983		
	S	154.290	81.227	130.229	77.018	105.921	107.239	80.648	138.574	100.937		
7	T	3.0168	6.5344	6.7412	13.6932	10.4732	10.1197	8.9099	4.3071	63.7955		61.9346
	S	155.267	81.179	130.372	77.427	108.068	108.609	80.579	137.722	101.575		95.049
8	T			8.1639	16.0815	11.2879	10.9562			741.5077	677.3266	66.6466
	S			107.652	65.928	100.268	100.317			8.739	1.576	86.559
9	T	3.1804	6.7897	6.9649	14.0777	10.5896	10.6811	9.4502	4.3714	66.1050		
	S	147.280	78.126	126.185	75.313	106.880	102.901	75.972	135.696	98.026		
10	T	3.0138	6.4843	6.7069	13.7942	10.5815	10.3068	8.8592	4.3113	64.0580		
	S	155.421	81.806	131.039	76.860	106.962	106.637	81.041	137.588	101.158		
11	T	3.0541	6.5581	6.7207	13.6698	10.4737	10.2019	8.8740	4.3301	63.8824		
	S	153.371	80.885	130.770	77.560	108.063	107.734	80.905	136.990	101.436		
12	T	3.0098	6.4996	6.7171	13.6690	10.4444	10.2160	8.9120	4.3128	63.7807		
	S	155.628	81.613	130.840	77.564	108.366	107.585	80.560	137.540	101.598		
13	T	3.0412	6.5916	6.7619	14.3211	11.1578	10.6539	9.0461	4.3182	65.8918		
	S	154.021	80.474	129.973	74.033	101.437	103.163	79.366	137.368	98.343		
14	T	3.0393	6.4879	6.7065	13.6998	10.4330	10.2489	8.9642	4.3282	63.9078		61.3217
	S	154.117	81.761	131.047	77.390	108.484	107.240	80.091	137.050	101.396		95.999

Event: Firestone Grand Prix of St. Petersburg
 Track: St Petersburg Street Circuit
 Report: Section Data Report
 Session: Practice 1

Round 1
 1.8 mile(s)

Verizon INDYCAR Series
 March 28, 2014



Section Data for Car 27 - Hinchcliffe, James

Lap	T/SF to I1	I1 to I2	I2 to I3	I3 to I4	I4 to I5	I5 to I6	I6 to I7	I7 to SF	Lap	PI to PO	PO to SF	SF to PI
1	T			8.1277	17.2212	11.8639	12.8328			1227.8784	1160.9175	68.6295
	S			108.132	61.565	95.400	85.647			5.277	0.919	84.058
2	T	3.2042	7.2021	7.3222	16.0919	10.6828	10.7870	9.7477	4.3448	69.3827		
	S	146.186	73.653	120.027	65.886	105.948	101.890	73.654	136.527	93.395		
3	T	3.0905	6.7414	6.9750	14.6059	10.5023	10.2496	9.2439	4.3309	65.7395		
	S	151.564	78.686	126.002	72.589	107.769	107.233	77.668	136.965	98.571		
4	T	3.0023	6.6002	6.7286	13.9984	10.3982	10.0904	9.0731	4.3084	64.1996		
	S	156.017	80.369	130.616	75.739	108.848	108.924	79.130	137.680	100.935		
5	T	2.9932	6.6420	6.7960	13.9301	10.3791	9.9752	8.8722	4.2913	63.8791		
	S	156.491	79.864	129.321	76.111	109.048	110.182	80.922	138.229	101.442		
6	T	2.9690	6.5851	6.7305	13.7911	10.3110	10.1049	8.7293	4.2301	63.4510		
	S	157.767	80.554	130.579	76.878	109.768	108.768	82.247	140.229	102.126		
7	T	2.9871	6.5500	6.7377	13.6765	10.3751	9.9941	8.7686	4.2655	63.3546		
	S	156.811	80.985	130.440	77.522	109.090	109.974	81.878	139.065	102.281		
8	T	2.9829	6.4733	6.6089	13.5939	10.2906	9.9541	8.7885	4.2404	62.9326		59.3816
	S	157.031	81.945	132.982	77.993	109.986	110.416	81.693	139.888	102.967		99.135
9	T			7.1650	15.3524	10.7574	10.6873			531.0610	473.4712	61.5264
	S			122.661	69.059	105.213	102.841			12.202	2.254	93.762
10	T	3.0639	6.6815	6.7355	13.8237	10.4151	10.0870	9.1301	4.2844	64.2212		
	S	152.880	79.392	130.482	76.696	108.671	108.961	78.636	138.452	100.901		
11	T	2.9975	6.4865	6.7657	13.7902	10.3941	10.1078	8.7813	4.2803	63.6034		
	S	156.267	81.778	129.900	76.883	108.890	108.737	81.759	138.584	101.881		
12	T	2.9819	6.5039	6.6512	13.6185	10.3954	9.9528	8.8763	4.2617	63.2417		
	S	157.084	81.559	132.136	77.852	108.877	110.430	80.884	139.189	102.464		
13	T	3.0006	6.5882	6.6810	13.7265	10.5097	10.0683	8.9526	4.2715	63.7984		
	S	156.105	80.516	131.547	77.239	107.693	109.164	80.195	138.870	101.570		
14	T	2.9799	6.5841	6.6729	13.7489	10.4059	10.4487	8.9560	4.2708	64.0672		61.1285
	S	157.190	80.566	131.706	77.114	108.767	105.189	80.165	138.892	101.144		96.302

Event: Firestone Grand Prix of St. Petersburg
 Track: St Petersburg Street Circuit
 Report: Section Data Report
 Session: Practice 1

Round 1
 1.8 mile(s)

Verizon INDYCAR Series
 March 28, 2014



Section Data for Car 28 - Hunter-Reay, Ryan

Lap	T/SF to I1	I1 to I2	I2 to I3	I3 to I4	I4 to I5	I5 to I6	I6 to I7	I7 to SF	Lap	PI to PO	PO to SF	SF to PI
1	T		7.7638	16.1524	10.9669	11.2427			1062.1594	999.4646	64.2792	
	S		113.200	65.639	103.203	97.760			6.101	1.068	89.747	
2	T	3.1419	6.9301	6.8977	13.8725	10.3692	10.3395	9.5406	4.3765	65.4680		
	S	149.085	76.544	127.414	76.427	109.152	106.300	75.253	135.538	98.980		
3	T	3.0146	6.9726	6.8108	13.6935	10.3526	10.2752	9.0251	4.2978	64.4422		
	S	155.380	76.077	129.040	77.426	109.327	106.965	79.551	138.020	100.555		
4	T	3.0102	6.6314	7.0954	13.3831	10.3113	10.0904	8.8781	4.2812	63.6811		
	S	155.607	79.991	123.864	79.221	109.765	108.924	80.868	138.555	101.757		
5	T	3.0087	6.7087	6.6833	13.6428	10.4297	10.0550	8.7939	4.2678	63.5899		
	S	155.685	79.070	131.501	77.713	108.519	109.308	81.642	138.990	101.903		
6	T	3.0007	6.7662	6.5719	13.6021	10.3530	10.0543	8.8220	4.2685	63.4387		
	S	156.100	78.398	133.731	77.946	109.323	109.316	81.382	138.967	102.146		
7	T	3.0003	6.6198	6.6664	13.5454	10.3972	10.2466	8.8125	4.2522	63.5404		
	S	156.121	80.132	131.835	78.272	108.858	107.264	81.470	139.500	101.982		
8	T	3.0107	6.5747	6.6313	13.5805	10.3988	9.9962	8.8169	4.2593	63.2684		60.0863
	S	155.581	80.681	132.533	78.070	108.841	109.951	81.429	139.267	102.421		97.973
9	T			6.8814	16.0127	11.4227	10.8054			628.6251	569.3804	62.6668
	S			127.716	66.212	99.085	101.717			10.308	1.875	92.056
10	T	3.0218	6.7414	6.7359	14.0506	10.6254	10.1830	9.0162	4.3000	64.6743		
	S	155.010	78.686	130.475	75.458	106.520	107.934	79.629	137.949	100.194		
11	T	3.0034	6.6626	6.7103	13.7046	10.3363	12.3952	8.9439	4.2840	66.0403		
	S	155.960	79.617	130.972	77.363	109.499	88.671	80.273	138.464	98.122		
12	T	3.0263	6.5193	6.5841	13.6136	10.3919	10.0779	8.9785	4.2891	63.4807		
	S	154.779	81.367	133.483	77.880	108.913	109.060	79.964	138.300	102.078		
13	T	2.9920	6.7018	6.6296	13.4706	10.3915	10.0937	9.0105	4.2658	63.5555		
	S	156.554	79.151	132.567	78.707	108.918	108.889	79.680	139.055	101.958		
14	T	3.0075	6.6000	6.5454	13.5056	10.4145	10.0051	9.0273	4.3477	63.4531		60.8745
	S	155.747	80.372	134.272	78.503	108.677	109.853	79.531	136.436	102.123		96.704

Event: Firestone Grand Prix of St. Petersburg
Track: St Petersburg Street Circuit
Report: Section Data Report
Session: Practice 1

Round 1
1.8 mile(s)

Verizon INDYCAR Series
March 28, 2014



Section Data for Car 3 - Castroneves, Helio

Lap	T/SF to I1	I1 to I2	I2 to I3	I3 to I4	I4 to I5	I5 to I6	I6 to I7	I7 to SF	Lap	PI to PO	PO to SF	SF to PI
1	T			9.2625	17.3150	11.6741	11.6415			763.8070	697.0984	69.3548
	S			94.884	61.232	96.951	94.411			8.484	1.531	83.179
2	T	3.2246	7.2514	7.3955	14.7225	10.6565	10.7206	9.8397	4.4102	68.2210		
	S	145.261	73.152	118.838	72.014	106.209	102.521	72.965	134.502	94.985		
3	T	3.0791	6.7160	6.7639	13.9719	10.4805	10.3503	9.1094	4.3149	64.7860		
	S	152.125	78.984	129.934	75.883	107.993	106.189	78.815	137.473	100.022		
4	T	3.0424	6.6986	6.6920	13.6635	10.2988	10.3141	8.8111	4.2728	63.7933		
	S	153.960	79.189	131.330	77.596	109.898	106.562	81.483	138.827	101.578		
5	T	2.9955	6.6083	6.7647	13.7551	10.3234	10.2531	8.8010	4.2699	63.7710		
	S	156.371	80.271	129.919	77.079	109.636	107.196	81.576	138.922	101.614		
6	T	3.0112	6.5662	6.7212	13.7826	10.3730	10.3106	8.9667	4.3009	64.0324		60.7065
	S	155.556	80.786	130.760	76.925	109.112	106.598	80.069	137.920	101.199		96.972
7	T			8.2383	15.7995	11.3473	11.1625			491.4035	430.2912	64.9398
	S			106.680	67.105	99.743	98.463			13.187	2.481	88.834
8	T	3.0478	6.7480	6.9315	13.8507	10.4567	10.2315	9.4545	4.3147	65.0354		
	S	153.688	78.609	126.793	76.547	108.239	107.422	75.938	137.479	99.638		
9	T	3.0141	6.5592	6.8035	13.5835	10.3003	10.1240	8.9137	4.2690	63.5673		
	S	155.406	80.872	129.178	78.053	109.882	108.563	80.545	138.951	101.939		
10	T	2.9858	6.5215	6.6967	13.6249	10.4161	10.0721	8.8639	4.2781	63.4591		60.2779
	S	156.879	81.339	131.238	77.815	108.660	109.122	80.998	138.655	102.113		97.661
11	T			7.8604	15.0250	10.7236	10.7820			426.4447	367.5105	62.4768
	S			111.809	70.564	105.545	101.938			15.195	2.904	92.336
12	T	3.0329	6.6548	6.7862	13.7538	10.3032	11.1044	9.1932	4.3102	65.1387		
	S	154.443	79.710	129.507	77.086	109.851	98.978	78.096	137.623	99.480		
13	T	2.9817	6.4961	6.6745	13.7354	10.4738	10.1269	8.8544	4.2813	63.6241		
	S	157.095	81.657	131.675	77.189	108.062	108.532	81.084	138.552	101.848		
14	T	2.9742	6.4476	6.6466	13.7071	10.5148	10.3543	8.8668	4.2724	63.7838		
	S	157.491	82.272	132.228	77.349	107.640	106.148	80.971	138.840	101.593		
15	T	3.0824	6.7168	7.2374	14.5265	11.1111	10.8175	9.5279	4.3575	67.3771		
	S	151.962	78.974	121.434	72.986	101.864	101.603	75.353	136.129	96.175		
16	T	2.9661	6.5347	6.6459	13.7732	10.5763	11.6579	8.9612	4.2798	65.3951		
	S	157.921	81.175	132.241	76.978	107.015	94.279	80.118	138.600	99.090		
17	T	2.9706	6.4666	6.6388	13.8380	10.3452	10.0700	8.8020	4.2686	63.3998		60.2774
	S	157.682	82.030	132.383	76.617	109.405	109.145	81.567	138.964	102.209		97.662

Event: Firestone Grand Prix of St. Petersburg
 Track: St Petersburg Street Circuit
 Report: Section Data Report
 Session: Practice 1

Round 1
 1.8 mile(s)

Verizon INDYCAR Series
 March 28, 2014



Section Data for Car 34 - Munoz, Carlos (R)

Lap	T/SF to I1	I1 to I2	I2 to I3	I3 to I4	I4 to I5	I5 to I6	I6 to I7	I7 to SF	Lap	PI to PO	PO to SF	SF to PI
1	T		8.4884	17.1045	13.2703	12.2664			491.9573	423.5956		
	S		103.537	61.985	85.290	89.602			13.172	2.520		
2	T		8.2507	16.2350	11.4305	11.2956			369.7777	306.5386	65.6182	
	S		106.520	65.305	99.017	97.303			17.524	3.482	87.916	
3	T	3.2420	7.1396	7.3163	14.8910	11.3704	12.4794	9.6151	4.3533	70.4071		
	S	144.482	74.298	120.124	71.199	99.541	88.072	74.669	136.260	92.036		
4	T	3.1027	6.8834	7.0399	14.2757	10.6227	10.3621	9.2859	4.2964	65.8688		
	S	150.968	77.063	124.840	74.268	106.547	106.068	77.317	138.065	98.377		
5	T	3.0641	6.7859	6.9478	13.9050	10.4514	10.2623	9.0624	4.2570	64.7359		
	S	152.870	78.170	126.495	76.248	108.293	107.100	79.223	139.343	100.099		
6	T	3.0348	6.7257	6.8915	13.7565	10.3757	10.2034	9.0192	4.2799	64.2867		
	S	154.346	78.870	127.529	77.071	109.084	107.718	79.603	138.597	100.798		
7	T	3.0395	6.7319	6.8983	13.8832	10.4053	10.1972	9.4022	4.3360	64.8936		
	S	154.107	78.797	127.403	76.368	108.773	107.784	76.360	136.804	99.856		
8	T	3.0301	6.6787	6.8433	13.8391	10.3628	10.2024	9.0309	4.2613	64.2486		
	S	154.585	79.425	128.427	76.611	109.219	107.729	79.500	139.202	100.858		
9	T	3.0251	6.6823	6.8736	13.8082	10.4434	10.2437	8.9795	4.2699	64.3257		
	S	154.841	79.382	127.861	76.782	108.376	107.294	79.955	138.922	100.737		
10	T	3.1252	7.1234	7.3199	14.2877	10.5389	10.2628	9.9176	4.3754	66.9509		
	S	149.881	74.466	120.065	74.206	107.394	107.095	72.392	135.572	96.787		
11	T	3.0231	6.6447	6.7697	13.7298	10.4302	10.1597	9.0193	4.2881	64.0646		61.2903
	S	154.943	79.831	129.823	77.221	108.514	108.181	79.602	138.332	101.148		96.048
12	T			7.6969	15.5001	11.2721	10.6732			335.5712	275.7268	62.9867
	S			114.184	68.401	100.409	102.977			19.310	3.871	91.589
13	T	3.0839	6.7639	6.9348	13.9237	10.4160	10.2969	9.3789	4.2965	65.0946		
	S	151.889	78.424	126.732	76.146	108.661	106.740	76.550	138.062	99.547		
14	T	3.0583	6.7291	6.8103	13.7614	10.4119	10.2270	9.0218	4.2994	64.3192		
	S	153.160	78.830	129.049	77.044	108.704	107.470	79.580	137.969	100.748		
15	T	3.0356	6.6751	6.8443	14.9997			8.9221	4.2885	67.0467		64.0147
	S	154.305	79.468	128.408	70.683			80.469	138.319	96.649		91.960
16	T			7.5322	15.0464	10.8589	10.4939					61.7835
	S			116.681	70.464	104.230	104.736					93.372
17	T	3.0466	6.7194	6.8142	13.7190	10.3981	10.2666	8.9780	4.2987	64.2406		
	S	153.748	78.944	128.975	77.282	108.849	107.055	79.968	137.991	100.871		
18	T	3.0135	6.6706	6.8051	13.5891	10.3922	10.1903	8.9838	4.2893	63.9339		
	S	155.437	79.521	129.148	78.020	108.910	107.857	79.917	138.293	101.355		
19	T	3.0279	6.5632	6.7551	13.6482	10.3913	10.0208	8.9784	4.3099	63.6948		
	S	154.698	80.823	130.104	77.683	108.920	109.681	79.965	137.632	101.735		

Event: Firestone Grand Prix of St. Petersburg
Track: St Petersburg Street Circuit
Report: Section Data Report
Session: Practice 1

Round 1
1.8 mile(s)

Verizon INDYCAR Series
March 28, 2014



Section Data for Car 34 - Munoz, Carlos (R)

Lap	T/SF to I1	I1 to I2	I2 to I3	I3 to I4	I4 to I5	I5 to I6	I6 to I7	I7 to SF	Lap	PI to PO	PO to SF	SF to PI
20	T	3.0056	6.5577	6.7301	13.7498	10.4578	10.0864	8.9620	4.3023	63.8517		61.0154
	S	155.845	80.890	130.587	77.109	108.227	108.968	80.111	137.876	101.485		96.481

Event: Firestone Grand Prix of St. Petersburg
Track: St Petersburg Street Circuit
Report: Section Data Report
Session: Practice 1

Round 1
1.8 mile(s)

Verizon INDYCAR Series
March 28, 2014



Section Data for Car 67 - Newgarden, Josef

Lap	T/SF to I1	I1 to I2	I2 to I3	I3 to I4	I4 to I5	I5 to I6	I6 to I7	I7 to SF	Lap	PI to PO	PO to SF	SF to PI
1	T		8.1193	16.9240	13.9967	11.1224			748.5612	677.6130	68.9832	
	S		108.244	62.646	80.863	98.818			8.657	1.575	83.627	
2	T	3.1642	7.1518	7.0965	14.5588	10.4772	10.3504	9.5617	4.3830	66.7436		
	S	148.034	74.171	123.845	72.824	108.027	106.188	75.086	135.337	97.088		
3	T	3.0460	6.6718	6.6333	13.9810	10.3030	10.4103	9.0927	4.2985	64.4366		
	S	153.778	79.507	132.493	75.833	109.853	105.577	78.959	137.997	100.564		
4	T	2.9968	6.6225	6.5866	13.7950	10.2516	10.2234	8.9393	4.2654	63.6806		
	S	156.303	80.099	133.432	76.856	110.404	107.507	80.314	139.068	101.758		
5	T	3.0036	6.6253	6.7823	19.3690	12.3666	10.3633	8.9945	4.2705	71.7751		
	S	155.949	80.065	129.582	54.738	91.522	106.056	79.822	138.902	90.282		
6	T	3.0039	6.5820	6.5933	13.6847	10.2698	10.0938	8.9964	4.2588	63.4827		
	S	155.934	80.592	133.296	77.475	110.208	108.888	79.805	139.284	102.075		
7	T	2.9572	6.7259	6.7042	14.1591	10.3317	10.2468	8.9998	4.2358	64.3605		61.4087
	S	158.396	78.867	131.092	74.880	109.548	107.262	79.775	140.040	100.683		95.863
8	T			7.6119	15.2780	10.5948	10.4067			436.6822	377.6079	62.1333
	S			115.459	69.396	106.828	105.614			14.839	2.827	92.847
9	T	3.0419	6.7200	6.7535	13.7925	10.3539	10.2709	9.0814	4.2614	64.2755		
	S	153.986	78.937	130.135	76.870	109.313	107.010	79.058	139.199	100.816		
10	T	3.0038	6.5537	6.6037	13.6864	10.3773	10.1216	9.1381	4.3098	63.7944		
	S	155.939	80.940	133.087	77.466	109.067	108.589	78.567	137.636	101.576		
11	T	2.9967	6.6756	6.6127	13.7663	10.3661	10.1833	8.9872	4.2736	63.8615		60.6384
	S	156.308	79.462	132.905	77.016	109.185	107.931	79.886	138.801	101.470		97.081
12	T			7.2424	15.2611	10.5531	10.5053			395.2667	337.2460	61.3462
	S			121.350	69.473	107.250	104.623			16.394	3.165	94.038
13	T	3.0536	6.7320	6.7981	13.8940	10.3647	10.2263	9.0833	4.2799	64.4319		
	S	153.396	78.796	129.281	76.308	109.199	107.477	79.041	138.597	100.571		
14	T	3.0196	6.7295	6.7608	13.8778	10.3085	10.2383	9.0124	4.2705	64.2174		
	S	155.123	78.825	129.994	76.397	109.795	107.351	79.663	138.902	100.907		
15	T	2.9949	6.6112	6.6750	13.8711	10.3704	10.1498	9.0153	4.2647	63.9524		
	S	156.402	80.236	131.665	76.434	109.139	108.287	79.637	139.091	101.325		
16	T	3.0015	6.6964	6.6654	13.9716	10.3808	10.2704	8.9747	4.2623	64.2231		
	S	156.058	79.215	131.855	75.884	109.030	107.015	79.998	139.169	100.898		
17	T	3.0158	6.7258	6.6869	13.8545	10.3818	10.1129	9.1253	4.2552	64.1582		
	S	155.318	78.869	131.431	76.526	109.019	108.682	78.677	139.402	101.000		
18	T	2.9906	6.5855	6.6047	13.7436	10.3040	10.1191	9.0089	4.2775	63.6339		60.4708
	S	156.627	80.549	133.066	77.143	109.843	108.615	79.694	138.675	101.833		97.350

Event: Firestone Grand Prix of St. Petersburg
 Track: St Petersburg Street Circuit
 Report: Section Data Report
 Session: Practice 1

Round 1
 1.8 mile(s)

Verizon INDYCAR Series
 March 28, 2014



Section Data for Car 7 - Aleshin, Mikhail (R)

Lap	T/SF to I1	I1 to I2	I2 to I3	I3 to I4	I4 to I5	I5 to I6	I6 to I7	I7 to SF	Lap	PI to PO	PO to SF	SF to PI
1	T		7.9370	16.6454	11.8727	11.9061			313.4540	245.0940	67.4463	
	S		110.730	63.695	95.329	92.313			20.673	4.355	85.533	
2	T	3.3539	7.2470	7.7810	15.3328	11.0892	11.1763	10.0398	4.3680	70.3880		
	S	139.661	73.196	112.950	69.148	102.065	98.341	71.511	135.802	92.061		
3	T	3.2053	6.9216	7.3078	14.7879	10.6730	11.8698	9.6526	4.3499	68.7679		66.3426
	S	146.136	76.638	120.264	71.696	106.045	92.596	74.379	136.367	94.230		88.734
4	T		7.5112	16.3718	11.3897	11.3493			415.7178	353.2862	64.5497	
	S		117.007	64.759	99.372	96.842			15.587	3.021	89.371	
5	T	3.1816	6.8509	7.2409	14.3810	10.6164	10.6085	9.3811	4.3142	66.5746		
	S	147.224	77.428	121.375	73.724	106.610	103.605	76.532	137.495	97.334		
6	T	3.0719	6.8712	7.1050	14.3630	10.5361	10.4629	9.5983	4.3173	66.3257		
	S	152.482	77.200	123.697	73.817	107.423	105.046	74.800	137.396	97.700		
7	T	3.0567	6.6359	6.9810	13.9958	10.6159	10.4438	9.2487	4.3093	65.2871		
	S	153.240	79.937	125.894	75.753	106.615	105.239	77.628	137.652	99.254		
8	T	3.0910	6.7252	6.9408	14.0078	10.5833	10.5967	9.2514	4.3285	65.5247		
	S	151.540	78.876	126.623	75.688	106.944	103.720	77.605	137.041	98.894		
9	T	3.0441	6.5565	6.8300	14.1461	10.5670	10.3198	9.3772	4.3309	65.1716		
	S	153.874	80.905	128.677	74.948	107.109	106.503	76.564	136.965	99.430		
10	T	3.0029	6.8495	6.9147	13.9101	10.5144	10.2155	9.1405	4.3050	64.8526		
	S	155.986	77.444	127.101	76.220	107.645	107.591	78.547	137.789	99.919		
11	T	3.0612	6.7648	6.9499	14.0605	10.6256	10.2745	9.2128	4.3047	65.2540		
	S	153.015	78.414	126.457	75.405	106.518	106.973	77.930	137.799	99.304		
12	T	3.0218	6.5926	6.9094	13.6390	10.4604	10.2134	9.1489	4.2948	64.2803		
	S	155.010	80.462	127.198	77.735	108.200	107.613	78.474	138.116	100.808		
13	T	3.0351	6.7063	6.8152	13.7610	10.5038	10.2253	9.0862	4.2921	64.4250		61.5070
	S	154.331	79.098	128.956	77.046	107.753	107.487	79.016	138.203	100.582		95.710
14	T		7.1327	15.4896	10.8652	10.7882			698.6410	639.7312	62.0425	
	S		123.216	68.448	104.169	101.879			9.275	1.668	92.982	
15	T	3.0776	6.7138	6.9039	13.8934	10.6954	10.3366	9.2545	4.3385	65.2137		
	S	152.199	79.010	127.300	76.312	105.823	106.330	77.579	136.725	99.366		
16	T	3.0437	6.6679	6.7888	13.8681	10.4420	10.3120	9.2777	4.3102	64.7104		
	S	153.895	79.553	129.458	76.451	108.391	106.584	77.385	137.623	100.138		
17	T	3.0238	6.6157	6.8384	13.8946	13.9517	14.3577	9.2985	4.3078	72.2882		
	S	154.907	80.181	128.519	76.305	81.124	76.551	77.212	137.699	89.641		
18	T	3.0127	6.6139	6.9497	13.9430	10.5064	10.4191	9.2925	4.3257	65.0630		
	S	155.478	80.203	126.461	76.040	107.727	105.488	77.262	137.130	99.596		
19	T	3.0078	6.6461	6.8096	13.7376	10.5435	10.2151	9.1746	4.3112	64.4455		
	S	155.731	79.814	129.062	77.177	107.347	107.595	78.255	137.591	100.550		

Event: Firestone Grand Prix of St. Petersburg
Track: St Petersburg Street Circuit
Report: Section Data Report
Session: Practice 1

Round 1
1.8 mile(s)

Verizon INDYCAR Series
March 28, 2014



Section Data for Car 7 - Aleshin, Mikhail (R)

Lap	T/SF to I1	I1 to I2	I2 to I3	I3 to I4	I4 to I5	I5 to I6	I6 to I7	I7 to SF	Lap	PI to PO	PO to SF	SF to PI
20	T	3.0342	6.5926	6.8018	13.6794	10.5338	10.3200	9.1399	4.2978	64.3995		
	S	154.376	80.462	129.210	77.505	107.446	106.501	78.552	138.020	100.622		
21	T	3.0072	6.5229	6.7872	13.7004	10.4708	10.2113	9.1642	4.3346	64.1986		61.9743
	S	155.763	81.322	129.488	77.387	108.093	107.635	78.343	136.848	100.937		94.988

Event: Firestone Grand Prix of St. Petersburg
Track: St Petersburg Street Circuit
Report: Section Data Report
Session: Practice 1

Round 1
1.8 mile(s)

Verizon INDYCAR Series
March 28, 2014



Section Data for Car 77 - Pagenaud, Simon

Lap	T/SF to I1	I1 to I2	I2 to I3	I3 to I4	I4 to I5	I5 to I6	I6 to I7	I7 to SF	Lap	PI to PO	PO to SF	SF to PI
1	T		10.7109	20.4422	14.9401	16.8121			562.7506	478.1112		
	S		82.053	51.865	75.757	65.375			11.515	2.233		
2	T		7.8130	17.2864	13.3820	12.1195			558.6370	489.7279	69.7031	
	S		112.487	61.333	84.578	90.688			11.600	2.180	82.763	
3	T	3.3051	7.1730	7.7123	16.0650	11.2235	11.0377	10.3612	4.5400	71.4178		
	S	141.723	73.952	113.956	65.996	100.844	99.576	69.293	130.657	90.734		
4	T	3.0667	6.7078	7.4101	14.7691	10.7305	10.5178	9.4503	4.3083	66.9606		
	S	152.740	79.080	118.603	71.787	105.477	104.498	75.972	137.683	96.773		
5	T	3.0533	6.6581	6.8366	13.9950	10.3903	10.2628	9.1523	4.2709	64.6193		
	S	153.411	79.671	128.553	75.758	108.930	107.095	78.445	138.889	100.280		
6	T	3.0077	6.5335	6.9286	13.7434	10.4004	10.1247	9.0004	4.2758	64.0145		
	S	155.737	81.190	126.846	77.144	108.824	108.555	79.769	138.730	101.227		
7	T	2.9991	6.5609	6.7343	13.8417	10.4120	10.0297	8.9357	4.2654	63.7788		
	S	156.183	80.851	130.506	76.597	108.703	109.584	80.347	139.068	101.601		
8	T	2.9750	6.5320	6.7509	13.6831	10.3990	10.0961	8.9500	4.2620	63.6481		
	S	157.448	81.209	130.185	77.484	108.839	108.863	80.218	139.179	101.810		
9	T	3.0024	6.6385	6.6896	13.6687	10.3555	10.1230	8.9026	4.2646	63.6449		60.8752
	S	156.012	79.906	131.378	77.566	109.296	108.574	80.645	139.094	101.815		96.703
10	T			8.0481	16.1446	11.7964	11.2768			570.4332	508.1942	65.5697
	S			109.201	65.671	95.946	97.465			11.360	2.100	87.981
11	T	3.0958	6.6919	6.9289	13.9523	10.6294	10.4037	9.3947	4.3335	65.4302		
	S	151.305	79.268	126.840	75.989	106.480	105.644	76.421	136.883	99.037		
12	T	2.9873	6.5719	6.7204	13.7723	10.9361	11.7961	9.2072	4.2848	66.2761		
	S	156.800	80.716	130.775	76.983	103.494	93.174	77.978	138.439	97.773		
13	T	2.9975	6.5076	6.6848	13.7231	10.3528	9.9848	8.9393	4.2631	63.4530		
	S	156.267	81.513	131.472	77.259	109.325	110.076	80.314	139.143	102.123		
14	T	2.9865	6.5114	6.7361	13.8019	11.2017	11.5060	8.9638	4.2702	65.9776		
	S	156.842	81.466	130.471	76.817	101.040	95.523	80.095	138.912	98.215		
15	T	2.9648	6.5209	6.6312	13.7219	10.4010	12.5908	8.9801	4.2720	66.0827		
	S	157.990	81.347	132.535	77.265	108.818	87.293	79.950	138.853	98.059		
16	T	2.9816	6.5250	6.6562	13.9663	10.4572	10.2246	9.1361	4.2732	64.2202		
	S	157.100	81.296	132.037	75.913	108.233	107.495	78.584	138.814	100.903		
17	T	2.9723	6.6218	6.6143	13.6006	10.3112	9.9447	8.9746	4.2692	63.3087		60.5418
	S	157.591	80.107	132.873	77.954	109.766	110.520	79.999	138.944	102.356		97.236

Event: Firestone Grand Prix of St. Petersburg
 Track: St Petersburg Street Circuit
 Report: Section Data Report
 Session: Practice 1

Round 1
 1.8 mile(s)

Verizon INDYCAR Series
 March 28, 2014



Section Data for Car 8 - Briscoe, Ryan

Lap	T/SF to I1	I1 to I2	I2 to I3	I3 to I4	I4 to I5	I5 to I6	I6 to I7	I7 to SF	Lap	PI to PO	PO to SF	SF to PI
1	T			8.8148	17.8467	13.2142	13.0801			870.6858	797.7921	72.3968
	S			99.703	59.407	85.652	84.028			7.442	1.338	79.684
2	T	3.3863	7.4624	7.6640	14.9597	10.9625	11.2382	10.6388	4.5123	70.8242		
	S	138.325	71.084	114.674	70.872	103.245	97.800	67.485	131.459	91.494		
3	T	3.1772	6.8491	7.0592	14.3448	10.5637	10.4757	9.9360	4.3771	66.7828		
	S	147.428	77.449	124.499	73.910	107.142	104.918	72.258	135.519	97.031		
4	T	3.1006	6.7790	7.0056	13.8052	10.3883	10.3580	9.2391	4.2921	64.9679		
	S	151.070	78.250	125.452	76.799	108.951	106.110	77.708	138.203	99.742		
5	T	3.0702	6.7538	6.8356	14.0179	10.3563	10.2054	8.9674	4.2752	64.4818		
	S	152.566	78.542	128.572	75.634	109.288	107.697	80.063	138.749	100.493		
6	T	3.0355	6.6092	6.7318	13.6614	10.2903	10.2836	8.8799	4.2336	63.7253		
	S	154.310	80.260	130.554	77.608	109.989	106.878	80.852	140.113	101.686		
7	T	3.0351	6.6951	6.6724	13.6169	10.3957	10.2633	8.8610	4.2399	63.7794		61.1313
	S	154.331	79.230	131.716	77.861	108.874	107.089	81.024	139.905	101.600		96.298
8	T			7.7576	15.8198	11.0525	10.6405			639.4746	579.4273	62.8087
	S			113.291	67.019	102.404	103.293			10.133	1.842	91.848
9	T	3.0354	6.5418	7.0051	15.0296			8.9287	4.2855	66.0623		63.5452
	S	154.315	81.087	125.461	70.543			80.410	138.416	98.089		92.640
10	T			7.3963	17.0295	12.5211	10.6474					64.8389
	S			118.825	62.258	90.393	103.226					88.972
11	T	3.0086	6.6817	6.6464	13.8365	10.3432	10.1857	8.9557	4.2578	63.9156		
	S	155.690	79.389	132.232	76.625	109.426	107.905	80.167	139.317	101.384		
12	T	2.9817	6.8595	6.7200	13.6550	10.2410	10.2717	8.8266	4.2280	63.7835		
	S	157.095	77.331	130.783	77.644	110.518	107.002	81.340	140.298	101.594		
13	T	2.9826	6.5138	6.5620	13.4103	10.3014	10.2601	8.9521	4.2244	63.2067		
	S	157.047	81.435	133.932	79.061	109.870	107.123	80.200	140.418	102.521		
14	T	3.0113	6.4931	6.6208	13.5779	10.2120	10.1873	8.9360	4.2326	63.2710		61.0165
	S	155.550	81.695	132.743	78.085	110.832	107.888	80.344	140.146	102.417		96.479

Event: Firestone Grand Prix of St. Petersburg
Track: St Petersburg Street Circuit
Report: Section Data Report
Session: Practice 1

Round 1
1.8 mile(s)

Verizon INDYCAR Series
March 28, 2014



Section Data for Car 83 - Kimball, Charlie

Lap	T/SF to I1	I1 to I2	I2 to I3	I3 to I4	I4 to I5	I5 to I6	I6 to I7	I7 to SF	Lap	PI to PO	PO to SF	SF to PI	
1	T	3.9002	8.2772	8.2154	16.4452	11.6347	11.7885	11.3566	4.6927	76.3105		82.2085	71.5365
	S	120.099	64.086	106.978	64.470	97.280	93.234	63.219	126.405	84.916		70.174	82.291
2	T			7.7947	15.8486	11.1949	11.2783			1101.7023	1040.1387	64.3300	
	S			112.751	66.897	101.101	97.452			5.882	1.026	89.676	
3	T	3.4338	7.1499	7.0369	14.7105	10.5428	10.4565	9.5962	4.4455	67.3721			
	S	136.411	74.190	124.894	72.073	107.355	105.111	74.817	133.434	96.182			
4	T	3.0768	6.6733	6.7521	14.2678	10.4545	10.3489	9.1155	4.2805	64.9694			
	S	152.239	79.489	130.162	74.309	108.261	106.204	78.762	138.578	99.739			
5	T	3.0560	6.6259	6.7112	13.7612	10.3851	10.2354	9.0292	4.2810	64.0850			
	S	153.275	80.058	130.955	77.045	108.985	107.381	79.515	138.562	101.116			
6	T	3.0127	6.5448	6.7721	13.9432	10.3564	10.1649	8.8994	4.2729	63.9664			
	S	155.478	81.050	129.777	76.039	109.287	108.126	80.674	138.824	101.303			
7	T	3.0443	6.5658	6.6310	13.7627	10.6071	10.2827	8.8989	4.2641	64.0566			61.0487
	S	153.864	80.791	132.539	77.036	106.704	106.887	80.679	139.111	101.161			96.428
8	T			8.5432	16.6737	11.3198	10.8276			666.2740	604.2092	65.6582	
	S			102.873	63.587	99.986	101.508			9.726	1.767	87.862	
9	T	3.1577	6.9140	6.7865	13.9961	10.5381	10.3738	9.3972	4.3513	65.5147			
	S	148.339	76.722	129.502	75.752	107.402	105.949	76.401	136.323	98.909			
10	T	3.0612	6.5477	6.6800	13.7838	10.3979	10.1440	8.9825	4.3052	63.9023			
	S	153.015	81.014	131.566	76.918	108.851	108.349	79.928	137.783	101.405			
11	T	3.0211	6.5782	6.6447	13.7717	10.4280	12.5409	8.9727	4.2944	66.2517			
	S	155.046	80.638	132.265	76.986	108.536	87.641	80.015	138.129	97.809			
12	T	3.0335	6.7415	6.7787	13.9143	10.4359	10.1800	9.1640	4.3038	64.5517			
	S	154.412	78.685	129.651	76.197	108.454	107.966	78.345	137.827	100.385			
13	T	3.0189	6.7489	6.6394	13.8356	10.3089	10.0801	9.0294	4.2784	63.9396			60.8406
	S	155.159	78.599	132.371	76.630	109.790	109.036	79.513	138.646	101.346			96.758

Event: Firestone Grand Prix of St. Petersburg
Track: St Petersburg Street Circuit
Report: Section Data Report
Session: Practice 1

Round 1
1.8 mile(s)

Verizon INDYCAR Series
March 28, 2014



Section Data for Car 9 - Dixon, Scott

Lap	T/SF to I1	I1 to I2	I2 to I3	I3 to I4	I4 to I5	I5 to I6	I6 to I7	I7 to SF	Lap	PI to PO	PO to SF	SF to PI
1	T			8.2441	17.7278	14.3150	11.9773			1154.8005	1082.5168	72.1380
	S			106.605	59.806	79.065	91.764			5.611	0.986	79.970
2	T	3.2158	7.2006	7.3069	14.7626	10.7397	10.8114	10.4699	4.4209	68.9278		
	S	145.659	73.668	120.279	71.818	105.386	101.660	68.573	134.177	94.011		
3	T	3.1090	6.9008	6.9533	14.2460	10.5437	10.3692	9.3941	4.3186	65.8347		
	S	150.662	76.869	126.395	74.423	107.345	105.996	76.426	137.355	98.428		
4	T	3.0628	6.7558	6.7161	14.0324	11.0794	12.4312	9.0578	4.3052	67.4407		
	S	152.935	78.518	130.859	75.556	102.155	88.414	79.264	137.783	96.084		
5	T	3.0387	6.6802	6.6028	13.8302	10.3890	10.4253	8.9668	4.2905	64.2235		
	S	154.148	79.407	133.105	76.660	108.944	105.425	80.068	138.255	100.898		
6	T	3.0383	6.6709	6.6304	13.6597	10.3356	10.1771	9.0250	4.2878	63.8248		
	S	154.168	79.518	132.551	77.617	109.507	107.996	79.552	138.342	101.528		
7	T	3.0394	6.5781	6.6394	13.9440	10.3481	10.1089	9.0173	4.3025	63.9777		
	S	154.112	80.639	132.371	76.035	109.374	108.725	79.620	137.869	101.285		
8	T	3.0190	6.7071	6.6392	13.7734	10.3977	10.1254	8.9718	4.2940	63.9276		60.5392
	S	155.154	79.089	132.375	76.976	108.853	108.548	80.023	138.142	101.365		97.240
9	T			7.2462	15.4182	10.9120	10.6218			532.0643	473.5243	62.1304
	S			121.286	68.765	103.722	103.475			12.179	2.254	92.851
10	T	3.0516	6.6489	6.7958	14.2597	10.4902	10.2593	9.1395	4.3283	64.9733		
	S	153.496	79.781	129.325	74.351	107.893	107.131	78.555	137.047	99.733		
11	T	3.0231	6.6098	6.6209	13.6510	10.3665	10.1559	9.1201	4.3138	63.8611		
	S	154.943	80.253	132.741	77.667	109.180	108.222	78.722	137.508	101.470		
12	T	3.0135	6.5596	6.6183	13.7816	10.3995	10.1040	8.9434	4.3165	63.7364		
	S	155.437	80.867	132.793	76.931	108.834	108.778	80.278	137.422	101.669		
13	T	3.0224	6.5417	6.6323	13.8812	10.4376	10.2450	9.0791	4.3048	64.1441		
	S	154.979	81.088	132.513	76.379	108.437	107.281	79.078	137.795	101.023		
14	T	3.0834	7.6998	9.1647	19.2942	13.7704	11.1591	9.3419	4.2862	77.7997		
	S	151.913	68.892	95.897	54.951	82.192	98.493	76.853	138.393	83.291		
15	T	3.0337	6.7113	6.6985	14.0188	11.2801	11.3622	9.0902	4.2995	66.4943		
	S	154.402	79.039	131.203	75.629	100.338	96.732	78.981	137.965	97.452		
16	T	3.0078	6.6575	6.5666	13.7932	10.3597	10.0337	9.0361	4.2783	63.7329		
	S	155.731	79.678	133.838	76.866	109.252	109.540	79.454	138.649	101.674		
17	T	3.0104	6.6062	6.5681	13.6318	10.4125	10.0103	9.0962	4.3070	63.6425		60.8216
	S	155.597	80.296	133.808	77.776	108.698	109.796	78.929	137.725	101.819		96.788

Event: Firestone Grand Prix of St. Petersburg
Track: St Petersburg Street Circuit
Report: Section Data Report
Session: Practice 1

Round 1
1.8 mile(s)

Verizon INDYCAR Series
March 28, 2014



Section Data for Car 98 - Hawksworth, Jack (R)






Lap	T/SF to I1	I1 to I2	I2 to I3	I3 to I4	I4 to I5	I5 to I6	I6 to I7	I7 to SF	Lap	PI to PO	PO to SF	SF to PI
1	T			10.0848	18.0324	12.8623	12.9831			388.6400	316.3947	73.9567
	S			87.147	58.796	87.995	84.656			16.674	3.374	78.003
2	T	3.4568	7.5389	8.0007	15.5692	11.0926	11.5642	10.2685	4.4041	71.8950		
	S	135.504	70.362	109.848	68.098	102.034	95.043	69.918	134.689	90.131		
3	T	3.2475	7.1069	8.0476	14.6405	10.5958	11.0244	9.7186	4.3507	68.7320		
	S	144.237	74.639	109.208	72.417	106.818	99.696	73.874	136.342	94.279		
4	T	3.0959	6.7546	6.9818	14.2097	10.4480	10.6693	9.2626	4.3242	65.7461		62.6044
	S	151.300	78.532	125.879	74.613	108.329	103.014	77.511	137.177	98.561		94.032
5	T			10.4650	16.8188	12.2254	13.2745			317.0922	248.5136	72.2727
	S			83.981	63.038	92.579	82.797			20.436	4.295	79.821
6	T	3.2636	6.9670	7.3194	14.1685	10.4327	10.5027	9.7651	4.3741	66.7931		
	S	143.525	76.138	120.073	74.830	108.488	104.648	73.522	135.612	97.016		
7	T	3.0897	6.7132	6.8422	13.7104	10.3946	10.3171	9.0956	4.3343	64.4971		
	S	151.603	79.017	128.448	77.330	108.885	106.531	78.934	136.858	100.470		
8	T	3.0734	6.6891	6.7894	13.6635	10.4236	10.2764	9.1219	4.3370	64.3743		
	S	152.407	79.301	129.446	77.596	108.582	106.953	78.707	136.772	100.661		
9	T	3.0716	6.7661	7.1222	14.4986	10.4385	10.4060	9.1835	4.3292	65.8157		
	S	152.497	78.399	123.398	73.126	108.427	105.621	78.179	137.019	98.457		
10	T	3.0570	6.6700	6.8069	13.7734	10.4144	10.2283	8.9703	4.3265	64.2468		61.3898
	S	153.225	79.528	129.114	76.976	108.678	107.456	80.037	137.104	100.861		95.892
11	T			7.7663	15.3376	10.9088	10.8055			472.3141	412.6587	62.9114
	S			113.164	69.126	103.753	101.716			13.720	2.587	91.698
12	T	3.0577	6.6864	6.8761	13.8220	10.4963	10.2738	9.3541	4.3417	64.9081		
	S	153.190	79.333	127.814	76.706	107.830	106.980	76.753	136.624	99.833		
13	T	3.0316	6.6474	6.8998	13.6403	10.4668	10.3175	9.0046	4.3193	64.3273		
	S	154.509	79.799	127.375	77.728	108.134	106.527	79.732	137.333	100.735		
14	T	3.0135	6.5889	6.9141	13.5898	10.4097	10.2669	8.9861	4.3120	64.0810		60.8115
	S	155.437	80.507	127.112	78.016	108.727	107.052	79.896	137.565	101.122		96.804
15	T			8.6696	15.3371	10.8115	10.9982			482.9147	421.7606	64.7457
	S			101.373	69.128	104.687	99.934			13.419	2.531	89.100
16	T	3.0358	6.6667	6.8409	13.7859	10.4904	10.2098	9.2761	4.3441	64.6497		
	S	154.295	79.568	128.472	76.907	107.891	107.651	77.398	136.549	100.232		
17	T	3.0352	6.5778	6.7529	13.6041	10.4379	10.3169	9.0052	4.3241	64.0541		
	S	154.326	80.643	130.146	77.934	108.434	106.533	79.727	137.180	101.164		
18	T	3.0067	6.6004	6.6861	13.5981	10.5669	10.2781	9.0703	4.3184	64.1250		
	S	155.788	80.367	131.446	77.969	107.110	106.935	79.154	137.361	101.053		
19	T	3.0229	6.7033	6.7881	13.6282	10.4573	10.2439	9.0038	4.3305	64.1780		61.1570
	S	154.954	79.133	129.471	77.797	108.232	107.292	79.739	136.978	100.969		96.257

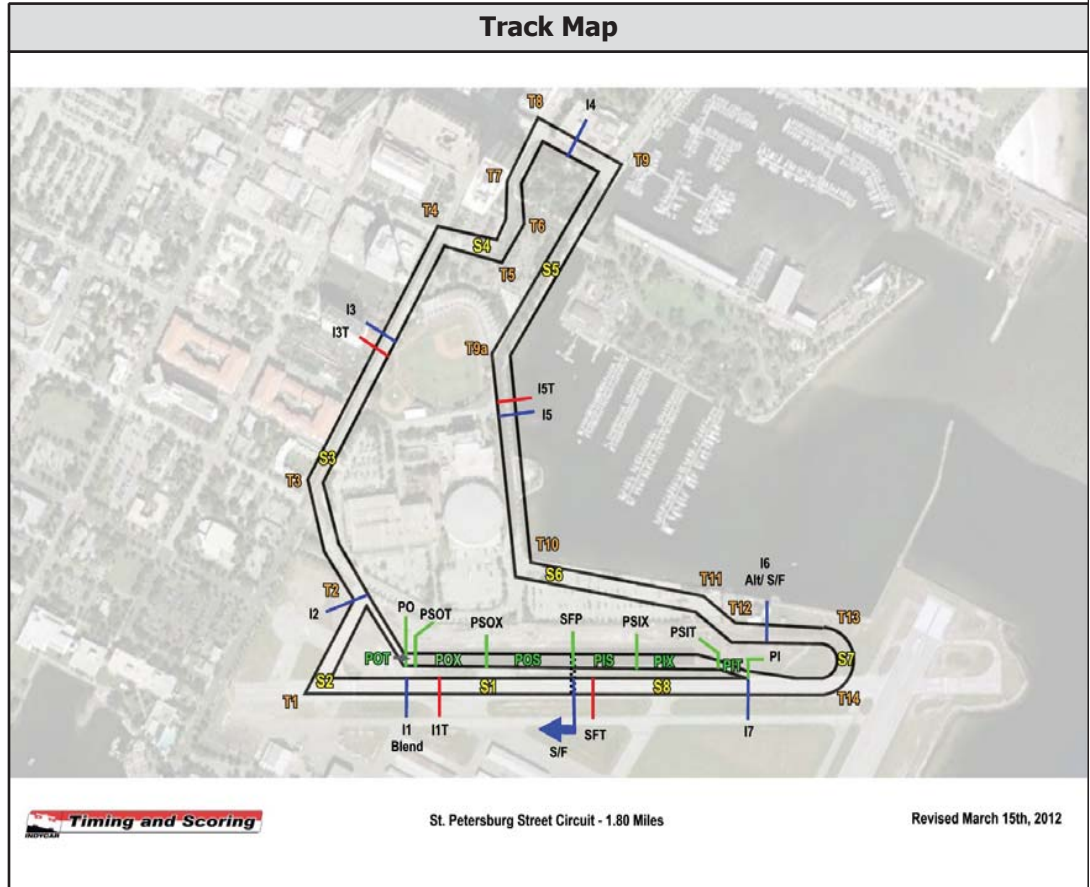
Event:
Track:
Report: Section Data Report
Session:

Section Data for Car

Report Support Information

Section Legend	
Name	Length
SF to I1	0.130114 miles
I1 to I2	0.147348 miles
I2 to I3	0.244129 miles
I3 to I4	0.294508 miles
I4 to I5	0.314394 miles

Color Legend	
	Fastest Lap
	Section Under Caution
	Section Under Green
	Section Time Data
	Section Speed Data



Event:

Track:

Report: Section Data Report

Session:

Section Data for Car

I5 to I6	0.305303 miles
I6 to I7	0.199432 miles
I7 to SF	0.164773 miles
Lap	1.800000 miles
PI to PO	0.296496 miles
PO to SF	1.602462 miles

SF to PI	1.635227 miles
I6 to PI	0.199432 miles
PO to I2	0.079924 miles
PO to PI	1.437689 miles