

Event: Firestone Grand Prix of St. Petersburg
Track: St Petersburg Street Circuit
Report: Section Data Report
Session: Practice 2

Round 1
1.8 mile(s)

Verizon INDYCAR Series
March 28, 2014



Section Data for Car 10 - Kanaan, Tony

Lap	T/SF to I1	I1 to I2	I2 to I3	I3 to I4	I4 to I5	I5 to I6	I6 to I7	I7 to SF	Lap	PI to PO	PO to SF	SF to PI
1	T	3.0693	6.9797	7.0830	14.1627	10.5442	53.6475	9.6339	4.3276	109.4479		68.3739
	S	152.611	76.000	124.081	74.861	107.340	20.487	74.524	137.069	59.206		84.372
2	T	3.6189	7.1185	6.9384	13.9638	10.4545	10.4039	9.7447	4.4369	66.6796		
	S	129.434	74.518	126.667	75.927	108.261	105.642	73.676	133.693	97.181		
3	T	3.0298	6.6969	6.9140	14.1471	10.4723	10.2814	9.1793	4.3054	65.0262		
	S	154.601	79.209	127.114	74.943	108.077	106.901	78.215	137.776	99.652		
4	T	3.0362	6.7663	7.2611	13.9620	10.6787	10.5572	9.1233	4.2970	65.6818		62.4840
	S	154.275	78.397	121.037	75.937	105.988	104.108	78.695	138.046	98.657		94.213
5	T			7.6034	15.1536	10.8489	10.6806					62.0340
	S			115.588	69.965	104.326	102.905					92.995
6	T	3.0817	6.6285	6.7002	13.7649	10.3884	10.3727	9.2789	4.3886	64.6039		
	S	151.997	80.026	131.170	77.024	108.950	105.960	77.375	135.164	100.304		
7	T	3.0029	6.4872	6.5671	13.6082	10.3083	10.2093	9.0115	4.2928	63.4873		
	S	155.986	81.769	133.828	77.911	109.797	107.656	79.671	138.181	102.068		
8	T	3.0127	6.4835	6.5207	13.5848	10.3111	10.2265	8.9296	4.2829	63.3518		
	S	155.478	81.816	134.781	78.045	109.767	107.475	80.402	138.500	102.286		
9	T	3.0140	6.4387	6.5458	13.5635	10.3643	10.1614	8.9272	4.2918	63.3067		
	S	155.411	82.385	134.264	78.168	109.204	108.163	80.423	138.213	102.359		
10	T	3.0200	6.4604	6.5092	13.5013	10.6203	10.2565	8.9455	4.3235	63.6367		61.1873
	S	155.102	82.109	135.019	78.528	106.571	107.160	80.259	137.199	101.828		96.210
11	T			7.1087	14.7124	10.6792	10.5996			512.3986	454.3319	60.6845
	S			123.632	72.064	105.983	103.692			12.646	2.349	95.063
12	T	3.0415	6.6085	6.6783	14.9777			9.0847	4.3527	66.4879		63.5502
	S	154.006	80.269	131.600	70.787			79.029	136.279	97.461		92.633
13	T			7.3865	15.0856	10.7277	10.5657					61.4677
	S			118.982	70.281	105.504	104.024					93.852
14	T	3.0387	6.5652	6.7758	13.8948	10.3878	10.5069	9.3673	4.3455	64.8820		
	S	154.148	80.798	129.706	76.304	108.956	104.607	76.645	136.505	99.874		
15	T	3.0228	6.5537	6.6105	13.6780	10.4199	10.1137	9.0355	4.3116	63.7457		
	S	154.959	80.940	132.950	77.513	108.621	108.673	79.459	137.578	101.654		
16	T	3.0224	6.3894	6.5924	13.6519	10.3482	10.6300	9.0369	4.3018	63.9730		61.1518
	S	154.979	83.021	133.315	77.662	109.373	103.395	79.447	137.892	101.293		96.266
17	T			7.1424	14.6856	10.6121	10.6702			272.8506		60.6598
	S			123.049	72.195	106.654	103.006			23.749		95.102
18	T	3.0168	6.5419	6.6497	13.7593	10.4219	10.2781	9.1301	4.3234	64.1212		
	S	155.267	81.086	132.166	77.055	108.600	106.935	78.636	137.203	101.059		
19	T	3.0094	6.5009	6.5898	13.5887	10.5116	10.2244	9.0726	4.3129	63.8103		60.8887
	S	155.649	81.597	133.367	78.023	107.673	107.497	79.134	137.537	101.551		96.682

Event: Firestone Grand Prix of St. Petersburg
 Track: St Petersburg Street Circuit
 Report: Section Data Report
 Session: Practice 2

Round 1
 1.8 mile(s)

Verizon INDYCAR Series
 March 28, 2014



Section Data for Car 11 - Bourdais, Sebastien

Lap	T/SF to I1	I1 to I2	I2 to I3	I3 to I4	I4 to I5	I5 to I6	I6 to I7	I7 to SF	Lap	PI to PO	PO to SF	SF to PI
1	T	3.1502	7.1055	7.2247	16.6329	11.1496	11.6571	10.1925	4.3741	71.4866		73.1906
	S	148.692	74.654	121.647	63.743	101.512	94.285	70.439	135.612	90.646		78.820
2	T	3.0125	6.5581	6.9395	14.1575	10.5749	10.2724	9.4276	4.2645	65.2070		
	S	155.488	80.885	126.647	74.888	107.029	106.995	76.155	139.098	99.376		
3	T	2.9797	6.4869	6.7526	14.3053	10.8128	10.3840	9.0816	4.2621	65.0650		
	S	157.200	81.773	130.152	74.114	104.674	105.845	79.056	139.176	99.593		
4	T	2.9867	6.4942	6.7137	13.6230	10.7300	11.8188	9.0198	4.2672	65.6534		63.2100
	S	156.832	81.681	130.906	77.826	105.482	92.995	79.598	139.010	98.700		93.131
5	T			10.1158	17.4776	11.7733	11.7443					69.3593
	S			86.880	60.662	96.134	93.585					83.174
6	T	3.0131	6.7213	6.8820	13.8053	12.3255	10.8012	9.3048	4.3155	67.1687		
	S	155.458	78.921	127.705	76.799	91.827	101.756	77.160	137.454	96.474		
7	T	2.9972	6.5126	6.7711	13.6063	10.4689	10.3970	9.0456	4.2820	64.0807		
	S	156.282	81.451	129.796	77.922	108.112	105.712	79.371	138.529	101.122		
8	T	2.9789	6.4917	6.6550	16.1546	10.8727	10.4707	9.0097	4.2824	66.9157		
	S	157.242	81.713	132.061	65.630	104.097	104.968	79.687	138.516	96.838		
9	T	2.9773	6.4952	6.7138	13.7141	10.5513	10.1247	9.0495	4.2864	63.9123		
	S	157.327	81.669	130.904	77.309	107.268	108.555	79.336	138.387	101.389		
10	T	2.9700	6.5044	6.6484	26.2465	10.9022	10.7568	8.9431	4.2554	77.2268		74.6213
	S	157.713	81.553	132.192	40.395	103.816	102.176	80.280	139.395	83.909		78.889
11	T			8.1383	18.5104	11.3775	11.0826			354.4350	290.2351	68.0084
	S			107.991	57.277	99.479	99.173			18.283	3.678	84.826
12	T	3.8014	7.4402	7.4789	14.7266	10.7294	10.4528	9.4695	4.9320	69.0308		
	S	123.220	71.296	117.512	71.994	105.488	105.148	75.818	120.272	93.871		
13	T	3.0208	6.5340	6.7701	13.7209	10.4711	10.2227	9.0647	4.2908	64.0951		
	S	155.061	81.184	129.815	77.271	108.090	107.515	79.203	138.245	101.100		
14	T	2.9975	6.3739	6.7442	13.5188	10.4350	10.2911	8.8675	4.2848	63.5128		
	S	156.267	83.223	130.314	78.426	108.464	106.800	80.965	138.439	102.027		
15	T	2.9834	6.3710	6.6827	13.6019	10.4375	10.0276	8.9350	4.2791	63.3182		
	S	157.005	83.261	131.513	77.947	108.438	109.607	80.353	138.623	102.340		
16	T	2.9734	6.3595					8.8747	4.2664	68.0824		65.8239
	S	157.533	83.411					80.899	139.036	95.179		89.433
17	T			8.0550	15.6741	10.9266	10.6501					64.0856
	S			109.108	67.642	103.584	103.200					90.018
18	T	3.0286	6.4692	6.7266	13.6184	10.4916	10.2714	9.0971	4.3134	64.0163		62.6765
	S	154.662	81.997	130.655	77.853	107.879	107.005	78.921	137.521	101.224		93.924
19	T			7.1321	15.8651	10.8998	10.4045					61.5319
	S			123.226	66.828	103.838	105.636					93.754

Event: Firestone Grand Prix of St. Petersburg
 Track: St Petersburg Street Circuit
 Report: Section Data Report
 Session: Practice 2

Round 1
 1.8 mile(s)

Verizon INDYCAR Series
 March 28, 2014



Section Data for Car 11 - Bourdais, Sebastien

Lap	T/SF to I1	I1 to I2	I2 to I3	I3 to I4	I4 to I5	I5 to I6	I6 to I7	I7 to SF	Lap	PI to PO	PO to SF	SF to PI	
20	T	3.0192	6.5520	6.7070	13.7524	10.5377	10.2296	9.0235	4.2985	64.1199			
	S	155.143	80.961	131.037	77.094	107.407	107.442	79.565	137.997	101.061			
21	T	3.0056	6.3812	6.6558	13.5620	10.4231	10.0782	8.9314	4.2943	63.3316			
	S	155.845	83.128	132.045	78.176	108.587	109.056	80.385	138.132	102.319			
22	T	2.9806	6.3840	6.5465	13.4306	10.5125	10.0430	8.8825	4.2874	63.0671			60.6983
	S	157.153	83.091	134.249	78.941	107.664	109.439	80.828	138.355	102.748			96.985

Event: Firestone Grand Prix of St. Petersburg
Track: St Petersburg Street Circuit
Report: Section Data Report
Session: Practice 2

Round 1
1.8 mile(s)

Verizon INDYCAR Series
March 28, 2014



Section Data for Car 12 - Power, Will

Lap	T/SF to I1	I1 to I2	I2 to I3	I3 to I4	I4 to I5	I5 to I6	I6 to I7	I7 to SF	Lap	PI to PO	PO to SF	SF to PI
1	T	3.1088	6.8163	7.0232	14.3761	11.1803	12.2411	9.3682	4.2977	68.4117		64.6772
	S	150.672	77.821	125.137	73.749	101.233	89.787	76.637	138.023	94.721		89.195
2	T	3.1358	6.9770	6.9205	13.7820	10.4716	10.5084	9.2401	4.2660	65.3014		
	S	149.375	76.029	126.994	76.928	108.085	104.592	77.700	139.049	99.232		
3	T	3.0181	6.6550	6.7567	13.6464	10.5482	10.7528	9.2017	4.3079	64.8868		
	S	155.200	79.708	130.073	77.693	107.300	102.214	78.024	137.696	99.866		
4	T	2.9768	6.6022	6.7709	13.8808	11.8761	11.0511	9.1447	4.2709	66.5735		
	S	157.353	80.345	129.800	76.381	95.302	99.455	78.510	138.889	97.336		
5	T	2.9994	6.6047	6.6316	13.6162	10.4712	10.2474	9.1711	4.2776	64.0192		61.6970
	S	156.168	80.315	132.527	77.865	108.089	107.256	78.284	138.672	101.220		95.415
6	T			7.2317	15.5502	12.1066	10.8893			513.4592	452.5559	63.2163
	S			121.529	68.181	93.488	100.933			12.620	2.359	91.256
7	T	3.0132	6.7264	6.6983	13.6537	10.4768	10.1862	9.1416	4.2979	64.1941		
	S	155.452	78.862	131.207	77.651	108.031	107.900	78.537	138.017	100.944		
8	T	3.0051	6.6249	6.7531	13.6524	10.5739	10.2310	9.1972	4.2857	64.3233		61.0925
	S	155.871	80.070	130.142	77.659	107.039	107.428	78.062	138.410	100.741		96.359
9	T			7.1186	14.7040	10.6678	10.4371			341.4311	284.2343	60.3408
	S			123.460	72.105	106.097	105.306			18.979	3.755	95.605
10	T	3.0221	6.5571	6.6430	13.5815	10.4794	10.0754	9.0869	4.3092	63.7546		
	S	154.995	80.898	132.299	78.064	108.004	109.087	79.010	137.655	101.640		
11	T	2.9921	6.4814	6.6674	13.5974	10.4112	10.1169	9.1508	4.3177	63.7349		
	S	156.549	81.843	131.815	77.973	108.712	108.639	78.458	137.384	101.671		
12	T	2.9850	6.5034	6.6318	13.6295	10.5873	10.1589	9.1358	4.2872	63.9189		60.1377
	S	156.921	81.566	132.523	77.789	106.903	108.190	78.587	138.361	101.378		97.889
13	T			7.7522	15.5591	11.3080	10.5781			148.2190	88.6752	63.3593
	S			113.370	68.142	100.090	103.902			43.719	12.037	91.050
14	T	3.0207	6.6946	6.8388	14.1914	10.4499	10.1635	9.1443	4.3130	64.8162		
	S	155.066	79.236	128.511	74.709	108.309	108.141	78.514	137.533	99.975		
15	T	2.9925	6.4398	6.5557	13.3855	10.2768	10.1209	8.9644	4.2851	63.0207		
	S	156.528	82.371	134.061	79.207	110.133	108.596	80.090	138.429	102.823		
16	T							8.8958		75.0506		
	S							80.707		86.342		
17	T			7.2984	14.8588	13.7543	11.2696					65.0959
	S			120.419	71.353	82.288	97.527					88.621
18	T	3.0053	7.1083	6.9932	14.0095	10.5477	10.1350	9.0741	4.2896	65.1627		
	S	155.861	74.625	125.674	75.679	107.305	108.445	79.121	138.284	99.443		
19	T	2.9852	6.4764	6.5126	13.3919	10.4304	10.3083	8.9410	4.2541	63.2999		
	S	156.910	81.906	134.948	79.169	108.511	106.622	80.299	139.438	102.370		

Event: Firestone Grand Prix of St. Petersburg
 Track: St Petersburg Street Circuit
 Report: Section Data Report
 Session: Practice 2

Round 1
 1.8 mile(s)

Verizon INDYCAR Series
 March 28, 2014



Section Data for Car 12 - Power, Will

Lap	T/SF to I1	I1 to I2	I2 to I3	I3 to I4	I4 to I5	I5 to I6	I6 to I7	I7 to SF	Lap	PI to PO	PO to SF	SF to PI
20	T	2.9843	6.4033	6.4884	13.3213	10.3015	9.9787	8.8971	4.2697	62.6443		
	S	156.958	82.841	135.452	79.589	109.869	110.144	80.695	138.928	103.441		
21	T	2.9820						8.9069	4.2832	71.6646		69.0664
	S	157.079						80.607	138.490	90.421		85.234
22	T			7.1854	14.9988	10.7204	10.3069				60.4248	
	S			122.312	70.687	105.576	106.636				95.472	
23	T	2.9825	6.3422	7.3699	14.8270	10.4449	10.2270	8.9249	4.2672	65.3856		
	S	157.053	83.639	119.250	71.507	108.361	107.470	80.444	139.010	99.104		
24	T	2.9693	6.4261	6.5480	13.3905	10.3589	10.0396	8.9189	4.2650	62.9163		
	S	157.751	82.547	134.219	79.178	109.260	109.476	80.498	139.081	102.994		
25	T	2.9574	6.3958	6.5029	13.3376	10.2643	10.0745	8.8855	4.2474	62.6654		58.9694
	S	158.385	82.938	135.149	79.492	110.267	109.096	80.801	139.658	103.406		99.828

Event: Firestone Grand Prix of St. Petersburg
Track: St Petersburg Street Circuit
Report: Section Data Report
Session: Practice 2

Round 1
1.8 mile(s)

Verizon INDYCAR Series
March 28, 2014



Section Data for Car 14 - Sato, Takuma

Lap	T/SF to I1	I1 to I2	I2 to I3	I3 to I4	I4 to I5	I5 to I6	I6 to I7	I7 to SF	Lap	PI to PO	PO to SF	SF to PI
1	T	3.2379	7.1463	7.3812	14.9217	10.8091	10.5497	10.0215	4.3677	68.4351		68.2547
	S	144.664	74.228	119.068	71.053	104.710	104.182	71.641	135.811	94.688		84.520
2	T	3.0246	6.6985	6.7749	13.8829	10.4117	10.5921	9.3219	4.2951	65.0017		
	S	154.866	79.190	129.723	76.369	108.706	103.765	77.018	138.107	99.690		
3	T	3.0011	6.5922	6.7220	13.5569	10.2899	10.1206	9.1303	4.2713	63.6843		
	S	156.079	80.467	130.744	78.206	109.993	108.599	78.634	138.876	101.752		
4	T	2.9805	6.5670	6.6472	13.5214	10.3681	10.0575	8.9786	4.2441	63.3644		
	S	157.158	80.776	132.216	78.411	109.164	109.281	79.963	139.766	102.266		
5	T	2.9970	6.5558	6.5550	13.6864	10.3803	13.3572	9.2515	4.2895	67.0727		64.8196
	S	156.293	80.914	134.075	77.466	109.035	82.285	77.604	138.287	96.612		90.818
6	T			9.1698	16.3367	11.3924	10.9645			483.0547	418.2209	67.3043
	S			95.843	64.898	99.349	100.241			13.415	2.552	85.713
7	T	3.1348	6.8054	7.0482	14.9005	10.9197	10.3308	9.4433	4.3151	66.8978		
	S	149.422	77.946	124.693	71.154	103.649	106.390	76.028	137.467	96.864		
8	T	2.9973	6.6689	6.7314	13.6795	10.3541	10.1112	9.0153	4.2532	63.8109		
	S	156.277	79.542	130.562	77.505	109.311	108.700	79.637	139.467	101.550		
9	T	2.9888	6.5876	6.6356	14.1020	10.9455	10.2091	9.0680	4.2659	64.8025		
	S	156.721	80.523	132.447	75.183	103.405	107.658	79.175	139.052	99.996		
10	T	2.9597	6.4855	6.6002	13.6367	10.2763	10.1050	9.0177	4.2518	63.3329		
	S	158.262	81.791	133.157	77.748	110.139	108.767	79.616	139.513	102.316		
11	T	2.9652	6.4650	6.6133	14.5767	10.5471	10.5840	9.1324	4.2679	65.1516		62.6159
	S	157.969	82.050	132.893	72.734	107.311	103.845	78.616	138.987	99.460		94.015
12	T			7.8098	15.6983	11.1587	10.8870			402.3422	341.6322	63.8425
	S			112.533	67.538	101.429	100.954			16.106	3.124	90.361
13	T	3.1499	6.8720	6.9967	14.5869	10.4349	10.3220	9.6472	4.3499	66.3595		
	S	148.706	77.191	125.611	72.684	108.465	106.480	74.421	136.367	97.650		
14	T	2.9710	6.4160	6.5874	13.5311	10.1957	9.9902	8.8946	4.2563	62.8423		
	S	157.660	82.677	133.416	78.355	111.009	110.017	80.718	139.366	103.115		
15	T	2.9599	6.4424	6.5325	13.4236	10.2239	9.9574	8.8131	4.2312	62.5840		
	S	158.252	82.338	134.537	78.982	110.703	110.379	81.464	140.192	103.541		
16	T	2.9516	6.3658	6.6519	16.5228			8.8494	4.2478	67.8899		66.1973
	S	158.697	83.329	132.122	64.168			81.130	139.644	95.449		88.928
17	T			8.1901	15.5687	12.8827	11.3177					68.2778
	S			107.308	68.100	87.856	97.113					84.491
18	T	3.0598	6.6916	7.4296				9.4683	4.2957	70.1112		68.2461
	S	153.085	79.272	118.292				75.827	138.087	92.425		86.259
19	T			7.3386	15.8453	11.7540	11.0709					63.9202
	S			119.759	66.911	96.292	99.277					90.251

Event: Firestone Grand Prix of St. Petersburg
 Track: St Petersburg Street Circuit
 Report: Section Data Report
 Session: Practice 2

Round 1
 1.8 mile(s)

Verizon INDYCAR Series
 March 28, 2014



Section Data for Car 14 - Sato, Takuma

Lap	T/SF to I1	I1 to I2	I2 to I3	I3 to I4	I4 to I5	I5 to I6	I6 to I7	I7 to SF	Lap	PI to PO	PO to SF	SF to PI
20	T	3.0460	6.6605	6.8273	14.2746	10.4078	10.2126	9.4173	4.2962	65.1423		
	S	153.778	79.642	128.728	74.274	108.747	107.621	76.238	138.071	99.475		
21	T	2.9651	6.4343	6.5606	13.6188	10.4632	10.9446	8.9260	4.2449	64.1575		
	S	157.974	82.442	133.961	77.850	108.171	100.423	80.434	139.740	101.001		
22	T	2.9435	6.3418	6.5615	13.4781	10.2264	10.0021	8.7758	4.2323	62.5615		
	S	159.133	83.644	133.942	78.663	110.676	109.886	81.811	140.156	103.578		
23	T	2.9407	6.3675	6.6966	14.2792	11.1299	11.5098	8.8112	4.2223	65.9572		65.2742
	S	159.285	83.307	131.240	74.250	101.692	95.492	81.482	140.488	98.246		90.186

Event: Firestone Grand Prix of St. Petersburg
Track: St Petersburg Street Circuit
Report: Section Data Report
Session: Practice 2

Round 1
1.8 mile(s)

Verizon INDYCAR Series
March 28, 2014



Section Data for Car 15 - Rahal, Graham

Lap	T/SF to I1	I1 to I2	I2 to I3	I3 to I4	I4 to I5	I5 to I6	I6 to I7	I7 to SF	Lap	PI to PO	PO to SF	SF to PI
1	T	3.1291	7.0955	7.2750	14.4528	10.6878	10.5715	9.9481	4.3615	67.5213	68.8827	
	S	149.695	74.759	120.806	73.358	105.898	103.967	72.170	136.004	95.970	83.749	
2	T	3.0346	6.7447	6.7889	13.9792	10.5828	12.6892	9.2947	4.2852	67.3993		64.6624
	S	154.356	78.648	129.456	75.843	106.949	86.616	77.243	138.426	96.143		91.039
3	T			6.8904	15.0151	10.7461	10.4372			79.7834	21.4945	60.8884
	S			127.549	70.611	105.324	105.305			81.220	49.659	94.745
4	T	3.0267	6.6601	6.7468	13.9790	10.6183	10.3526	9.1594	4.2831	64.8260		
	S	154.759	79.647	130.264	75.844	106.591	106.166	78.384	138.494	99.960		
5	T	2.9967	6.6054	6.7317	13.9662	10.5833	11.5438	9.2308	4.2885	65.9464		63.1815
	S	156.308	80.306	130.556	75.914	106.944	95.210	77.778	138.319	98.262		93.173
6	T			7.3203	15.8422	12.2560	11.5012			433.9177	64.7200	
	S			120.058	66.924	92.348	95.563			14.934	89.136	
7	T	3.0107	6.6401	6.8160	14.6985	13.5261	10.4166	9.3354	4.3024	68.7458		
	S	155.581	79.887	128.941	72.132	83.677	105.513	76.907	137.872	94.260		
8	T	3.0009	6.5987	6.7088	13.8292	10.5333	10.1981	9.1997	4.2939	64.3626		
	S	156.090	80.388	131.002	76.666	107.451	107.774	78.041	138.145	100.680		
9	T	2.9790	6.6335	6.6698	14.7718	11.0630	10.3137	9.2181	4.3007	65.9496		
	S	157.237	79.966	131.768	71.774	102.307	106.566	77.885	137.927	98.257		
10	T	2.9670	6.4562	6.6630	13.8346	10.4254	10.1995	9.0801	4.2721	63.8979		60.8270
	S	157.873	82.162	131.902	76.636	108.564	107.759	79.069	138.850	101.412		96.780
11	T			7.2309	14.9564	10.6527	10.5480			240.9512	183.0987	61.1853
	S			121.543	70.888	106.247	104.199			26.893	5.830	94.285
12	T	3.0736	6.5760	6.7239	13.6646	10.3110	10.0922	9.3095	4.3046	64.0554		
	S	152.398	80.665	130.707	77.589	109.768	108.905	77.121	137.802	101.162		
13	T	2.9828	6.3758	6.5568	13.3565	10.2525	10.0572	8.9363	4.2790	62.7969		
	S	157.037	83.198	134.038	79.379	110.394	109.284	80.341	138.626	103.190		
14	T	2.9637	6.2991	6.5736	13.3338	10.3497	9.9861	8.8549	4.2513	62.6122		
	S	158.049	84.211	133.696	79.514	109.358	110.062	81.080	139.530	103.494		
15	T	2.9929	6.7937	6.8079	13.9024	10.4525	10.5944	9.0488	4.2406	64.8332		61.9978
	S	156.507	78.080	129.095	76.262	108.282	103.743	79.343	139.882	99.949		94.952
16	T			7.7891	15.1949	10.9243	11.1857			484.3552	424.6454	62.9875
	S			112.833	69.775	103.606	98.259			13.379	2.514	91.587
17	T	3.0634	6.5585	6.7424	13.7413	10.4957	10.2741	9.4021	4.3296	64.6071		
	S	152.905	80.880	130.349	77.156	107.836	106.977	76.361	137.006	100.299		
18	T	2.9771	6.4654	6.6583	13.7159	10.4885	10.0883	9.0990	4.2755	63.7680		
	S	157.337	82.045	131.995	77.299	107.910	108.947	78.905	138.740	101.618		
19	T	2.9648	6.4676	6.5811	13.5434	10.3034	10.0744	9.0161	4.2708	63.2216		
	S	157.990	82.017	133.544	78.284	109.849	109.097	79.630	138.892	102.497		

Event: Firestone Grand Prix of St. Petersburg
 Track: St Petersburg Street Circuit
 Report: Section Data Report
 Session: Practice 2

Round 1
 1.8 mile(s)

Verizon INDYCAR Series
 March 28, 2014



Section Data for Car 15 - Rahal, Graham

Lap	T/SF to I1	I1 to I2	I2 to I3	I3 to I4	I4 to I5	I5 to I6	I6 to I7	I7 to SF	Lap	PI to PO	PO to SF	SF to PI
20	T	2.9580	6.4804	6.5900	14.5845			8.9275	4.2370	67.5352		65.5926
	S	158.353	81.855	133.363	72.695			80.421	140.000	95.950		89.748
21	T			7.5705	14.4040	10.4948	10.2551				61.7073	
	S			116.091	73.606	107.846	107.175				93.488	
22	T	3.0068	6.5345	6.6346	13.6594	10.4100	10.1111	9.2547	4.2789	63.8900		
	S	155.783	81.178	132.467	77.619	108.724	108.701	77.577	138.630	101.424		
23	T	2.9772	6.4884	6.6445	13.5552	10.3927	10.1755	9.0931	4.2749	63.6015		60.8003
	S	157.332	81.754	132.269	78.216	108.905	108.013	78.956	138.759	101.884		96.822

Event: Firestone Grand Prix of St. Petersburg
Track: St Petersburg Street Circuit
Report: Section Data Report
Session: Practice 2

Round 1
1.8 mile(s)

Verizon INDYCAR Series
March 28, 2014



Section Data for Car 17 - Saavedra, Sebastian

Lap	T/SF to I1	I1 to I2	I2 to I3	I3 to I4	I4 to I5	I5 to I6	I6 to I7	I7 to SF	Lap	PI to PO	PO to SF	SF to PI
1	T	4.2302	7.9661	9.0597	16.7869	11.3309	11.5880	11.1985	5.6782	77.8385		77.3779
	S	110.730	66.589	97.008	63.158	99.888	94.847	64.112	104.467	83.249		74.554
2	T	3.1686	8.0462	7.5506	16.8858	11.2019	11.5057	10.3725	4.3850	73.1163		
	S	147.828	65.926	116.397	62.788	101.038	95.526	69.217	135.275	88.626		
3	T	3.3176	7.5731	8.2929	15.8357	10.7999	10.6529	10.2205	4.3747	71.0673		
	S	141.189	70.045	105.978	66.952	104.799	103.173	70.247	135.594	91.181		
4	T	3.0643	6.8454	6.9182	14.1687	10.6094	10.4896	9.6795	4.3230	66.0981		
	S	152.860	77.491	127.036	74.829	106.681	104.779	74.173	137.215	98.036		
5	T	3.0374	6.9038	7.0831	14.9138	10.7121	282.4731	9.2849	4.2694	338.6776		337.0607
	S	154.214	76.835	124.079	71.090	105.658	3.891	77.325	138.938	19.133		17.465
6	T			8.9077	16.7823	11.8775	11.2542					68.2711
	S			98.663	63.175	95.291	97.661					84.499
7	T	3.1244	6.9666	6.9940	14.0505	10.5310	10.3628	9.4604	4.3476	65.8373		
	S	149.920	76.143	125.660	75.458	107.475	106.061	75.891	136.439	98.424		
8	T	3.0216	6.5980	6.8297	13.7257	10.4402	10.2237	9.1673	4.2887	64.2949		
	S	155.020	80.396	128.683	77.244	108.410	107.504	78.317	138.313	100.786		
9	T	3.0212	6.5233	6.8572	13.7247	10.4155	10.1918	9.1553	4.2865	64.1755		
	S	155.041	81.317	128.167	77.250	108.667	107.841	78.420	138.384	100.973		
10	T	3.0061	6.5905	6.7713	13.8099	10.4686	10.2389	9.3600	4.3289	64.5742		
	S	155.820	80.488	129.792	76.773	108.116	107.345	76.705	137.028	100.350		
11	T	3.0049	6.5999	6.7553	13.7790	10.4656	10.2716	9.2841	4.3109	64.4713		61.1611
	S	155.882	80.373	130.100	76.945	108.147	107.003	77.332	137.600	100.510		96.251
12	T			8.6670	15.9390	11.1307	11.8505			635.3468	571.1719	67.7701
	S			101.403	66.518	101.684	92.746			10.199	1.869	85.124
13	T	3.0681	6.8031	6.7813	13.7957	10.5507	10.3612	9.5588	4.3212	65.2401		
	S	152.671	77.972	129.601	76.852	107.274	106.078	75.109	137.272	99.325		
14	T	2.9895	6.6261	6.6588	13.7407	10.5146	10.2953	9.1218	4.2664	64.2132		
	S	156.685	80.055	131.985	77.160	107.643	106.757	78.708	139.036	100.914		
15	T	2.9979	6.6138	6.7196	13.7864	10.4606	10.1631	9.0908	4.2955	64.1277		
	S	156.246	80.204	130.791	76.904	108.198	108.145	78.976	138.094	101.048		
16	T	2.9764	6.5605	6.7122	14.0375			9.1712	4.2889	66.9578		64.4093
	S	157.374	80.856	130.935	75.528			78.284	138.306	96.777		91.397
17	T			7.3031	14.5358	10.5631	10.3354					60.3890
	S			120.341	72.939	107.148	106.342					95.528
18	T	3.0009	6.6315	6.7212	13.6624	10.4875	10.1978	9.0881	4.3044	64.0938		
	S	156.090	79.990	130.760	77.602	107.921	107.777	78.999	137.808	101.102		
19	T	2.9762	6.5429	6.7510	13.6387	10.4629	10.1176	9.0776	4.2753	63.8422		60.6594
	S	157.385	81.073	130.183	77.737	108.174	108.632	79.091	138.746	101.500		97.047

Event: Firestone Grand Prix of St. Petersburg
Track: St Petersburg Street Circuit
Report: Section Data Report
Session: Practice 2

Round 1
1.8 mile(s)

Verizon INDYCAR Series
March 28, 2014



Section Data for Car 18 - Huertas, Carlos (R)

Lap	T/SF to I1	I1 to I2	I2 to I3	I3 to I4	I4 to I5	I5 to I6	I6 to I7	I7 to SF	Lap	PI to PO	PO to SF	SF to PI
1	T	3.4431	7.7605	7.4284	15.9587	11.8307	11.4142	10.5582	4.4512	72.8450	77.2068	
	S	136.043	68.353	118.311	66.436	95.668	96.292	68.000	133.263	88.956	74.720	
2	T	3.1645	7.2460	7.0125	14.6900	10.6826	11.1372	9.7378	4.3867	68.0573		66.6803
	S	148.020	73.207	125.328	72.173	105.950	98.686	73.729	135.223	95.214		88.284
3	T			9.1555	17.9629	12.2895	12.3620				71.8669	
	S			95.993	59.023	92.096	88.909				80.271	
4	T	3.3675	7.5327	7.3810	15.1926	11.6691	11.2651	10.0766	4.4347	70.9193		
	S	139.097	70.420	119.071	69.786	96.993	97.566	71.250	133.759	91.371		
5	T	3.2434	7.7727	7.1494	14.9144	10.7748	10.8727	9.9118	4.3999	69.0391		
	S	144.419	68.246	122.928	71.087	105.043	101.087	72.434	134.817	93.860		
6	T	3.1511	7.0278	6.8683	14.6381	10.7110	10.7178	9.5743	4.3664	67.0548		
	S	148.649	75.479	127.959	72.429	105.669	102.548	74.988	135.851	96.637		
7	T	3.2069	7.1230	6.8774	14.5666	10.6641	10.5557	9.4050	4.4090	66.8077		
	S	146.063	74.471	127.790	72.785	106.133	104.123	76.338	134.539	96.995		
8	T	3.1077	7.0601	6.8671	14.2124	10.6714	10.5884	9.4811	4.3780	66.3662		
	S	150.725	75.134	127.982	74.599	106.061	103.801	75.725	135.492	97.640		
9	T	3.1042	6.8997	6.8439	14.2730	10.6593	10.4920	9.5476	4.3954	66.2151		
	S	150.895	76.881	128.416	74.282	106.181	104.755	75.197	134.955	97.863		
10	T	3.0976	6.9849	6.8023	14.2499	10.5816	10.3733	9.4601	4.3610	65.9107		
	S	151.217	75.943	129.201	74.402	106.961	105.954	75.893	136.020	98.315		
11	T	3.1151	7.0470	6.7953	14.1200	10.6011	10.5370	9.4991	4.3870	66.1016		
	S	150.367	75.274	129.334	75.087	106.764	104.308	75.581	135.214	98.031		
12	T	3.1145	7.0171	6.7914	14.0361	10.5651	10.4362	9.3835	4.3845	65.7284		62.8841
	S	150.396	75.595	129.408	75.536	107.128	105.315	76.512	135.291	98.588		93.614
13	T			9.9686	18.6468	12.7281				370.1374	298.6285	
	S			88.163	56.858	88.923				17.507	3.574	
14	T			8.3140	16.5130	11.6364	11.8533					67.3114
	S			105.709	64.206	97.265	92.724					85.704
15	T	3.2707	7.1259	7.0930	14.6634	10.6753	10.4653	9.8474	4.3801	67.5211		
	S	143.214	74.440	123.906	72.304	106.022	105.022	72.908	135.427	95.970		
16	T	3.1229	6.8531	6.8830	13.9366	10.5165	10.3268	9.1337	4.3452	65.1178		
	S	149.992	77.404	127.686	76.075	107.623	106.431	78.605	136.514	99.512		
17	T	3.0841	6.7923	6.7855	13.7231	10.4998		9.2021	4.3554	67.5250		66.4531
	S	151.879	78.096	129.521	77.259	107.794		78.021	136.195	95.964		88.586
18	T			7.4628	15.4578	10.9343	10.8635				62.8143	
	S			117.766	68.588	103.511	101.173				91.840	
19	T	3.0889	6.8484	6.8890	14.0636	10.5037	10.4391	9.4091	4.3442	65.5860		
	S	151.643	77.457	127.575	75.388	107.754	105.286	76.304	136.546	98.802		

Event: Firestone Grand Prix of St. Petersburg
 Track: St Petersburg Street Circuit
 Report: Section Data Report
 Session: Practice 2

Round 1
 1.8 mile(s)

Verizon INDYCAR Series
 March 28, 2014



Section Data for Car 18 - Huertas, Carlos (R)

Lap	T/SF to I1	I1 to I2	I2 to I3	I3 to I4	I4 to I5	I5 to I6	I6 to I7	I7 to SF	Lap	PI to PO	PO to SF	SF to PI	
20	T	3.0530	6.7063	6.8053	13.8043	10.5038	10.3649	9.2888	4.3382	64.8646			
	S	153.426	79.098	129.144	76.804	107.753	106.040	77.292	136.735	99.900			
21	T	3.0550	6.7108	6.7450	13.6639	10.3898	10.3406	9.1198	4.3232	64.3481			
	S	153.325	79.045	130.299	77.593	108.936	106.289	78.725	137.209	100.702			
22	T	3.0513	6.7698	6.8016	14.1797	15.7614	15.3232	9.1518	4.3432				74.4126
	S	153.511	78.356	129.214	74.771	71.809	71.727	78.450	136.577				79.111

Event: Firestone Grand Prix of St. Petersburg
Track: St Petersburg Street Circuit
Report: Section Data Report
Session: Practice 2

Round 1
1.8 mile(s)

Verizon INDYCAR Series
March 28, 2014



Section Data for Car 19 - Wilson, Justin

Lap	T/SF to I1	I1 to I2	I2 to I3	I3 to I4	I4 to I5	I5 to I6	I6 to I7	I7 to SF	Lap	PI to PO	PO to SF	SF to PI
1	T		7.6669	15.9230	10.9253	10.6760			203.1668	141.4265	63.3765	
	S		114.631	66.585	103.596	102.950			31.895	7.547	91.025	
2	T	3.0238	6.8552	6.9344	13.8805	10.4960	10.3770	9.4049	4.3127	65.2845		
	S	154.907	77.380	126.740	76.382	107.833	105.916	76.338	137.543	99.258		
3	T	3.0533	6.5631	6.6201	15.4837			9.0871	4.3207	69.8914		67.1604
	S	153.411	80.824	132.757	68.474			79.008	137.288	92.715		87.653
4	T		7.5246	15.0249	10.6374	12.1618					63.0684	
	S		116.799	70.565	106.400	90.372					91.470	
5	T	3.0494	6.6218	6.8249	13.8552	10.7305	12.0136	9.3685	4.3265	66.7904		
	S	153.607	80.107	128.773	76.522	105.477	91.487	76.635	137.104	97.020		
6	T	2.9943	6.5004	6.6922	13.8545	10.7091	10.2896	9.0770	4.3062	64.4233		
	S	156.434	81.603	131.327	76.526	105.688	106.816	79.096	137.751	100.585		
7	T	2.9841	6.4980	6.5884	13.5587	10.4854	10.2845	9.1008	4.2965	63.7964		60.5292
	S	156.968	81.634	133.396	78.195	107.942	106.869	78.889	138.062	101.573		97.256
8	T		7.2093	14.9825	10.6928	10.6272			648.6983	590.5874	61.4210	
	S		121.907	70.764	105.849	103.422			9.989	1.807	93.923	
9	T	3.0379	6.5006	6.7057	13.6072	10.4056	10.2937	9.1177	4.3225	63.9909		
	S	154.188	81.601	131.062	77.917	108.770	106.773	78.743	137.231	101.264		
10	T	3.0040	6.5144	6.6139	13.4963	10.4299	10.2198	8.9742	4.2951	63.5476		
	S	155.928	81.428	132.881	78.557	108.517	107.545	80.002	138.107	101.971		
11	T	3.0083						9.0008	4.3181	68.3998		65.4713
	S	155.706						79.766	137.371	94.737		89.914
12	T		6.9372	15.0597	10.6617	10.4803					60.6516	
	S		126.689	70.402	106.157	104.872					95.115	
13	T	3.0484	6.4702	6.6507	13.8932	10.6273	10.2041	9.0910	4.3408	64.3257		
	S	153.657	81.984	132.146	76.313	106.501	107.711	78.974	136.653	100.737		
14	T	3.0012	6.8780	7.3106	13.9720	10.4598	10.4384	9.0376	4.3260	65.4236		
	S	156.074	77.123	120.218	75.882	108.206	105.293	79.441	137.120	99.047		
15	T	2.9889	6.6578	6.8715	13.9668	10.6475	10.1336	9.2192	4.3094	64.7947		
	S	156.716	79.674	127.900	75.911	106.299	108.460	77.876	137.648	100.008		
16	T	3.0086	6.4564	6.6180	14.1806	10.4441	10.1273	9.0771	4.3385	64.2506		61.2498
	S	155.690	82.159	132.799	74.766	108.369	108.528	79.095	136.725	100.855		96.112

Event: Firestone Grand Prix of St. Petersburg
Track: St Petersburg Street Circuit
Report: Section Data Report
Session: Practice 2

Round 1
1.8 mile(s)

Verizon INDYCAR Series
March 28, 2014



Section Data for Car 2 - Montoya, Juan Pablo

Lap	T/SF to I1	I1 to I2	I2 to I3	I3 to I4	I4 to I5	I5 to I6	I6 to I7	I7 to SF	Lap	PI to PO	PO to SF	SF to PI
1	T	3.4092	7.1606	7.3444	14.6960	10.8560	10.7386	9.8708	4.4084	68.4840		69.0317
	S	137.396	74.080	119.664	72.144	104.257	102.350	72.735	134.557	94.621		83.568
2	T	3.0926	6.7853	6.8401	13.9489	10.6711	13.3399	9.2711	4.2879	68.2369		
	S	151.461	78.177	128.487	76.008	106.064	82.391	77.440	138.339	94.963		
3	T	3.0359	6.6419	6.7865	14.0727	10.7546	10.3160	9.2815	4.3518	65.2409		
	S	154.290	79.865	129.502	75.339	105.240	106.542	77.353	136.307	99.324		
4	T	3.0470	6.6958	6.7254	13.7662	10.5099	10.2082	9.3221	4.3464	64.6210		61.8414
	S	153.728	79.222	130.678	77.017	107.691	107.667	77.016	136.477	100.277		95.192
5	T			8.7183	18.2915	12.7885	12.1108			636.9631	568.8346	73.1988
	S			100.807	57.963	88.503	90.753			10.173	1.876	78.811
6	T	3.8500	7.0766	7.5994	50.8510	12.6389	12.6258	10.7493	5.2099	110.6009		
	S	121.665	74.959	115.649	20.850	89.550	87.051	66.791	113.857	58.589		
7	T	3.0786	6.7063	6.7749	13.7187	10.4388	10.4478	9.4442	4.2975	64.9068		
	S	152.150	79.098	129.723	77.283	108.424	105.198	76.021	138.030	99.835		
8	T	3.0077	6.5718	7.2015	13.9309	10.4690	10.9500	8.9969	4.2846	65.4124		63.0738
	S	155.737	80.717	122.039	76.106	108.111	100.374	79.800	138.445	99.064		93.332
9	T			7.7140	16.3101	11.1776	11.0982			436.1194	374.4511	64.3396
	S			113.931	65.004	101.258	99.033			14.858	2.851	89.663
10	T	3.2307	6.7807	6.9545	14.1700	10.3836	10.2784	9.2855	4.3287	65.4121		
	S	144.987	78.230	126.373	74.822	109.001	106.932	77.320	137.035	99.064		
11	T	3.0472	6.4980	6.6923	13.6459	10.3775	10.1885	9.0027	4.3014	63.7535		
	S	153.718	81.634	131.325	77.696	109.065	107.876	79.749	137.904	101.641		
12	T	2.9995	6.4313	6.6962	15.6672			9.0425	4.2988	68.4806		66.3208
	S	156.162	82.480	131.248	67.672			79.398	137.988	94.625		88.763
13	T			7.6481	15.3127	10.6497	10.4498					62.2581
	S			114.913	69.238	106.277	105.178					92.660
14	T	3.0162	6.5368	6.6600	13.5281	10.3711	10.2063	9.1022	4.3071	63.7278		
	S	155.298	81.149	131.962	78.372	109.132	107.687	78.877	137.722	101.682		
15	T	3.0061	6.4089	6.6042	13.6211	10.3162	10.1552	9.0192	4.3315	63.4624		
	S	155.820	82.768	133.076	77.837	109.713	108.229	79.603	136.946	102.108		
16	T	3.5206	7.4471					8.9528	4.2921	72.0816		69.6711
	S	133.048	71.230					80.193	138.203	89.898		84.494
17	T			7.3586	15.5605	12.2328	10.9423					64.5316
	S			119.434	68.136	92.523	100.444					89.396
18	T	3.0330	6.5532	6.9238	13.9083	10.4568	11.1187	9.2690	4.2969	65.5597		
	S	154.438	80.946	126.934	76.230	108.238	98.851	77.458	138.049	98.841		
19	T	3.0007	6.4653	6.6688	13.6388	10.3735	10.6407	9.0023	4.3045	64.0946		
	S	156.100	82.046	131.787	77.736	109.107	103.291	79.752	137.805	101.101		

Event: Firestone Grand Prix of St. Petersburg
Track: St Petersburg Street Circuit
Report: Section Data Report
Session: Practice 2

Round 1
1.8 mile(s)

Verizon INDYCAR Series
March 28, 2014



Section Data for Car 2 - Montoya, Juan Pablo

Lap	T/SF to I1	I1 to I2	I2 to I3	I3 to I4	I4 to I5	I5 to I6	I6 to I7	I7 to SF	Lap	PI to PO	PO to SF	SF to PI
20	T	2.9835	6.5126	6.6356	13.6957	10.3781		8.9673	4.2953			
	S	157.000	81.451	132.447	77.413	109.058		80.064	138.100			

Event: Firestone Grand Prix of St. Petersburg
Track: St Petersburg Street Circuit
Report: Section Data Report
Session: Practice 2

Round 1
1.8 mile(s)

Verizon INDYCAR Series
March 28, 2014



Section Data for Car 20 - Conway, Mike

Lap	T/SF to I1	I1 to I2	I2 to I3	I3 to I4	I4 to I5	I5 to I6	I6 to I7	I7 to SF	Lap	PI to PO	PO to SF	SF to PI
1	T	3.0880	6.9786	6.8586	14.2093	10.5285	10.3521	9.6663	4.3800	66.0614		74.1268
	S	151.687	76.012	128.140	74.615	107.500	106.171	74.274	135.430	98.091		77.824
2	T	3.0170	6.6595	6.7279	13.6333	10.3937	10.6295	9.2713	4.3647	64.6969		
	S	155.257	79.654	130.630	77.767	108.895	103.400	77.438	135.904	100.159		
3	T	3.0149	6.5758	6.7286	13.6572	10.4227	10.1782	9.1559	4.3094	64.0427		
	S	155.365	80.668	130.616	77.631	108.592	107.985	78.414	137.648	101.182		
4	T	3.0042	6.5417	6.6607	13.6133	10.3685	10.2035	9.0845	4.3178	63.7942		
	S	155.918	81.088	131.948	77.882	109.159	107.717	79.031	137.381	101.577		
5	T	2.9905	6.5424	6.6517	13.5913	10.4837	11.1540	9.0899	4.3244	64.8279		
	S	156.632	81.080	132.126	78.008	107.960	98.538	78.984	137.171	99.957		
6	T							9.0832	4.3024	76.6747		
	S							79.042	137.872	84.513		
7	T			7.9008	16.7606	12.5809	13.6739					69.9539
	S			111.237	63.257	89.963	80.379					82.467
8	T	3.0872	6.6449	6.8539	13.7283	10.4639	10.3287	9.5830	4.3799	65.0698		
	S	151.726	79.829	128.228	77.229	108.164	106.411	74.920	135.433	99.585		
9	T	2.9961	6.6019	6.7517	13.7619	10.5106	13.4780	9.0923	4.3055	67.4980		
	S	156.340	80.349	130.169	77.041	107.683	81.547	78.963	137.773	96.003		
10	T	2.9780	6.5808	6.7758	13.6188	10.5533	10.1951	9.0088	4.2898	64.0004		
	S	157.290	80.606	129.706	77.850	107.248	107.806	79.695	138.277	101.249		
11	T	2.9938	6.4938	6.7169	13.5498	10.3890	10.1491	9.0867	4.3200	63.6991		
	S	156.460	81.686	130.844	78.247	108.944	108.294	79.012	137.311	101.728		
12	T	2.9838	6.5836	6.7391	13.6673	10.5101	10.1942	9.1284	4.3210	64.1275		60.7901
	S	156.984	80.572	130.413	77.574	107.689	107.815	78.651	137.279	101.049		96.838
13	T			7.4290	15.0084	11.0415				461.4755	400.6571	
	S			118.302	70.642	102.506				14.042	2.664	
14	T			7.5906	15.3656	11.1394	12.5873					64.7829
	S			115.783	69.000	101.605	87.317					89.049
15	T	3.1757	7.1443	7.0739	14.1748	10.7116	11.4700	9.5521	4.4473	67.7497		
	S	147.498	74.249	124.240	74.797	105.663	95.823	75.162	133.380	95.646		
16	T	3.0223	6.6041	6.7387	13.5195	10.3948	10.1639	9.1024	4.3700	63.9157		
	S	154.984	80.322	130.420	78.422	108.883	108.137	78.875	135.740	101.384		
17	T	2.9787	6.5059	6.6088	13.5852	10.4294		9.0121	4.3040	65.7681		64.9223
	S	157.253	81.534	132.984	78.043	108.522		79.666	137.821	98.528		90.675
18	T			6.6968	14.2094	16.7094	11.0675					65.8338
	S			131.236	74.614	67.735	99.308					87.628
19	T	3.0161	6.4692	6.6428	13.6632	10.4588	12.2494	9.1496	4.3266	65.9757		
	S	155.303	81.997	132.303	77.597	108.217	89.726	78.468	137.101	98.218		

Event: Firestone Grand Prix of St. Petersburg
Track: St Petersburg Street Circuit
Report: Section Data Report
Session: Practice 2

Round 1
1.8 mile(s)

Verizon INDYCAR Series
March 28, 2014



Section Data for Car 20 - Conway, Mike

Lap	T/SF to I1	I1 to I2	I2 to I3	I3 to I4	I4 to I5	I5 to I6	I6 to I7	I7 to SF	Lap	PI to PO	PO to SF	SF to PI
20	T	2.9743	6.4708	6.6417	13.5480	10.3754	10.2449	9.0375	4.3410	63.6336		
	S	157.485	81.977	132.325	78.257	109.087	107.282	79.442	136.646	101.833		
21	T	2.9657	6.5158	6.6115	13.6463	10.3640	10.1862	9.0856	4.3108	63.6859		60.4587
	S	157.942	81.411	132.930	77.693	109.207	107.900	79.021	137.604	101.749		97.369

Event: Firestone Grand Prix of St. Petersburg
 Track: St Petersburg Street Circuit
 Report: Section Data Report
 Session: Practice 2

Round 1
 1.8 mile(s)

Verizon INDYCAR Series
 March 28, 2014



Section Data for Car 25 - Andretti, Marco

Lap	T/SF to I1	I1 to I2	I2 to I3	I3 to I4	I4 to I5	I5 to I6	I6 to I7	I7 to SF	Lap	PI to PO	PO to SF	SF to PI
1	T	3.1304	6.9107	7.0738	14.2247	10.6879	11.3170	9.4888	4.3806	67.2139		65.8709
	S	149.632	76.758	124.242	74.534	105.897	97.119	75.663	135.411	96.409		87.578
2	T	3.3658	7.0875	6.8848	14.0530	10.5378	10.4142	9.3997	4.3196	66.0624		
	S	139.167	74.844	127.653	75.445	107.406	105.538	76.381	137.323	98.089		
3	T	3.0416	6.6070	6.7190	13.8689	10.3927	10.3466	9.1732	4.3123	64.4613		
	S	154.001	80.287	130.803	76.446	108.905	106.227	78.267	137.556	100.525		
4	T	3.0349	6.7571	7.5844	15.1104	11.4883	11.2144	9.1899	4.3096	68.6890		65.6525
	S	154.341	78.503	115.878	70.165	98.519	98.007	78.124	137.642	94.338		89.666
5	T			7.8777	17.0107	11.5459	11.7015			537.7465	474.9194	65.9623
	S			111.563	62.327	98.028	93.927			12.050	2.248	87.457
6	T	3.0808	6.7322	6.8854	13.8765	10.5078	10.4509	9.2615	4.3367	65.1318		
	S	152.041	78.794	127.642	76.405	107.712	105.167	77.520	136.782	99.491		
7	T	3.0194	6.5681	6.7695	14.6111	10.7669	10.5222	9.1778	4.3049	65.7399		
	S	155.133	80.762	129.827	72.563	105.120	104.454	78.227	137.792	98.570		
8	T	3.0181	6.5602	6.6641	13.6861	10.3371	10.1863	9.1313	4.3287	63.9119		
	S	155.200	80.860	131.880	77.467	109.491	107.899	78.626	137.035	101.390		
9	T	3.0095	6.5846	6.6800	13.6878	10.5641	10.7719	9.2334	4.3298	64.8611		61.9372
	S	155.643	80.560	131.566	77.458	107.138	102.033	77.756	137.000	99.906		95.045
10	T			7.8102	16.1404	11.3678	11.0146			526.2762	465.1928	64.2539
	S			112.528	65.688	99.564	99.785			12.313	2.295	89.782
11	T	3.2482	6.7966	6.9434	14.1849	10.5226	10.4259	9.4240	4.3858	65.9314		
	S	144.206	78.047	126.575	74.743	107.561	105.419	76.184	135.251	98.284		
12	T	3.0067	6.4036	6.7379	13.7749	11.9497	11.8496	9.0821	4.3362	67.1407		
	S	155.788	82.837	130.436	76.968	94.715	92.753	79.052	136.798	96.514		
13	T	3.0045	6.6155	6.8132	14.4554	11.0320	10.3774	8.9693	4.3027	65.5700		64.2683
	S	155.903	80.184	128.994	73.345	102.594	105.912	80.046	137.863	98.826		91.598
14	T			7.5282	15.7869	11.1333	11.4134					63.2548
	S			116.743	67.159	101.661	96.298					91.200
15	T	3.0753	6.6397	6.8471	14.7814	10.5774	10.3297	9.1312	4.3181	65.6999		
	S	152.313	79.891	128.356	71.727	107.003	106.401	78.627	137.371	98.630		
16	T	2.9954	6.5305	6.6319	13.6988	10.3881	10.2267	8.9776	4.2933	63.7423		
	S	156.376	81.227	132.521	77.396	108.953	107.473	79.972	138.165	101.659		
17	T	3.6150	7.1489	6.8955	14.1653	10.5990	10.2814	9.4906	4.7185	66.9142		
	S	129.574	74.201	127.455	74.847	106.785	106.901	75.649	125.714	96.840		
18	T	3.0082	6.5273	6.5622	13.5078			8.9800	4.2852	63.5347		62.0948
	S	155.711	81.267	133.928	78.490			79.950	138.426	101.992		94.804
19	T			7.3566	15.1550	10.9185	10.6196					61.8825
	S			119.466	69.959	103.661	103.496					93.223

Event: Firestone Grand Prix of St. Petersburg
 Track: St Petersburg Street Circuit
 Report: Section Data Report
 Session: Practice 2

Round 1
 1.8 mile(s)

Verizon INDYCAR Series
 March 28, 2014



Section Data for Car 25 - Andretti, Marco

Lap	T/SF to I1	I1 to I2	I2 to I3	I3 to I4	I4 to I5	I5 to I6	I6 to I7	I7 to SF	Lap	PI to PO	PO to SF	SF to PI
20	T	3.0375	6.5317	6.7978	14.4879	10.5669	10.3087	9.0444	4.3118	65.0867		
	S	154.209	81.212	129.286	73.180	107.110	106.618	79.381	137.572	99.560		
21	T	3.0039	6.4677	6.5882	13.5760	10.3816	10.0750	8.9992	4.3161	63.4077		61.1687
	S	155.934	82.016	133.400	78.096	109.022	109.091	79.780	137.435	102.196		96.239

Event: Firestone Grand Prix of St. Petersburg
Track: St Petersburg Street Circuit
Report: Section Data Report
Session: Practice 2

Round 1
1.8 mile(s)

Verizon INDYCAR Series
March 28, 2014



Section Data for Car 27 - Hinchcliffe, James

Lap	T/SF to I1	I1 to I2	I2 to I3	I3 to I4	I4 to I5	I5 to I6	I6 to I7	I7 to SF	Lap	PI to PO	PO to SF	SF to PI	
1	T	3.0761	6.8669	6.9467	14.2267	11.7216	11.7086	9.6923	4.3369	70.2007		73.3920	66.3462
	S	152.274	77.248	126.515	74.524	96.558	93.870	74.075	136.776	92.307		78.603	88.729
2	T			7.9965	16.6084	11.8814	11.4112					67.8009	
	S			109.906	63.837	95.260	96.317					85.085	
3	T	3.0639	6.8345	6.9868	14.2083	10.5820	10.3898	9.4329	4.3136	65.8118			
	S	152.880	77.614	125.789	74.620	106.957	105.786	76.112	137.514	98.463			
4	T	3.0103	6.6863	6.8170	13.8554	10.4135	10.1417	9.2230	4.2942	64.4414			
	S	155.602	79.335	128.922	76.521	108.688	108.373	77.844	138.136	100.556			
5	T	2.9971	6.6218	6.7804	13.7286	10.3851	10.1095	9.3258	4.3479	64.2962			
	S	156.287	80.107	129.618	77.228	108.985	108.719	76.986	136.429	100.784			
6	T	2.9849	6.5778	6.6791	13.5590	10.4473	10.1776	9.1255	4.3298	63.8810			
	S	156.926	80.643	131.584	78.194	108.336	107.991	78.676	137.000	101.439			
7	T	2.9641	6.5759	6.6755	13.7338	10.4900	10.2166	9.1823	4.2795	64.1177			60.3795
	S	158.027	80.666	131.655	77.198	107.895	107.579	78.189	138.610	101.064			97.497
8	T			7.3934	15.2478	12.1658	11.1034			499.3839	439.3400	64.0863	
	S			118.871	69.533	93.033	98.987			12.976	2.430	90.017	
9	T	3.1179	6.7397	6.8957	14.0028	10.4719	10.2274	9.4030	4.3630	65.2214			
	S	150.232	78.706	127.451	75.715	108.081	107.465	76.354	135.957	99.354			
10	T	3.4007	7.2444	7.0744	14.0157	10.5096	10.2413	9.2079	4.7561	66.4501			
	S	137.739	73.223	124.232	75.646	107.694	107.319	77.972	124.720	97.517			
11	T	3.0132	6.6140	6.7821				9.1351	4.3308	71.1656			68.5367
	S	155.452	80.202	129.586				78.593	136.968	91.055			85.893
12	T			7.5386	15.7808	10.8582	10.7677					62.6690	
	S			116.582	67.185	104.236	102.073					92.053	
13	T	3.0436	6.5309	6.7906	13.8703	10.3973	10.2528	9.1596	4.3137	64.3588			
	S	153.900	81.222	129.424	76.439	108.857	107.199	78.383	137.511	100.686			
14	T	2.9773	6.4421	6.6456	15.4555	10.9366	11.0196	8.8448	4.2825	66.6040			
	S	157.327	82.342	132.247	68.599	103.489	99.740	81.173	138.513	97.291			
15	T	2.9721	6.4643	6.6306	13.4517	10.3342	10.0068	8.8930	4.2774	63.0301			
	S	157.602	82.059	132.547	78.817	109.522	109.834	80.733	138.678	102.808			
16	T	2.9764	6.4163	6.5911	13.9742	11.8467	12.1906	9.0404	4.2813	67.3170			65.0678
	S	157.374	82.673	133.341	75.870	95.539	90.159	79.416	138.552	96.261			90.472

Event: Firestone Grand Prix of St. Petersburg
Track: St Petersburg Street Circuit
Report: Section Data Report
Session: Practice 2

Round 1
1.8 mile(s)

Verizon INDYCAR Series
March 28, 2014



Section Data for Car 28 - Hunter-Reay, Ryan

Lap	T/SF to I1	I1 to I2	I2 to I3	I3 to I4	I4 to I5	I5 to I6	I6 to I7	I7 to SF	Lap	PI to PO	PO to SF	SF to PI
1	T		7.5493	17.3113	11.4251	12.5089					67.5615	
	S		116.417	61.245	99.064	87.865					85.387	
2	T	3.0610	6.7068	6.7069	14.0943	10.4759	10.1807	9.3508	4.3315	64.9079		
	S	153.025	79.092	131.039	75.224	108.040	107.958	76.780	136.946	99.834		
3	T	3.0266	6.7018	6.6454	13.7183	10.6334	10.5514	9.1770	4.3140	64.7679		
	S	154.764	79.151	132.251	77.286	106.440	104.165	78.234	137.502	100.050		
4	T	3.0158	6.7576	6.6574	13.8008	10.5122	10.2427	9.4596	4.3140	64.7601		
	S	155.318	78.497	132.013	76.824	107.667	107.305	75.897	137.502	100.062		
5	T	3.0205	6.6401	6.6154	13.7003	10.5046	10.2656	9.3279	4.3047	64.3791		
	S	155.077	79.887	132.851	77.387	107.745	107.065	76.969	137.799	100.654		
6	T	2.9923	6.5668	6.5579	13.6620	10.3773	10.0900	9.1181	4.2985	63.6629		
	S	156.538	80.778	134.016	77.604	109.067	108.929	78.739	137.997	101.786		
7	T	2.9977	6.5932	6.5815	13.5423	10.4816	10.0957	9.1210	4.3127	63.7257		60.3268
	S	156.256	80.455	133.535	78.290	107.981	108.867	78.714	137.543	101.686		97.582
8	T			8.0013	16.1464	11.1713	11.3100			532.5677	469.8875	66.4361
	S			109.840	65.663	101.315	97.179			12.167	2.272	86.833
9	T	3.0754	6.9451	7.0736	14.0501	10.5538	10.6578	9.4551	4.3356	66.1465		65.6321
	S	152.308	76.378	124.246	75.460	107.243	103.125	75.933	136.817	97.964		89.694
10	T			8.4309	16.8338	11.0688	10.7194					66.8273
	S			104.243	62.982	102.253	102.533					86.325
11	T	3.0288	6.6030	6.6105	13.6747	12.1311	10.4959	9.1432	4.2938	65.9810		
	S	154.652	80.335	132.950	77.532	93.299	104.716	78.523	138.148	98.210		
12	T	3.0103	6.7429	6.6882	13.3864	10.4024	10.2131	9.0173	4.3068	63.7674		
	S	155.602	78.669	131.405	79.202	108.804	107.616	79.620	137.731	101.619		
13	T	2.9977	6.4946	6.6079	13.5753	10.3772	10.0173	8.9102	4.2919	63.2721		
	S	156.256	81.676	133.002	78.100	109.068	109.719	80.577	138.210	102.415		
14	T	3.1282	7.0092	6.8115	14.1406			8.9654	4.2751	67.5403		65.4038
	S	149.738	75.680	129.026	74.978			80.081	138.753	95.943		90.007
15	T			7.7073	15.5517	11.0437	10.5571					62.8910
	S			114.030	68.174	102.485	104.109					91.728
16	T	3.0186	6.5346	6.5609	13.5262	10.4767	10.1028	9.0043	4.2873	63.5114		
	S	155.174	81.176	133.955	78.383	108.032	108.791	79.735	138.358	102.029		
17	T	2.9942	6.4524	6.5181	13.3504	10.3145	10.3174	8.9302	4.3024	63.1796		60.8868
	S	156.439	82.210	134.834	79.415	109.731	106.528	80.396	137.872	102.565		96.685

Event: Firestone Grand Prix of St. Petersburg
Track: St Petersburg Street Circuit
Report: Section Data Report
Session: Practice 2

Round 1
1.8 mile(s)

Verizon INDYCAR Series
March 28, 2014



Section Data for Car 3 - Castroneves, Helio

Lap	T/SF to I1	I1 to I2	I2 to I3	I3 to I4	I4 to I5	I5 to I6	I6 to I7	I7 to SF	Lap	PI to PO	PO to SF	SF to PI
1	T	3.1053	6.9907	7.0560	14.3612	10.5593	10.4438	9.6483	4.3158	66.4804		69.3259
	S	150.842	75.880	124.556	73.826	107.187	105.239	74.413	137.444	97.472		83.214
2	T	2.9918	6.6528	6.9048	13.9528	10.6444	10.3413	9.1609	4.2779	64.9267		
	S	156.564	79.734	127.283	75.987	106.330	106.282	78.372	138.662	99.805		
3	T	2.9886	6.6264	6.7395	13.6988	10.3942	10.1708	9.0451	4.2670	63.9304		
	S	156.732	80.052	130.405	77.396	108.889	108.063	79.375	139.016	101.360		
4	T	2.9830	6.5964	6.6982	13.9787	10.6843	10.1860	8.9792	4.2553	64.3611		
	S	157.026	80.416	131.209	75.846	105.933	107.902	79.958	139.398	100.682		
5	T	3.0003	6.4880	6.6576	13.6911	10.5454	10.2060	8.9875	4.2740	63.8499		60.9161
	S	156.121	81.759	132.009	77.439	107.328	107.691	79.884	138.788	101.488		96.638
6	T			8.0998	15.2760	10.9392	11.1793			471.5048	411.3019	63.6529
	S			108.504	69.405	103.464	98.315			13.743	2.595	90.630
7	T	3.1218	6.7488	7.1309	14.1793	10.5710	10.7330	9.4191	4.3586	66.2625		
	S	150.045	78.600	123.247	74.773	107.068	102.403	76.223	136.095	97.793		
8	T	2.9910	6.5021	6.7489	14.1638	10.9100	10.9672	8.8877	4.2616	65.4323		
	S	156.606	81.582	130.223	74.855	103.741	100.216	80.781	139.192	99.034		
9	T	2.9779	6.4745	6.6157	13.3118	10.2849	10.0465	8.8302	4.2763	62.8178		59.6310
	S	157.295	81.930	132.845	79.646	110.047	109.400	81.307	138.714	103.155		98.721
10	T			7.7775	14.9957	10.7445	10.5201			442.1652	383.7424	61.9004
	S			113.001	70.702	105.339	104.475			14.655	2.782	93.196
11	T	3.1045	6.6407	7.0547	13.7412	10.3830	10.3900	9.0098	4.3875	64.7114		
	S	150.881	79.879	124.578	77.157	109.007	105.784	79.686	135.198	100.137		
12	T	2.9951	6.4682	6.6470	13.5027	10.3943	12.8017	8.9500	4.2792	66.0382		
	S	156.392	82.010	132.220	78.520	108.888	85.855	80.218	138.620	98.125		
13	T	2.9913	6.4028	6.5840	13.5063	10.4500	12.3009	8.8453	4.2791	65.3597		
	S	156.590	82.847	133.485	78.499	108.308	89.350	81.168	138.623	99.144		
14	T	2.9904	6.4624	6.6110	13.4638	10.3753	10.1343	8.9752	4.2926	63.3050		
	S	156.638	82.083	132.940	78.747	109.088	108.453	79.993	138.187	102.362		
15	T	2.9836	6.3962	6.5371	13.4638	10.4014	10.0574	8.8142	4.2493	62.9030		59.7567
	S	156.995	82.933	134.442	78.747	108.814	109.282	81.454	139.595	103.016		98.513
16	T			8.3960	14.8403	10.8273	10.8119			367.6876	305.9733	65.0261
	S			104.676	71.442	104.534	101.656			17.624	3.488	88.716
17	T	2.9933	6.4733	6.5937	13.3897	10.4178	10.0385	8.9314	4.2976	63.1353		
	S	156.486	81.945	133.288	79.182	108.643	109.488	80.385	138.026	102.637		
18	T	2.9689	7.1951	7.4583	13.9669	11.1558	11.9119	8.8536	4.2778	67.7883		
	S	157.772	73.724	117.837	75.910	101.456	92.268	81.092	138.665	95.592		
19	T	2.9849	6.4560	6.5785				8.9660	4.2889	69.5394		67.7393
	S	156.926	82.165	133.596				80.075	138.306	93.185		86.904

Event: Firestone Grand Prix of St. Petersburg
 Track: St Petersburg Street Circuit
 Report: Section Data Report
 Session: Practice 2

Round 1
 1.8 mile(s)

Verizon INDYCAR Series
 March 28, 2014



Section Data for Car 3 - Castroneves, Helio

Lap	T/SF to I1	I1 to I2	I2 to I3	I3 to I4	I4 to I5	I5 to I6	I6 to I7	I7 to SF	Lap	PI to PO	PO to SF	SF to PI
20	T			8.2350	16.1668	11.1395	10.8994				64.7607	
	S			106.723	65.581	101.604	100.840				89.080	
21	T	3.0645	6.5949	6.7192	14.3655	10.8192	10.4604	9.1320	4.2922	65.4479		
	S	152.850	80.434	130.799	73.804	104.612	105.072	78.620	138.200	99.010		
22	T	2.9709	6.5040	6.5648	13.4508	10.3759	10.1516	8.8888	4.2681	63.1749		
	S	157.666	81.558	133.875	78.823	109.081	108.268	80.771	138.980	102.572		
23	T	2.9815	6.5383	6.6086	13.5997	10.2994	10.5116	8.9396	4.2566	63.7353		
	S	157.105	81.130	132.988	77.960	109.892	104.560	80.312	139.356	101.671		
24	T	3.0105	6.4506	6.6376	13.6178	10.7434	12.7717	8.9752	4.2690	66.4758		64.2765
	S	155.592	82.233	132.407	77.856	105.350	86.057	79.993	138.951	97.479		91.586

Event: Firestone Grand Prix of St. Petersburg
 Track: St Petersburg Street Circuit
 Report: Section Data Report
 Session: Practice 2

Round 1
 1.8 mile(s)

Verizon INDYCAR Series
 March 28, 2014



Section Data for Car 34 - Munoz, Carlos (R)

Lap	T/SF to I1	I1 to I2	I2 to I3	I3 to I4	I4 to I5	I5 to I6	I6 to I7	I7 to SF	Lap	PI to PO	PO to SF	SF to PI
1	T	3.8180	8.2876	8.0210	15.3014	13.0282	10.7186	10.0314	4.3569	73.5631		68.9782
	S	122.684	64.006	109.570	69.290	86.874	102.541	71.571	136.148	88.088		83.633
2	T	3.0268	6.8473	6.9331	14.1553	10.6076	10.3340	9.3067	4.3026	65.5134		
	S	154.754	77.469	126.763	74.900	106.699	106.357	77.144	137.866	98.911		
3	T	2.9972	6.7320	6.8484	13.8478	10.4623	10.4451	9.1143	4.2617	64.7088		
	S	156.282	78.796	128.331	76.563	108.181	105.226	78.772	139.189	100.141		
4	T	3.0024	6.6748	7.0216	13.9222	10.4251	10.3004	9.1680	4.2845	64.7990		
	S	156.012	79.471	125.166	76.154	108.567	106.704	78.311	138.448	100.002		
5	T	2.9968	6.6389	6.7913	13.8214	10.4797		9.0952	4.2832	65.1998		62.5613
	S	156.303	79.901	129.410	76.709	108.001		78.938	138.490	99.387		94.097
6	T			8.9885	16.4788	11.6849	11.0319					66.8813
	S			97.776	64.339	96.862	99.628					86.255
7	T	3.0317	6.8962	6.9518	14.0125	10.4517	10.2545	9.2834	4.3089	65.1907		
	S	154.504	76.920	126.422	75.663	108.290	107.181	77.337	137.664	99.401		
8	T	2.9859	6.5689	6.7208	13.5806	10.3754	10.1503	8.8666	4.2665	63.5150		
	S	156.874	80.752	130.768	78.069	109.087	108.282	80.973	139.032	102.023		
9	T	2.9779	6.6044	6.6179	14.1627	11.1935	11.9619	8.9472	4.2818	66.7473		
	S	157.295	80.318	132.801	74.861	101.114	91.883	80.243	138.536	97.083		
10	T	2.9805	6.5155	6.5865	13.5658	10.3123	10.0879	8.8463	4.2866	63.1814		
	S	157.158	81.414	133.434	78.154	109.754	108.951	81.159	138.380	102.562		
11	T	2.9878	6.5688	6.5958	13.4684	10.3246	10.1035	8.9250	4.3018	63.2757		60.2864
	S	156.774	80.754	133.246	78.720	109.623	108.783	80.443	137.892	102.409		97.648
12	T			7.9257	16.3742	11.0494	10.9040			495.8637	435.1826	63.9991
	S			110.888	64.750	102.433	100.797			13.068	2.453	90.140
13	T	3.0332	6.6165	6.7148	13.8322	10.4480	10.2576	9.2332	4.3223	64.4578		
	S	154.427	80.171	130.885	76.649	108.329	107.149	77.758	137.238	100.531		
14	T	2.9837	6.5640	6.6338	14.8000	10.6737		8.8582	4.2812	65.5219		62.8355
	S	156.989	80.813	132.483	71.637	106.038		81.050	138.555	98.898		93.686
15	T			7.5973	15.7465	11.8918	11.3599					64.2194
	S			115.681	67.331	95.176	96.752					89.831
16	T	3.0138	6.6396	6.6680	13.7310	10.4322	10.3268	9.0641	4.2926	64.1681		
	S	155.421	79.893	131.803	77.214	108.493	106.431	79.209	138.187	100.985		
17	T	2.9750	6.6362	6.6442	13.6775	10.3756	10.1441	8.9443	4.2721	63.6690		
	S	157.448	79.933	132.275	77.516	109.085	108.348	80.270	138.850	101.776		
18	T	3.0075	6.5800	6.6084	13.5740	10.3600	10.1511	9.0532	4.3305	63.6647		61.8102
	S	155.747	80.616	132.992	78.107	109.249	108.273	79.304	136.978	101.783		95.240
19	T			8.1977	14.8759	10.6791	12.2039			250.3631	187.5579	64.6270
	S			107.209	71.271	105.984	90.061			25.882	5.691	89.264

Event: Firestone Grand Prix of St. Petersburg

Track: St Petersburg Street Circuit

Report: Section Data Report

Session: Practice 2

Round 1

1.8 mile(s)

Verizon INDYCAR Series

March 28, 2014



Section Data for Car 34 - Munoz, Carlos (R)

Lap	T/SF to I1	I1 to I2	I2 to I3	I3 to I4	I4 to I5	I5 to I6	I6 to I7	I7 to SF	Lap	PI to PO	PO to SF	SF to PI	
20	T	3.0083	6.6117	6.6950	13.6884	10.4255	10.1941	9.0574	4.2936	63.9740			
	S	155.706	80.230	131.272	77.454	108.562	107.816	79.267	138.155	101.291			
21	T	2.9823	6.5198	6.5997	13.5774	10.3935	10.1776	8.8642	4.2666	63.3811			60.8921
	S	157.063	81.361	133.167	78.088	108.897	107.991	80.995	139.029	102.239			96.676

Event: Firestone Grand Prix of St. Petersburg
 Track: St Petersburg Street Circuit
 Report: Section Data Report
 Session: Practice 2

Round 1
 1.8 mile(s)

Verizon INDYCAR Series
 March 28, 2014



Section Data for Car 67 - Newgarden, Josef

Lap	T/SF to I1	I1 to I2	I2 to I3	I3 to I4	I4 to I5	I5 to I6	I6 to I7	I7 to SF	Lap	PI to PO	PO to SF	SF to PI
1	T	3.0613	6.7846	6.7824	16.6633	12.9582	10.5068	9.3591	4.3279	70.4436		65.5316
	S	153.010	78.185	129.580	63.626	87.344	104.608	76.712	137.060	91.988		88.032
2	T	3.0476	6.6019	6.6704	14.0290	10.4190	12.0021	9.1713	4.3130	66.2543		
	S	153.698	80.349	131.756	75.574	108.630	91.575	78.283	137.533	97.805		
3	T	3.0088	6.4836	6.5983	13.5288	10.3075	10.0770	8.9809	4.2997	63.2846		
	S	155.680	81.815	133.195	78.368	109.805	109.069	79.942	137.959	102.395		
4	T	3.0098	6.4833	6.5878	13.6929	10.3542	10.1528	9.0336	4.3078	63.6222		
	S	155.628	81.819	133.408	77.429	109.310	108.255	79.476	137.699	101.851		
5	T	3.0006	6.5839	6.6241	13.6468	10.3333	10.2699	9.1159	4.3073	63.8818		60.5978
	S	156.105	80.568	132.677	77.691	109.531	107.021	78.758	137.715	101.437		97.146
6	T			7.2019	14.8913	10.6033	10.4034			506.5958	449.0311	60.8077
	S			122.032	71.198	106.742	105.647			12.791	2.377	94.871
7	T	3.0278	6.5602	6.6558	13.5660	11.0888	12.4841	9.0748	4.3074	66.7649		
	S	154.703	80.860	132.045	78.153	102.069	88.039	79.115	137.712	97.057		
8	T	3.0138	6.5634	6.6280	13.5021	10.5001	10.0668	8.9891	4.3025	63.5658		
	S	155.421	80.820	132.599	78.523	107.791	109.180	79.869	137.869	101.942		
9	T	2.9799	6.5182	6.6101	13.5499	10.3766	10.0868	9.0749	4.3025	63.4989		
	S	157.190	81.381	132.958	78.246	109.074	108.963	79.114	137.869	102.049		
10	T	2.9860	6.4532	6.5516	13.5577	10.3347	10.2422	9.1337	4.3320	63.5911		
	S	156.868	82.200	134.145	78.201	109.516	107.310	78.605	136.930	101.901		
11	T	2.9657	6.7654	6.7574	13.9926	10.4735	10.2922	9.0904	4.2869	64.6241		61.5257
	S	157.942	78.407	130.059	75.771	108.065	106.789	78.979	138.371	100.272		95.681
12	T			6.9834	14.3900	10.5224	10.4611			417.4262	360.5015	60.0398
	S			125.850	73.678	107.563	105.065			15.524	2.961	96.084
13	T	3.0437	6.5823	6.6178	14.0491	10.3876	10.3251	9.0582	4.3358	64.3996		
	S	153.895	80.588	132.803	75.466	108.959	106.448	79.260	136.810	100.622		
14	T	2.9949	6.4918	6.5788	13.7696	10.3872	10.2583	9.1814	4.3174	63.9794		
	S	156.402	81.711	133.590	76.998	108.963	107.142	78.197	137.393	101.283		
15	T	3.0010	6.6411	6.6131				9.2374	4.3128			
	S	156.084	79.875	132.897				77.723	137.540			

Event: Firestone Grand Prix of St. Petersburg
 Track: St Petersburg Street Circuit
 Report: Section Data Report
 Session: Practice 2

Round 1
 1.8 mile(s)

Verizon INDYCAR Series
 March 28, 2014



Section Data for Car 7 - Aleshin, Mikhail (R)

Lap	T/SF to I1	I1 to I2	I2 to I3	I3 to I4	I4 to I5	I5 to I6	I6 to I7	I7 to SF	Lap	PI to PO	PO to SF	SF to PI
1	T	3.0881	6.8857	6.9375	14.2402	10.6486	12.5811	9.5053	4.3082	68.1947		66.1964
	S	151.682	77.037	126.683	74.453	106.288	87.360	75.532	137.687	95.022		87.148
2	T	3.0093	7.0060	7.2273	13.9541	10.5179	10.3172	9.3859	4.3204	65.7381		
	S	155.654	75.714	121.603	75.980	107.609	106.530	76.493	137.298	98.573		
3	T	3.0658	6.7353	6.7541	13.7840	10.5375	10.2030	9.3909	4.3298	64.8004		
	S	152.785	78.757	130.123	76.917	107.409	107.722	76.452	137.000	99.999		
4	T	3.0385	6.6383	6.7158	14.0764	10.5134	10.2311	9.3710	4.3223	64.9068		
	S	154.158	79.908	130.865	75.319	107.655	107.426	76.615	137.238	99.835		
5	T	3.0135	6.8694					9.3939	4.3083	88.2597		85.3587
	S	155.437	77.220					76.428	137.683	73.420		68.966
6	T			11.9742	18.6096	12.7190	11.1444					73.7766
	S			73.396	56.972	88.986	98.623					78.194
7	T	3.1167	6.7224	6.9201	13.9007	10.6216	10.3898	9.5595	4.3865	65.6173		
	S	150.290	78.909	127.002	76.272	106.558	105.786	75.104	135.229	98.754		
8	T	3.0512	6.7566	6.8150	14.2217	10.6662	11.0153	9.5056	4.3537	66.3853		
	S	153.516	78.509	128.960	74.550	106.113	99.779	75.530	136.248	97.612		
9	T	3.0424	6.7760	6.7503	13.9577	10.5777	10.3443	9.5103	4.3317	65.2904		61.7898
	S	153.960	78.284	130.196	75.960	107.000	106.251	75.492	136.940	99.249		95.272
10	T			7.6237	16.1030	11.2705	11.1458			263.7508	202.8227	64.2088
	S			115.280	65.840	100.423	98.610			24.569	5.263	89.845
11	T	3.1006	6.7695	7.0228	13.9512	10.5269	10.2421	9.2774	4.3447	65.2352		
	S	151.070	78.359	125.144	75.995	107.517	107.311	77.387	136.530	99.333		
12	T	3.0605	6.6471	6.6994	22.7789	11.0126	11.9592	9.1271	4.3273	75.6121		
	S	153.050	79.802	131.185	46.544	102.775	91.903	78.662	137.079	85.701		
13	T	3.0178	6.4948	6.5701	13.6358	10.3978	10.0983	9.1069	4.3159	63.6374		
	S	155.215	81.674	133.767	77.753	108.852	108.839	78.836	137.441	101.827		
14	T	3.0012	6.3762	6.6678	13.5101	10.3303	10.1560	9.2189	4.3244	63.5849		
	S	156.074	83.193	131.807	78.477	109.563	108.221	77.879	137.171	101.911		
15	T	2.9926	6.4197	6.6615	16.5309			9.0869	4.2964	69.0671		67.5132
	S	156.522	82.629	131.932	64.136			79.010	138.065	93.822		87.195
16	T			8.5482	15.7350	11.1987	11.0941					64.5854
	S			102.813	67.380	101.067	99.070					89.321
17	T	3.0232	6.4197	6.6395	16.0206			9.0735	4.3333	71.3585		69.1936
	S	154.938	82.629	132.369	66.179			79.127	136.889	90.809		85.077
18	T			6.7248	14.6168	10.5954	10.4600					59.8916
	S			130.690	72.535	106.822	105.076					96.322
19	T	3.0339	6.4461	6.6670	13.6479	12.0938	10.5171	9.1234	4.3154	65.8446		
	S	154.392	82.291	131.823	77.684	93.587	104.505	78.694	137.457	98.414		

Event: Firestone Grand Prix of St. Petersburg
 Track: St Petersburg Street Circuit
 Report: Section Data Report
 Session: Practice 2

Round 1
 1.8 mile(s)

Verizon INDYCAR Series
 March 28, 2014



Section Data for Car 7 - Aleshin, Mikhail (R)

Lap	T/SF to I1	I1 to I2	I2 to I3	I3 to I4	I4 to I5	I5 to I6	I6 to I7	I7 to SF	Lap	PI to PO	PO to SF	SF to PI
20	T	3.0043	6.4628	6.6916	13.4976	10.3559	10.0648	9.1340	4.3214	63.5324		
	S	155.913	82.078	131.338	78.549	109.292	109.201	78.602	137.266	101.995		
21	T	2.9890	6.4480	6.5952	13.4108	10.3512	10.0815	9.0407	4.2881	63.2045		60.1573
	S	156.711	82.267	133.258	79.058	109.342	109.021	79.414	138.332	102.524		97.857

Event: Firestone Grand Prix of St. Petersburg
Track: St Petersburg Street Circuit
Report: Section Data Report
Session: Practice 2

Round 1
1.8 mile(s)

Verizon INDYCAR Series
March 28, 2014



Section Data for Car 77 - Pagenaud, Simon

Lap	T/SF to I1	I1 to I2	I2 to I3	I3 to I4	I4 to I5	I5 to I6	I6 to I7	I7 to SF	Lap	PI to PO	PO to SF	SF to PI
1	T	3.0956	6.7547	6.9930	14.3571	10.5560	10.3119	9.5787	4.3624	66.0094	69.5339	
	S	151.314	78.531	125.678	73.847	107.220	106.585	74.953	135.976	98.168	82.965	
2	T	3.0233	6.6369	6.6905	13.7615	10.3208	10.2943	9.1585	4.2864	64.1722		
	S	154.933	79.925	131.360	77.043	109.664	106.767	78.392	138.387	100.978		
3	T	3.0167	6.5592	6.5891	13.6904	10.3588	10.3914	9.5254	4.2694	64.4004		
	S	155.272	80.872	133.381	77.443	109.262	105.769	75.373	138.938	100.620		
4	T	3.0174	6.7793	6.6088	13.7604	10.3785	10.0308	9.2005	4.2715	64.0472		
	S	155.236	78.246	132.984	77.049	109.054	109.572	78.034	138.870	101.175		
5	T	3.0104	6.6351	6.8589	14.3115	11.8294	10.9736	9.1849	4.3269	67.1307		64.2214
	S	155.597	79.947	128.135	74.082	95.678	100.158	78.167	137.092	96.528		91.664
6	T			7.4564	15.4181	10.9581	10.8605				62.3905	
	S			117.867	68.765	103.286	101.201				92.464	
7	T	3.0747	6.8799	6.9750	14.1329	10.4731	10.1705	9.3543	4.3291	65.3895		
	S	152.343	77.102	126.002	75.018	108.069	108.067	76.751	137.022	99.098		
8	T	2.9998	6.6587	6.6779	13.9241	10.7997	10.8248	9.2211	4.3131	65.4192		
	S	156.147	79.663	131.608	76.143	104.801	101.535	77.860	137.530	99.053		
9	T	3.0440	6.8001	6.8273	14.9765	12.3884	11.2190	9.2848	4.2982	68.8383		
	S	153.879	78.007	128.728	70.793	91.361	97.967	77.326	138.007	94.134		
10	T	3.0080	6.6259	6.6438	13.7198	10.3667	10.3259	9.2197	4.2902	64.2000		61.1599
	S	155.721	80.058	132.283	77.277	109.178	106.440	77.872	138.264	100.935		96.253
11	T			8.1543	16.0619	11.1269	11.0865			572.2557	510.1652	65.4784
	S			107.779	66.009	101.719	99.138			11.324	2.092	88.103
12	T	3.0580	6.6196	7.0058	14.0712	10.4603	10.1280	9.4969	4.3608	65.2006		
	S	153.175	80.134	125.448	75.347	108.201	108.520	75.599	136.026	99.386		
13	T	3.0055	6.4595	6.5887	13.8785	11.9590		9.0156	4.2973	70.3526		70.2283
	S	155.851	82.120	133.390	76.394	94.642		79.635	138.036	92.107		83.824
14	T			6.9838	15.0343	10.6246	13.4961				63.3444	
	S			125.843	70.521	106.528	81.438				91.071	
15	T	3.0073	6.3812	6.6217	13.6357	10.3772	10.0664	9.0756	4.2812	63.4463		
	S	155.757	83.128	132.725	77.754	109.068	109.184	79.108	138.555	102.134		
16	T	2.9806	6.7911	6.5887	13.6203	11.0109	11.0643	9.1799	4.2338	65.4696		
	S	157.153	78.110	133.390	77.842	102.791	99.337	78.209	140.106	98.977		
17	T	2.9691	6.4734	6.5272	13.5000	10.2570	9.9839	8.9441	4.2582	62.9129		
	S	157.761	81.944	134.646	78.535	110.346	110.086	80.271	139.303	103.000		
18	T	2.9832	6.3843	6.5404	13.5163	10.4885		9.0373	4.2745	66.3739		65.0890
	S	157.016	83.087	134.375	78.441	107.910		79.443	138.772	97.629		90.443
19	T			7.4612	14.7811	10.5038	11.5169				62.8088	
	S			117.791	71.729	107.753	95.433				91.848	

Event: Firestone Grand Prix of St. Petersburg
 Track: St Petersburg Street Circuit
 Report: Section Data Report
 Session: Practice 2

Round 1
 1.8 mile(s)

Verizon INDYCAR Series
 March 28, 2014



Section Data for Car 77 - Pagenaud, Simon

Lap	T/SF to I1	I1 to I2	I2 to I3	I3 to I4	I4 to I5	I5 to I6	I6 to I7	I7 to SF	Lap	PI to PO	PO to SF	SF to PI
20	T	2.9938	6.4762	6.5835	13.6582	10.3275	10.1403	8.9986	4.2635	63.4416		
	S	156.460	81.908	133.495	77.626	109.593	108.388	79.785	139.130	102.141		
21	T	2.9761	6.4689	6.5253	33.2838	12.1845	12.8113	9.0314	4.2583	87.5396		85.8043
	S	157.390	82.001	134.686	31.854	92.890	85.791	79.495	139.300	74.024		68.607

Event: Firestone Grand Prix of St. Petersburg
 Track: St Petersburg Street Circuit
 Report: Section Data Report
 Session: Practice 2

Round 1
 1.8 mile(s)

Verizon INDYCAR Series
 March 28, 2014



Section Data for Car 8 - Briscoe, Ryan

Lap	T/SF to I1	I1 to I2	I2 to I3	I3 to I4	I4 to I5	I5 to I6	I6 to I7	I7 to SF	Lap	PI to PO	PO to SF	SF to PI
1	T	3.6667	7.5210	7.4861	14.5657	10.5582	10.8587	10.2499	4.9208	69.8271	70.3033	
	S	127.747	70.530	117.399	72.789	107.198	101.218	70.045	120.546	92.801	82.057	
2	T	3.0580	6.7739	6.9308	13.8363			9.3600	4.2892	66.3066		62.9850
	S	153.175	78.309	126.806	76.627			76.705	138.297	97.728		93.464
3	T			8.1165	16.3414	11.1199	11.0744				64.5410	
	S			108.281	64.880	101.783	99.246				89.383	
4	T	3.0324	6.6711	6.8075	13.7281	10.3917	10.1799	9.3991	4.2841	64.4939		
	S	154.468	79.515	129.102	77.230	108.916	107.967	76.385	138.461	100.475		
5	T	2.9903	6.6082	6.6929	13.6074	10.2959	10.1385	9.0060	4.2597	63.5989		
	S	156.643	80.272	131.313	77.915	109.929	108.408	79.720	139.254	101.889		
6	T	2.9942	6.5575	6.6098	14.0445	11.2267	12.5410	9.0479	4.2600	67.2816		
	S	156.439	80.893	132.964	75.491	100.815	87.640	79.350	139.245	96.312		
7	T	2.9900	6.4825	6.6085	13.5988	10.4103	10.1840	9.0701	4.2471	63.5913		60.6249
	S	156.659	81.829	132.990	77.965	108.721	107.923	79.156	139.667	101.901		97.102
8	T			8.4987	15.6736	10.7873	10.4769			396.5864	336.6314	62.9575
	S			103.412	67.644	104.921	104.906			16.339	3.171	91.631
9	T	3.0042	6.5438	6.6506	13.4931	10.3429	10.1696	9.0725	4.2808	63.5575		
	S	155.918	81.062	132.148	78.576	109.429	108.076	79.135	138.568	101.955		
10	T	2.9996	6.4760	6.5423	14.0001	10.6893	10.9476	8.9058	4.2720	64.8327		62.8437
	S	156.157	81.911	134.336	75.730	105.883	100.396	80.617	138.853	99.950		93.674
11	T			7.6465	15.0754	10.7229	10.3850			530.9733	471.8095	61.2077
	S			114.937	70.328	105.552	105.834			12.204	2.262	94.251
12	T	3.0134	6.5419	6.6680	13.4488	10.3793	10.1552	8.9568	4.2759	63.4393		
	S	155.442	81.086	131.803	78.834	109.046	108.229	80.157	138.727	102.145		
13	T	2.9980	6.3903	6.5874	13.5116	10.2925	10.2189	8.9559	4.2461	63.2007		60.7283
	S	156.241	83.009	133.416	78.468	109.965	107.555	80.166	139.700	102.531		96.937
14	T			7.7020	15.7126	12.1821	11.0333				64.5112	
	S			114.108	67.476	92.908	99.616				89.424	
15	T	3.0471	6.7448	7.0195	14.3248	10.7498	10.9492	9.3628	4.2620	66.4600		
	S	153.723	78.646	125.203	74.013	105.287	100.381	76.682	139.179	97.502		
16	T	2.9904	6.5095	6.5989	13.4371	10.2654	10.0508	8.9872	4.2735	63.1128		
	S	156.638	81.489	133.183	78.903	110.256	109.354	79.886	138.805	102.673		
17	T	2.9829	6.4319	6.5279	13.4890	10.2611	10.1423	8.9246	4.2545	63.0142		60.1887
	S	157.031	82.472	134.632	78.599	110.302	108.367	80.447	139.425	102.834		97.806

Event: Firestone Grand Prix of St. Petersburg
 Track: St Petersburg Street Circuit
 Report: Section Data Report
 Session: Practice 2

Round 1
 1.8 mile(s)

Verizon INDYCAR Series
 March 28, 2014



Section Data for Car 83 - Kimball, Charlie

Lap	T/SF to I1	I1 to I2	I2 to I3	I3 to I4	I4 to I5	I5 to I6	I6 to I7	I7 to SF	Lap	PI to PO	PO to SF	SF to PI
1	T	3.1747	7.0259	7.0595	14.4997	10.6462	10.4455	9.8158	4.3807	67.0480		69.2020
	S	147.544	75.500	124.494	73.121	106.312	105.221	73.143	135.408	96.647		83.363
2	T	3.0360	6.7473	6.6454	13.8259	10.4645	10.2457	9.1821	4.3080	64.4549		
	S	154.285	78.617	132.251	76.684	108.158	107.273	78.191	137.693	100.535		
3	T	3.0335	6.7467	7.4412	14.4104	10.5079	10.3370	9.2465	4.3027	66.0259		
	S	154.412	78.624	118.108	73.574	107.711	106.326	77.646	137.863	98.143		
4	T	3.0083	6.7726	6.6115	13.9555	10.4604	10.5970	9.1081	4.2872	64.8006		
	S	155.706	78.324	132.930	75.972	108.200	103.717	78.826	138.361	99.999		
5	T	3.0071	6.7857	6.6704	14.3202	10.5882	10.4884	9.2898	4.3083	65.4581		62.2972
	S	155.768	78.172	131.756	74.037	106.894	104.791	77.284	137.683	98.995		94.496
6	T			7.7946	16.2108	12.4274	12.0200			495.1617	431.8349	67.0172
	S			112.753	65.403	91.074	91.439			13.087	2.472	86.080
7	T	3.0876	6.7824	6.8678	14.1662	10.6054	10.3999	9.7078	4.4198	66.0369		
	S	151.707	78.210	127.969	74.842	106.721	105.683	73.956	134.210	98.127		
8	T	3.0250	6.7381	6.6196	14.2254	10.5367	10.3337	9.1537	4.3370	64.9692		
	S	154.846	78.725	132.767	74.531	107.417	106.360	78.433	136.772	99.740		
9	T	3.0346	6.8712					9.2165	4.3237	69.1903		66.6184
	S	154.356	77.200					77.899	137.193	93.655		88.366
10	T			7.6444	15.3331	10.8422	10.7096					62.1738
	S			114.968	69.146	104.390	102.627					92.786
11	T	3.0724	6.7116	6.6840	13.9694	10.4266	10.2775	9.2834	4.3369	64.7618		
	S	152.457	79.035	131.488	75.896	108.551	106.941	77.337	136.776	100.059		
12	T	3.0265	6.5819	6.5958	13.6978	10.3303	10.1933	9.2576	4.3670	64.0502		
	S	154.769	80.593	133.246	77.401	109.563	107.825	77.553	135.833	101.171		
13	T	2.9993	6.4989	6.5667	13.6413	10.4770	10.2921	9.0302	4.3026	63.8081		
	S	156.173	81.622	133.836	77.722	108.029	106.790	79.506	137.866	101.555		
14	T	3.0081	6.5487	6.5603				9.1165	4.3298	69.3540		67.7478
	S	155.716	81.002	133.967				78.753	137.000	93.434		86.893
15	T			7.2839	14.8415	10.6086	10.4470					60.9066
	S			120.658	71.437	106.689	105.206					94.717
16	T	3.0322	6.5047	6.6746	13.5938	10.3065	10.2452	9.0903	4.3035	63.7508		
	S	154.478	81.549	131.673	77.993	109.816	107.279	78.980	137.837	101.646		
17	T	3.0114	6.4938	6.5589	13.5843	10.3554	10.1168	8.9625	4.2981	63.3812		60.6321
	S	155.545	81.686	133.996	78.048	109.297	108.640	80.107	138.010	102.239		97.091

Event: Firestone Grand Prix of St. Petersburg
Track: St Petersburg Street Circuit
Report: Section Data Report
Session: Practice 2

Round 1
1.8 mile(s)

Verizon INDYCAR Series
March 28, 2014



Section Data for Car 9 - Dixon, Scott

Lap	T/SF to I1	I1 to I2	I2 to I3	I3 to I4	I4 to I5	I5 to I6	I6 to I7	I7 to SF	Lap	PI to PO	PO to SF	SF to PI
1	T	3.0754	6.8976	7.0599	14.1606	10.5707	10.2872	9.6318	4.3429	66.0261		66.6060
	S	152.308	76.904	124.487	74.872	107.071	106.841	74.540	136.587	98.143		86.612
2	T	2.9908	6.8308	6.7511	13.8800	10.4246	14.4852	9.3753	4.3026	69.0404		
	S	156.617	77.656	130.181	76.385	108.572	75.877	76.579	137.866	93.858		
3	T	3.0071	6.8047	6.6727	13.7045	10.4381	10.1640	9.2506	4.3264	64.3681		
	S	155.768	77.954	131.710	77.363	108.431	108.136	77.612	137.107	100.671		
4	T	3.0138	6.8388	6.6130	13.9506	12.4803	11.3528	9.3186	4.3488	67.9167		
	S	155.421	77.565	132.899	75.999	90.688	96.812	77.045	136.401	95.411		
5	T	3.0068	6.6973	6.6323	14.5373	10.6931	10.5674	9.2405	4.3268	65.7015		62.7553
	S	155.783	79.204	132.513	72.932	105.846	104.008	77.697	137.095	98.628		93.806
6	T			7.5576	15.3105	10.8524	10.7604			426.0666	366.4475	62.5835
	S			116.289	69.248	104.292	102.142			15.209	2.913	92.179
7	T	3.0936	6.6755	6.7725	13.8395	10.3931	11.9871	9.2085	4.3770	66.3468		
	S	151.412	79.463	129.769	76.609	108.901	91.689	77.967	135.522	97.669		
8	T	3.0001	6.4420	6.6358	13.8282	10.2836	10.1207	8.9996	4.2985	63.6085		
	S	156.131	82.343	132.443	76.671	110.061	108.598	79.776	137.997	101.873		
9	T	2.9794	6.5391	6.5723	13.4425	10.3344	10.1197	8.9815	4.2704	63.2393		
	S	157.216	81.120	133.722	78.871	109.519	108.609	79.937	138.905	102.468		
10	T	3.3269	7.1328	7.2474	14.5840	10.6238	10.2378	9.4088	4.4008	66.9623		
	S	140.794	74.368	121.266	72.698	106.536	107.356	76.307	134.790	96.771		
11	T	2.9960	6.6109	6.5915	13.4655	10.2978	10.1995	8.9288	4.2846	63.3746		
	S	156.345	80.239	133.333	78.737	109.909	107.759	80.409	138.445	102.249		
12	T	2.9938	6.5497	6.5506	13.4967	10.2285	10.0525	8.9044	4.2748	63.0510		
	S	156.460	80.989	134.165	78.555	110.653	109.335	80.629	138.762	102.774		
13	T	2.9932	6.4818	6.5149	13.5269	10.2723	10.1109	9.0529	4.2871	63.2400		60.0674
	S	156.491	81.838	134.901	78.379	110.182	108.704	79.307	138.364	102.467		98.004
14	T			7.1500	14.8393	10.6371	10.6605			479.4522	421.6240	61.0216
	S			122.918	71.447	106.403	103.099			13.515	2.532	94.538
15	T	3.0096	8.4279	8.6973	18.0208	11.6029		9.0175	4.3433	75.2947		73.5408
	S	155.638	62.940	101.050	58.834	97.546		79.618	136.574	86.062		80.048
16	T			7.1151	14.9040	10.6356	10.5633					60.9040
	S			123.521	71.137	106.418	104.048					94.721
17	T	3.0373	6.5391	6.6622	13.8585	10.4434	10.8416	8.9652	4.3328	64.6801		
	S	154.219	81.120	131.918	76.504	108.376	101.377	80.082	136.905	100.185		
18	T	3.0090	6.5702	6.7188	14.0287	10.8598	10.1899	8.9844	4.3250	64.6858		
	S	155.669	80.736	130.807	75.576	104.221	107.861	79.911	137.152	100.177		
19	T	3.0005	6.4824	6.5663	13.5360	10.2942	10.1409	8.9508	4.3033	63.2744		60.5542
	S	156.110	81.830	133.845	78.326	109.947	108.382	80.211	137.843	102.411		97.216

Event: Firestone Grand Prix of St. Petersburg
 Track: St Petersburg Street Circuit
 Report: Section Data Report
 Session: Practice 2

Round 1
 1.8 mile(s)

Verizon INDYCAR Series
 March 28, 2014



Section Data for Car 9 - Dixon, Scott

Lap	T/SF to I1	I1 to I2	I2 to I3	I3 to I4	I4 to I5	I5 to I6	I6 to I7	I7 to SF	Lap	PI to PO	PO to SF	SF to PI	
20	T			7.8186	16.6914	11.0956	10.5588			201.2045	139.6985	64.3066	
	S			112.407	63.519	102.006	104.092			32.206	7.641	89.709	
21	T	3.0290	6.5418	6.6059	14.0353	12.0541	11.2828	9.0224	4.3121	66.8834			
	S	154.641	81.087	133.042	75.540	93.895	97.413	79.575	137.562	96.885			
22	T	2.9927	6.4938	6.5483	13.6011	10.3116	10.1462	8.9723	4.2955	63.3615			
	S	156.517	81.686	134.212	77.952	109.762	108.325	80.019	138.094	102.270			
23	T	2.9870	6.4956	6.5510	13.5505	10.2383	10.0333	8.9437	4.2896	63.0890			
	S	156.816	81.664	134.157	78.243	110.547	109.544	80.275	138.284	102.712			
24	T	2.9781	6.4781	6.5158	13.5777	10.2815	10.2176	8.8989	4.2947	63.2424			60.6529
	S	157.285	81.884	134.882	78.086	110.083	107.568	80.679	138.120	102.463			97.057

Event: Firestone Grand Prix of St. Petersburg
Track: St Petersburg Street Circuit
Report: Section Data Report
Session: Practice 2

Round 1
1.8 mile(s)

Verizon INDYCAR Series
March 28, 2014



Section Data for Car 98 - Hawksworth, Jack (R)






Lap	T/SF to I1	I1 to I2	I2 to I3	I3 to I4	I4 to I5	I5 to I6	I6 to I7	I7 to SF	Lap	PI to PO	PO to SF	SF to PI
1	T		8.6693	16.7659	11.3438	12.1266			329.1026	262.4404	68.2046	
	S		101.377	63.237	99.774	90.635			19.690	4.067	84.582	
2	T						9.5625	4.4130	77.1174			
	S						75.080	134.417	84.028			
3	T		8.8678	16.2763	11.1852	11.1038					66.4124	
	S		99.107	65.139	101.189	98.983					86.864	
4	T	3.0354	6.7162	7.0291	14.2894	10.7314	11.2439	9.3506	4.3313	66.7273		
	S	154.315	78.981	125.032	74.197	105.468	97.750	76.782	136.952	97.112		
5	T	3.1284	7.0360	6.8887	13.9182	10.4440	10.2374	9.8495	4.3230	65.8252		
	S	149.728	75.391	127.580	76.176	108.370	107.360	72.892	137.215	98.443		
6	T	3.0101	6.7279	6.7192	14.0747	10.5206	10.4417	9.1698	4.3170	64.9810		
	S	155.612	78.844	130.799	75.329	107.581	105.260	78.296	137.406	99.721		
7	T	3.0073	6.6358	6.7561	14.1959	10.4827	10.1867	9.1251	4.2933	64.6829		
	S	155.757	79.938	130.084	74.685	107.970	107.895	78.679	138.165	100.181		
8	T	2.9962	6.6047	6.7405	13.7608	10.4294	10.1597	9.1633	4.3234	64.1780		
	S	156.334	80.315	130.386	77.047	108.522	108.181	78.351	137.203	100.969		
9	T	2.9940	6.5685	6.6666	13.7829	10.4118	10.0888	9.1565	4.3277	63.9968		60.6232
	S	156.449	80.757	131.831	76.923	108.705	108.942	78.409	137.066	101.255		97.105
10	T			9.9359	17.2352	11.3266	11.0216			496.1659	431.1687	68.7442
	S			88.453	61.515	99.926	99.722			13.060	2.476	83.918
11	T	3.0731	6.7024	6.9755	14.0571	10.3642	10.2887	9.5018	4.3558	65.3186		62.1648
	S	152.422	79.144	125.993	75.423	109.205	106.825	75.560	136.182	99.206		94.697
12	T			8.2236	15.3343	12.0777	10.8674			290.9423		64.5388
	S			106.871	69.141	93.711	101.137			22.272		89.386
13	T	3.0108	6.5553	6.7969	13.8714	10.4787	10.1756	9.1815	4.3327	64.4029		
	S	155.576	80.920	129.304	76.433	108.011	108.012	78.196	136.908	100.617		
14	T	2.9834	6.4619	6.6446	13.5761	10.4229	10.1646	9.0585	4.3172	63.6292		
	S	157.005	82.090	132.267	78.095	108.590	108.129	79.258	137.400	101.840		
15	T	2.9798	6.5272	6.6566	13.4902	10.3711	10.0872	8.9587	4.2821	63.3529		84.1853
	S	157.195	81.268	132.029	78.592	109.132	108.959	80.140	138.526	102.284		69.927
16	T			8.7660	17.0310	10.8620	10.4544			296.6677		65.5350
	S			100.258	62.253	104.200	105.132			21.843		88.027
17	T	2.9904	6.4372	6.6423	13.4852	10.3175	10.1716	9.0798	4.3106	63.4346		
	S	156.638	82.405	132.313	78.622	109.699	108.055	79.072	137.610	102.152		
18	T	2.9790	6.4253	6.6075	13.4212	10.3794	10.0782	8.9048	4.2839	63.0793		59.8805
	S	157.237	82.557	133.010	78.996	109.045	109.056	80.626	138.468	102.728		98.309

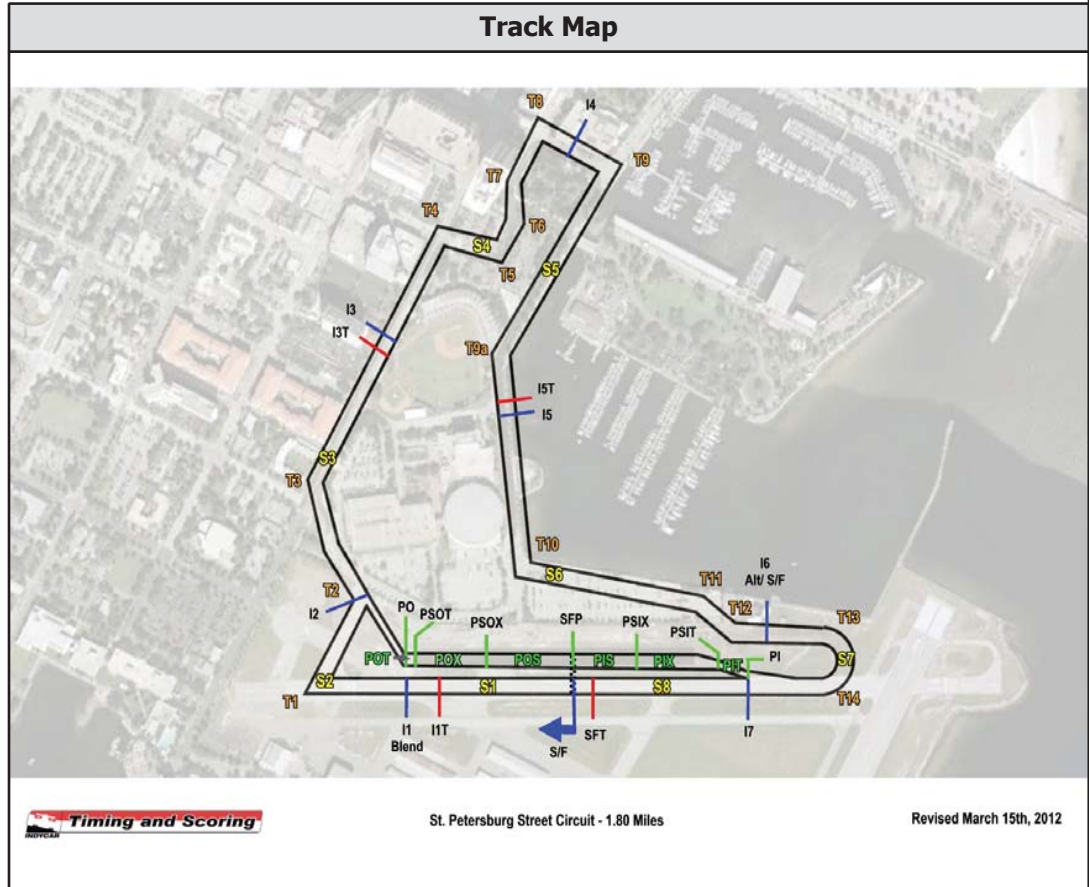
Event:
Track:
Report: Section Data Report
Session:

Section Data for Car

Report Support Information

Section Legend	
Name	Length
SF to I1	0.130114 miles
I1 to I2	0.147348 miles
I2 to I3	0.244129 miles
I3 to I4	0.294508 miles
I4 to I5	0.314394 miles

Color Legend	
	Fastest Lap
	Section Under Caution
	Section Under Green
	Section Time Data
	Section Speed Data



Event:

Track:

Report: Section Data Report

Session:

Section Data for Car

I5 to I6	0.305303 miles
I6 to I7	0.199432 miles
I7 to SF	0.164773 miles
Lap	1.800000 miles
PI to PO	0.296496 miles
PO to SF	1.602462 miles

SF to PI	1.635227 miles
I6 to PI	0.199432 miles
PO to I2	0.079924 miles
PO to PI	1.437689 miles