



# TRACKSIDE 2020



















**INDYCAR HARVEST GP**  
**INDIANAPOLIS MOTOR SPEEDWAY**  
**INDIANAPOLIS, INDIANA**  
**OCTOBER 2-3, 2020**



# 2020 NTT INDYCAR SERIES Schedule of Events

SCHEDULE SUBJECT TO CHANGE



1	June	06		Texas Motor Speedway
2		04		Indianapolis Motor Speedway Road Course · Race 1
3		11		Road America · Race 1
4	July	12		Road America · Race 2
5		17		Iowa Speedway · Race 1
6		18		Iowa Speedway · Race 2
7	August	15-16		Indianapolis 500 · Qualifying
23			Indianapolis 500 · Race	
29			World Wide Technology Raceway at Gateway · Race 1	
9		30		World Wide Technology Raceway at Gateway · Race 2
10	September	12		Mid-Ohio Sports Car Course · Race 1
11		13		Mid-Ohio Sports Car Course · Race 2
12		02		Indianapolis Motor Speedway Road Course · Race 2
13	October	03		Indianapolis Motor Speedway Road Course · Race 3
14		25		Streets of St. Petersburg

 Oval  Street/Road Course





# Table of Contents



## THE NTT INDYCAR SERIES TRACKSIDE BOOK IS NOW AVAILABLE AS AN INTERACTIVE PDF:

Along with a traditional printed version of this publication, an interactive PDF edition with active tabs and live links similar to an Internet website also will be available throughout the 2020 season. With just a click, the tabs at the top of each page will take you directly to a specific section, as well as return you to the Table of Contents. The Table of Contents contains page links that will take you directly to any of the pages listed below. Other benefits include live links to the driver's social media platforms, websites, and email addresses of PR contacts. The arrow keys on your keyboard also will allow you to move backward or forward through the publication, as will page up, page down, home, and end keys (if available). A redesigned horizontal format provides better viewing on computers, tablets, and cell phones. We hope you find the interactive PDF a useful resource.

2020 Schedule of Events .....	2	Sage Karam .....	37
<b>EVENT INFORMATION</b>		Dalton Kellett .....	38
INDYCAR Harvest GP Entry List .....	5	Charlie Kimball .....	39
Indianapolis Motor Speedway Road Course Fast Facts .....	6	Josef Newgarden .....	40
Current Drivers - Performance Index .....	7	Pato O'Ward .....	41
Championship Points Overview .....	8	Simon Pagenaud .....	42
Driver Points Possibilities .....	9	Alex Palou (R) .....	43
Entrant Points Possibilities .....	10	Spencer Pigot .....	44
<b>MEDIA SERVICES</b>		Will Power .....	45
INDYCAR Communications Contacts .....	12	Graham Rahal .....	46
NTT INDYCAR SERIES Glossary of Terms .....	13	Felix Rosenqvist .....	47
Team PR Contacts .....	14	Alexander Rossi .....	48
Manufacturer and Media Partner PR Contacts .....	16	Takuma Sato .....	49
<b>DRIVERS</b>		Zach Veach .....	50
Fernando Alonso .....	18	Rinus VeeKay (R) .....	51
Marco Andretti .....	19	<b>2020 STATISTICS</b>	
Oliver Askew (R) .....	20	Driver Points .....	53
Sebastien Bourdais .....	21	Season Leaders .....	54
Ed Carpenter .....	22	Driver Performance Summary .....	57
Helio Castroneves .....	23	Driver Performance Index .....	58
Max Chilton .....	24	Lap Leaders .....	59
Conor Daly .....	25	Notables .....	60
James Davison .....	26	Current Consecutive Streaks .....	61
Scott Dixon .....	27	Entrant Points .....	62
Marcus Ericsson .....	28	Engine Manufacturer Point Standings .....	63
Santino Ferrucci .....	29	<b>2020 RECAPS &amp; BOX SCORES</b>	
Ben Hanley .....	30	Race-By-Race Season Recap .....	65
Jack Harvey .....	31	Individual Race Recaps .....	66
Colton Herta .....	32	Individual Race Box Scores .....	72
JR Hildebrand .....	33	<b>ALL-TIME RECORDS</b>	
James Hinchcliff .....	34	All-Time Driver Records .....	85
Ryan Hunter-Reay .....	35	All-Time Driver Records and Milestones .....	87
Tony Kanaan .....	36	Active Team Victories and Poles .....	89



# EVENT INFORMATION





# INDYCAR Harvest GP Entry List

Indianapolis Motor Speedway Road Course | Indianapolis, Indiana | October 2-3, 2020



	CAR	DRIVER	HOMETOWN	CAR NAME	TEAM	ENGINE
1	1	Josef Newgarden	Nashville, Tennessee	Hitachi Team Penske	Team Penske	Chevrolet
2	4	Charlie Kimball	Camarillo, California	Tresiba / A J Foyt Racing	A.J. Foyt Enterprises	Chevrolet
3	5	Pato O'Ward	Monterrey, Mexico	Arrow McLaren SP	Arrow McLaren SP	Chevrolet
4	7	Helio Castroneves	Sao Paulo, Brazil	Arrow McLaren SP	Arrow McLaren SP	Chevrolet
5	8	Marcus Ericsson	Kumla, Sweden	Huski Chocolate Chip Ganassi Racing	Chip Ganassi Racing	Honda
6	9	Scott Dixon	Auckland, New Zealand	PNC Bank Chip Ganassi Racing	Chip Ganassi Racing	Honda
7	10	Felix Rosenqvist	Värnamo, Sweden	NTT DATA Chip Ganassi Racing	Chip Ganassi Racing	Honda
8	12	Will Power	Toowoomba, Australia	Verizon Team Penske	Team Penske	Chevrolet
9	14	Sebastien Bourdais	Le Mans, France	AJ Foyt Racing	A.J. Foyt Enterprises	Chevrolet
10	15	Graham Rahal	New Albany, Ohio	United Rentals	Rahal Letterman Lanigan Racing	Honda
11	18	Santino Ferrucci	Woodbury, Connecticut	SealMaster	Dale Coyne Racing with Vasser Sullivan	Honda
12	20	Conor Daly	Noblesville, Indiana	U.S. Air Force	Ed Carpenter Racing	Chevrolet
13	21	Rinus VeeKay (R)	Hoofddorp, Netherlands	SONAX	Ed Carpenter Racing	Chevrolet
14	22	Simon Pagenaud	Montmorillon, France	DXC Technology Team Penske	Team Penske	Chevrolet
15	24	Sage Karam	Nazareth, Pennsylvania	Dreyer & Reinbold Racing	Dreyer & Reinbold Racing	Chevrolet
16	26	James Hinchcliffe	Toronto, Canada	Gainbridge	Andretti Autosport	Honda
17	27	Alexander Rossi	Nevada City, California	NAPA AUTO PARTS / AutoNation (Race 1); AutoNation / NAPA AUTO PARTS (Race 2)	Andretti Autosport	Honda
18	28	Ryan Hunter-Reay	Fort Lauderdale, Florida	DHL	Andretti Autosport	Honda
19	30	Takuma Sato	Tokyo, Japan	ABeam Consulting (Race1); Keihin (Race 2)	Rahal Letterman Lanigan Racing	Honda
20	41	Dalton Kellett (R)	Stouffville, Canada	K-Line USA / A J Foyt Racing	A. J. Foyt Enterprises	Chevrolet
21	55	Alex Palou (R)	Barcelona, Spain	Guaranteed Rate	Dale Coyne Racing with Team Goh	Honda
22	59	Max Chilton	Reigate, England	Gallagher Carlin	Carlin	Chevrolet
23	60	Jack Harvey	Bassingham, England	AutoNation/SiriusXM	Meyer Shank Racing	Honda
24	88	Colton Herta	Belleair, Florida	Gleaners Food Bank of Indiana (Race 1); Capstone Turbine #ShiftToGreen (Race 2)	Andretti Harding Steinbrenner Autosport	Honda
25	98	Marco Andretti	Nazareth, Pennsylvania	AutoNation / Curb	Andretti Herta w/ Marco & Curb-Agajanian	Honda

All cars use fourth-generation NTT INDYCAR SERIES chassis (Dallara IR12) with universal IR-18 aerodynamic bodywork, Chevrolet or Honda engines and Firestone tires.

(R) - Denotes Rookie of the Year candidate



# Indianapolis Motor Speedway Road Course

## FAST FACTS



Track Length	2.439-mile road course
Frontstraight	2,869 feet
Backstraight	2,677 feet
Turns	14 (five left, nine right)
First INDYCAR Race	May 10, 2014
Entry List	See page 5
PR Contact	Alex Damron - Vice President, Corporate Communications
PR Phone	(317) 492-6734
PR Email	imspr@brickyard.com
Event website	indianapolismotorspeedway.com
INDYCAR website	indycar.com



## SCHEDULE

### THURSDAY, OCT. 1 (All times Eastern)

2:25 - 3:40 p.m.	NTT INDYCAR SERIES practice, NBC Sports Gold
6:20 p.m.	Qualifying for the NTT P1 Award (two groups/ 12 minutes each), NBC Sports Gold (Live)

### FRIDAY, OCT. 2

3:30 p.m.	NBC Sports on air
3:53 p.m.	"Drivers, start your engines"
4 p.m.	INDYCAR Harvest GP Race 1 (85 laps / 207.35 miles), USA Network (Live)

### SATURDAY, OCT. 3

10:20 a.m.	Qualifying for the NTT P1 Award (two groups/ 12 minutes each), NBC Sports Gold (Live)
2:24 p.m.	"Drivers, start your engines"
2:30 p.m.	NBC Sports on air
2:31 p.m.	INDYCAR Harvest GP Race 1 (75 laps / 182.925 miles), NBC (Live)

## RACE NOTES

- **Scott Dixon** leads the NTT INDYCAR SERIES championship with three races to go for the third time since 2008. He also led the championship with three to go when he won the title in 2008 and 2018. Dixon has led the championship after every round this season. Since 2008, the driver who has led the championship with three races to go has won the championship seven times – Dixon in 2008 and 2018, **Dario Franchitti** in 2011, **Will Power** in 2014, **Simon Pagenaud** in 2016, and **Josef Newgarden** in 2017 and 2019.
- The INDYCAR Harvest GP presented by GMR doubleheader will be the second and third NTT INDYCAR SERIES event conducted on the Indianapolis Motor Speedway's road course this year and the eighth and ninth races, overall. **Scott Dixon**, **Simon Pagenaud** and **Will Power** are the only drivers to win on the Indianapolis Motor Speedway road course. Pagenaud won the inaugural race in 2014, 2016 and 2019, Power won the race in 2015, 2017 and 2018. Dixon won the GMR Grand Prix earlier this season.
- Four NTT P1 Award winners have won the race from the pole: **Will Power** in 2015, 2017 and 2018 and **Simon Pagenaud** in 2016.
- Nine drivers have competed in every NTT INDYCAR SERIES race on the Indianapolis Motor Speedway road course – **Marco Andretti**, **Scott Dixon**, **James Hinchcliffe**, **Ryan Hunter-Reay**, **Josef Newgarden**, **Simon Pagenaud**, **Will Power**, **Graham Rahal** and **Takuma Sato**. All are entered this weekend.





# Current Drivers – Performance Index

## Indianapolis Motor Speedway Road Course

DRIVER	2020		2019		2018		2017		2016		2015		2014	
	START	FINISH	START	FINISH	START	FINISH	START	FINISH	START	FINISH	START	FINISH	START	FINISH
Marco Andretti	25	22	23	13	14	13	11	16	19	15	24	16	13	14
Sebastien Bourdais			10	11	3	4	6	22	8	24	7	4	7	4
Helio Castroneves			15	21	10	6	2	5	13	2	3	6	10	3
Max Chilton	10	16	22	18	16	16	14	7	11	14				
Conor Daly	8	12					15	17	22	6				
Scott Dixon	7	1	2	2	18	2	4	2	7	7	2	10	6	15
Marcus Ericsson	14	6	9	24										
Santino Ferrucci	15	9	14	10										
Jack Harvey	2	17	3	3										
Colton Herta	3	4	4	23										
James Hinchcliffe	19	11	18	16	4	7	10	13	3	3	13	12	11	20
Ryan Hunter-Reay	12	13	16	17	13	18	8	3	15	9	19	11	3	2
Sage Karam	23	23												
Dalton Kellett	26	21												
Charlie Kimball	24	18			23	20	19	21	2	5	14	5	23	5
Josef Newgarden	6	7	13	15	6	11	3	11	25	21	12	20	15	17
Pato O'Ward	13	8	19	19										
Simon Pagenaud	20	3	8	1	7	8	7	4	1	1	5	25	4	1
Alex Palou	21	19												
Will Power	1	20	6	7	1	1	1	1	10	19	1	1	5	8
Graham Rahal	4	2	7	9	17	9	20	6	24	4	17	2	12	21
Felix Rosenqvist	9	15	1	8										
Alexander Rossi	11	25	17	22	8	5	9	8	12	10				
Takuma Sato	17	10	11	14	11	10	22	12	20	18	22	9	16	9
Rinus VeeKay	18	5												



# 2020 NTT INDYCAR SERIES Championship Points Overview

The NTT INDYCAR SERIES recognizes entrant, driver and manufacturer champions. To facilitate competition for these championships, INDYCAR calculates and publicizes complete rankings of all participating entrants, drivers and manufacturers following each race.

## ENTRANT AND DRIVER POINTS CHAMPIONSHIPS

The series has established the following system under which eligible entrants and drivers may accumulate points:

- Entrant points will be credited only to an entrant holding a valid entrant's license at the time of the event, competing with a properly registered car and displaying the assigned car number throughout any event.
- Driver points will be credited only to drivers holding a valid driver's license at the time of the event.
- In the event the starting driver receives relief during the running of a race, the starting driver will receive the points for that car for the race. The relief driver will not receive any points for driving that car.
- If a Car participates in practice and/or Qualifications, but is unable to start a Race, the Driver and/or the Entrant shall receive half of the points the Car would have received for the Race had the Car started the Race.

At the close of the season, the entrant and driver with the highest number of ranking points respectively shall be declared the NTT INDYCAR SERIES champion.

In the case of a tie, INDYCAR will determine the champion based on the most first-place finishes. If there is still a tie, INDYCAR will determine the champion by the most second-place finishes, then the most third-place finishes, etc., until a champion is determined. INDYCAR will apply the same system to other ties in the rankings at the close of the season and at any other time during the season.

Race Finish	Points	Race Finish	Points
1	50	17	13
2	40	18	12
3	35	19	11
4	32	20	10
5	30	21	9
6	28	22	8
7	26	23	7
8	24	24	6
9	22	25	5
10	20	26	5
11	19	27	5
12	18	28	5
13	17	29	5
14	16	30	5
15	15	31	5
16	14	32	5
		Pole Award	1 bonus point
		Leading at Least One Lap	1 point
		Most Laps Led	2 bonus points

Double points for each race finishing position will be awarded at the Indianapolis 500 Mile Race.

**Also, entrant and driver points will be awarded for Indianapolis 500 qualifying based on final qualifying results as follows:**

- The fastest qualifying entrant and driver (pole sitter) will receive 9 points, second fastest will receive 8 points and points awarded will decrease by one-point increments down to ninth fastest (1 point).

## MANUFACTURER POINTS CHAMPIONSHIP

Engine manufacturer championship points will be awarded to the top two finishing full-season entrants for each manufacturer in a race using the same points structure as used for entrant and driver points (50 points for first place, 40 for second, etc.).

Also, five points will be awarded to the race-winning manufacturer while one point is awarded to the engine manufacturer that qualifies in the pole position at all races except the Indianapolis 500. Two points will be awarded to the engine manufacturer that wins the pole position at the Indianapolis 500 and one point will be awarded the engine manufacturer that is the fastest on the first day of Indianapolis 500 qualifying.

Additional bonus points are available to manufacturers for an engine that meets the 2,000-mile threshold during the Indianapolis 500. A one-time bonus equal the number of manufacturer points scored in the Indianapolis 500 will be awarded.





# Driver Points Possibilities

INDYCAR Harvest GP · Race 1 | October 2, 2020



POS	DRIVER	CURRENT POINTS TOTAL	FINISHING POSITION																																		
			1	2	3	4	5	6	7	8	9	10	11	12	13	14	15	16	17	18	19	20	21	22	23	24	25	26	27	28	29	30	31	32	33		
1	Scott Dixon	456	506	496	491	488	486	484	482	480	478	476	475	474	473	472	471	470	469	468	467	466	465	464	463	462	461	461	461	461	461	461	461	461	461	461	
2	Josef Newgarden	384	434	424	419	416	414	412	410	408	406	404	403	402	401	400	399	398	397	396	395	394	393	392	391	390	389	389	389	389	389	389	389	389	389	389	
3	Pato O'Ward	338	388	378	373	370	368	366	364	362	360	358	357	356	355	354	353	352	351	350	349	348	347	346	345	344	343	343	343	343	343	343	343	343	343	343	
4	Colton Herta	327	377	367	362	359	357	355	353	351	349	347	346	345	344	343	342	341	340	339	338	337	336	335	334	333	332	332	332	332	332	332	332	332	332	332	
5	Will Power	306	356	346	341	338	336	334	332	330	328	326	325	324	323	322	321	320	319	318	317	316	315	314	313	312	311	310	309	308	307	306	306	306	306	306	
6	Graham Rahal	301	351	341	336	333	331	329	327	325	323	321	320	319	318	317	316	315	314	313	312	311	310	309	308	307	306	306	306	306	306	306	306	306	306	306	
7	Takuma Sato	300	350	340	335	332	330	328	326	324	322	320	319	318	317	316	315	314	313	312	311	310	309	308	307	306	305	305	305	305	305	305	305	305	305	305	
8	Simon Pagenaud	277	327	317	312	309	307	305	303	301	299	297	296	295	294	293	292	291	290	289	288	287	286	285	284	283	282	282	282	282	282	282	282	282	282	282	
9	Ryan Hunter-Reay	260	310	300	295	292	290	288	286	284	282	280	279	278	277	276	275	274	273	272	271	270	269	268	267	266	265	264	263	262	261	260	259	258	257	256	255
10	Santino Ferrucci	249	299	289	284	281	279	277	275	273	271	269	268	267	266	265	264	263	262	261	260	259	258	257	256	255	254	254	254	254	254	254	254	254	254	254	254
11	Felix Rosenqvist	244	294	284	279	276	274	272	270	268	266	264	263	262	261	260	259	258	257	256	255	254	253	252	251	250	249	249	249	249	249	249	249	249	249	249	249
12	Alexander Rossi	230	280	270	265	262	260	258	256	254	252	250	249	248	247	246	245	244	243	242	241	240	239	238	237	236	235	235	235	235	235	235	235	235	235	235	235
13	Marcus Ericsson	230	280	270	265	262	260	258	256	254	252	250	249	248	247	246	245	244	243	242	241	240	239	238	237	236	235	235	235	235	235	235	235	235	235	235	235
14	Jack Harvey	225	275	265	260	257	255	253	251	249	247	245	244	243	242	241	240	239	238	237	236	235	234	233	232	231	230	230	230	230	230	230	230	230	230	230	230
15	Rinus VeeKay (R)	224	274	264	259	256	254	252	250	248	246	244	243	242	241	240	239	238	237	236	235	234	233	232	231	230	229	229	229	229	229	229	229	229	229	229	
16	Conor Daly	196	246	236	231	228	226	224	222	220	218	216	215	214	213	212	211	210	209	208	207	206	205	204	203	202	201	201	201	201	201	201	201	201	201	201	
17	Alex Palou (R)	185	235	225	220	217	215	213	211	209	207	205	204	203	202	201	200	199	198	197	196	195	194	193	192	191	190	190	190	190	190	190	190	190	190	190	
18	Oliver Askew (R)	181	231	221	216	213	211	209	207	205	203	201	200	199	198	197	196	195	194	193	192	191	190	189	188	187	186	186	186	186	186	186	186	186	186	186	
19	Charlie Kimball	170	220	210	205	202	200	198	196	194	192	190	189	188	187	186	185	184	183	182	181	180	179	178	177	176	175	175	175	175	175	175	175	175	175	175	
20	Zach Veach	166	216	206	201	198	196	194	192	190	188	186	185	184	183	182	181	180	179	178	177	176	175	174	173	172	171	171	171	171	171	171	171	171	171	171	
21	Marco Andretti	153	203	193	188	185	183	181	179	177	175	173	172	171	170	169	168	167	166	165	164	163	162	161	160	159	158	158	158	158	158	158	158	158	158	158	158
22	Tony Kanaan	106	156	146	141	138	136	134	132	130	128	126	125	124	123	122	121	120	119	118	117	116	115	114	113	112	111	111	111	111	111	111	111	111	111	111	
23	Max Chilton	99	149	139	134	131	129	127	125	123	121	119	118	117	116	115	114	113	112	111	110	109	108	107	106	105	104	104	104	104	104	104	104	104	104	104	
24	James Hinchcliffe	88	138	128	123	120	118	116	114	112	110	108	107	106	105	104	103	102	101	100	99	98	97	96	95	94	93	93	93	93	93	93	93	93	93	93	
25	Ed Carpenter	81	131	121	116	113	111	109	107	105	103	101	100	99	98	97	96	95	94	93	92	91	90	89	88	87	86	86	86	86	86	86	86	86	86	86	
26	Dalton Kellett (R)	56	106	96	91	88	86	84	82	80	78	76	75	74	73	72	71	70	69	68	67	66	65	64	63	62	61	61	61	61	61	61	61	61	61	61	
27	Helio Castroneves	38	88	78	73	70	68	66	64	62	60	58	57	56	55	54	53	52	51	50	49	48	47	46	45	44	43	43	43	43	43	43	43	43	43	43	
28	JR Hildebrand	20	70	60	55	52	50	48	46	44	42	40	39	38	37	36	35	34	33	32	31	30	29	28	27	26	25	25	25	25	25	25	25	25	25	25	
29	Sage Karam	19	69	59	54	51	49	47	45	43	41	39	38	37	36	35	34	33	32	31	30	29	28	27	26	25	24	24	24	24	24	24	24	24	24	24	
30	Fernando Alonso	18	68	58	53	50	48	46	44	42	40	38	37	36	35	34	33	32	31	30	29	28	27	26	25	24	23	23	23	23	23	23	23	23	23	23	
31	Spencer Pigot	17	67	57	52	49	47	45	43	41	39	37	36	35	34	33	32	31	30	29	28	27	26	25	24	23	22	22	22	22	22	22	22	22	22	22	
32	Ben Hanley (R)	14	64	54	49	46	44	42	40	38	36	34	33	32	31	30	29	28	27	26	25	24	23	22	21	20	19	19	19	19	19	19	19	19	19	19	
33	James Davison	10	60	50	45	42	40	38	36	34	32	30	29	28	27	26	25	24	23	22	21	20	19	18	17	16	15	15	15	15	15	15	15	15	15	15	
34	Sebastien Bourdais	0	50	40	35	32	30	28	26	24	22	20	19	18	17	16	15	14	13	12	11	10	9	8	7	6	5	5	5	5	5	5	5	5	5	5	

NOTE: Points possibilities do not include bonus points for leading a lap (1), leading most laps (2) or winning NTT P1 Award (1).

KEY: (R) - NTT IndyCar Series Rookie of the Year Candidate



# Entrant Points Possibilities


INDYCAR Harvest GP · Race 1 | October 2, 2020



POS	NO.	TEAM	CURRENT POINTS TOTAL	FINISHING POSITION																																
				1	2	3	4	5	6	7	8	9	10	11	12	13	14	15	16	17	18	19	20	21	22	23	24	25	26	27	28	29	30	31	32	33
1	9	Chip Ganassi Racing	456	506	496	491	488	486	484	482	480	478	476	475	474	473	472	471	470	469	468	467	466	465	464	463	462	461	461	461	461	461	461	461	461	461
2	1	Team Penske	384	434	424	419	416	414	412	410	408	406	404	403	402	401	400	399	398	397	396	395	394	393	392	391	390	389	389	389	389	389	389	389	389	389
3	5	Arrow McLaren SP	338	388	378	373	370	368	366	364	362	360	358	357	356	355	354	353	352	351	350	349	348	347	346	345	344	343	343	343	343	343	343	343	343	343
4	88	Andretti Harding Steinbrenner Autosport	327	377	367	362	359	357	355	353	351	349	347	346	345	344	343	342	341	340	339	338	337	336	335	334	333	332	332	332	332	332	332	332	332	332
5	12	Team Penske	306	356	346	341	338	336	334	332	330	328	326	325	324	323	322	321	320	319	318	317	316	315	314	313	312	311	311	311	311	311	311	311	311	311
6	15	Rahal Letterman Lanigan Racing	301	351	341	336	333	331	329	327	325	323	321	320	319	318	317	316	315	314	313	312	311	310	309	308	307	306	306	306	306	306	306	306	306	306
7	30	Rahal Letterman Lanigan Racing	300	350	340	335	332	330	328	326	324	322	320	319	318	317	316	315	314	313	312	311	310	309	308	307	306	305	305	305	305	305	305	305	305	305
8	22	Team Penske	277	327	317	312	309	307	305	303	301	299	297	296	295	294	293	292	291	290	289	288	287	286	285	284	283	282	282	282	282	282	282	282	282	282
9	28	Andretti Autosport	260	310	300	295	292	290	288	286	284	282	280	279	278	277	276	275	274	273	272	271	270	269	268	267	266	265	265	265	265	265	265	265	265	265
10	18	Dale Coyne Racing with Vasser-Sullivan	249	299	289	284	281	279	277	275	273	271	269	268	267	266	265	264	263	262	261	260	259	258	257	256	255	254	254	254	254	254	254	254	254	254
11	10	Chip Ganassi Racing	244	294	284	279	276	274	272	270	268	266	264	263	262	261	260	259	258	257	256	255	254	253	252	251	250	249	249	249	249	249	249	249	249	249
12	27	Andretti Autosport	230	280	270	265	262	260	258	256	254	252	250	249	248	247	246	245	244	243	242	241	240	239	238	237	236	235	235	235	235	235	235	235	235	235
13	8	Chip Ganassi Racing	230	280	270	265	262	260	258	256	254	252	250	249	248	247	246	245	244	243	242	241	240	239	238	237	236	235	235	235	235	235	235	235	235	235
14	60	Meyer Shank Racing	225	275	265	260	257	255	253	251	249	247	245	244	243	242	241	240	239	238	237	236	235	234	233	232	231	230	230	230	230	230	230	230	230	230
15	21	Ed Carpenter Racing	224	274	264	259	256	254	252	250	248	246	244	243	242	241	240	239	238	237	236	235	234	233	232	231	230	229	229	229	229	229	229	229	229	229
16	59	Carlin	215	265	255	250	247	245	243	241	239	237	235	234	233	232	231	230	229	228	227	226	225	224	223	222	221	220	220	220	220	220	220	220	220	220
17	55	Dale Coyne Racing with Team Goh	185	235	225	220	217	215	213	211	209	207	205	204	203	202	201	200	199	198	197	196	195	194	193	192	191	190	190	190	190	190	190	190	190	190
18	7	Arrow McLaren SP	181	231	221	216	213	211	209	207	205	203	201	200	199	198	197	196	195	194	193	192	191	190	189	188	187	186	186	186	186	186	186	186	186	186
19	4	A.J. Foyt Enterprises	170	220	210	205	202	200	198	196	194	192	190	189	188	187	186	185	184	183	182	181	180	179	178	177	176	175	175	175	175	175	175	175	175	175
20	26	Andretti Autosport	166	216	206	201	198	196	194	192	190	188	186	185	184	183	182	181	180	179	178	177	176	175	174	173	172	171	171	171	171	171	171	171	171	171
21	98	Andretti Herta Autosport w/ Marco & Curb-Agajanian	153	203	193	188	185	183	181	179	177	175	173	172	171	170	169	168	167	166	165	164	163	162	161	160	159	158	158	158	158	158	158	158	158	158
22	14	A.J. Foyt Enterprises	152	202	192	187	184	182	180	178	176	174	172	171	170	169	168	167	166	165	164	163	162	161	160	159	158	157	157	157	157	157	157	157	157	157
23	20	Ed Carpenter Racing	151	201	191	186	183	181	179	177	175	173	171	170	169	168	167	166	165	164	163	162	161	160	159	158	157	156	156	156	156	156	156	156	156	156
24	29	Andretti Autosport	88	138	128	123	120	118	116	114	112	110	108	107	106	105	104	103	102	101	100	99	98	97	96	95	94	93	93	93	93	93	93	93	93	93
25	3	Team Penske	38	88	78	73	70	68	66	64	62	60	58	57	56	55	54	53	52	51	50	49	48	47	46	45	44	43	43	43	43	43	43	43	43	43
26	67	Dreyer & Reinbold Racing	28	78	68	63	60	58	56	54	52	50	48	47	46	45	44	43	42	41	40	39	38	37	36	35	34	33	33	33	33	33	33	33	33	33
27	24	Dreyer & Reinbold Racing	19	69	59	54	51	49	47	45	43	41	39	38	37	36	35	34	33	32	31	30	29	28	27	26	25	24	24	24	24	24	24	24	24	24
28	66	Arrow McLaren SP	18	68	58	53	50	48	46	44	42	40	38	37	36	35	34	33	32	31	30	29	28	27	26	25	24	23	23	23	23	23	23	23	23	23
29	45	RLL with Citrone/Buhl Autosport	17	67	57	52	49	47	45	43	41	39	37	36	35	34	33	32	31	30	29	28	27	26	25	24	23	22	22	22	22	22	22	22	22	22
30	81	DragonSpeed USA	14	64	54	49	46	44	42	40	38	36	34	33	32	31	30	29	28	27	26	25	24	23	22	21	20	19	19	19	19	19	19	19	19	19
31	47	Ed Carpenter Racing	10	60	50	45	42	40	38	36	34	32	30	29	28	27	26	25	24	23	22	21	20	19	18	17	16	15	15	15	15	15	15	15	15	15
32	41	A.J. Foyt Enterprises	10	60	50	45	42	40	38	36	34	32	30	29	28	27	26	25	24	23	22	21	20	19	18	17	16	15	15	15	15	15	15	15	15	15
33	51	Dale Coyne Racing with Rick Ware Byrd Belardi	10	60	50	45	42	40	38	36	34	32	30	29	28	27	26	25	24	23	22	21	20	19	18	17	16	15	15	15	15	15	15	15	15	15

NOTE: Points possibilities do not include bonus points for leading a lap (1), leading most laps (2) or winning Verizon P1 Award (1).





# MEDIA SERVICES



# INDYCAR Communications Contacts

Welcome to INDYCAR Harvest GP. The INDYCAR Communications staff is available throughout the season to assist you.

**NOTE:** All INDYCAR media files are sent via email to accredited media who have requested to be placed on the distribution list and via our Slack media channel. Contact Arni Sribhen at [asribhen@indycar.com](mailto:asribhen@indycar.com) to be added to the list and/or the Slack channel.

## INDYCAR COMMUNICATIONS CONTACTS



**Dave Furst**  
VP of Communications  
C: (317) 418-8000  
[dfurst@indycar.com](mailto:dfurst@indycar.com)



**Kate Davis**  
Director, Communications  
C: (386) 566-8538  
[kdavis@indycar.com](mailto:kdavis@indycar.com)



**Arni Sribhen**  
Coordinator, Media Relations  
P: (317) 492-8531  
C: (317) 506-4816  
[asribhen@indycar.com](mailto:asribhen@indycar.com)

## INDYCAR MEDIA WEBSITE – [MEDIA.INDYCAR.COM](http://MEDIA.INDYCAR.COM)

A media-only section of INDYCAR’s website is available at [media.indycar.com](http://media.indycar.com). The site contains content about the NTT INDYCAR SERIES, including:

- News releases as well as a release archive
- INDYCAR, NTT INDYCAR SERIES and Road to Indy presented by Cooper Tires logos
- High-resolution photo galleries from events and graphics for download and publication
- Team/manufacturer and broadcast PR contacts
- Teleconference advisories
- Teleconference transcripts, press releases, advisories and notebooks
- Video News Feed advisories and digital copies

Information about each race event also is available, including:

- Race event schedules and entry lists
- Broadcast information
- Daily Trackside Reports
- Video News Release advisories
- Press conference transcripts

The INDYCAR media site is password-protected and we encourage media members to sign up for the site. You can request an account on the site or you can directly contact Media Relations Coordinator Arni Sribhen at [asribhen@indycar.com](mailto:asribhen@indycar.com) for additional help.





# NTT INDYCAR SERIES Glossary of Terms



## INDYCAR KEY TERMS

**INDYCAR:** Indianapolis-based governing body of the NTT INDYCAR SERIES and Road to Indy.

**NTT INDYCAR SERIES:** Refers to the premier series of INDYCAR. Spelled with upper-case letters, NTT INDYCAR SERIES should be used in all references – e.g., NTT INDYCAR SERIES cars, NTT INDYCAR SERIES champion, NTT INDYCAR SERIES driver.

**Road to Indy:** The official ladder system of INDYCAR, which debuted in 2010, consisting of Indy Lights presented by Cooper Tires, Indy Pro 2000 Championship presented by Cooper Tires, and the Cooper Tires USF2000 Championship.

## OTHER KEY TERMS

**Aeroscreen:** A safety innovation for enhanced driver cockpit protection that will make its debut in the 2020 NTT INDYCAR SERIES season, beginning with the season-opening Genesys 300 at Texas Motor Speedway on June 6. The safety feature, which consists of a ballistic, canopy-like windshield that is anchored by titanium framework that encompasses the cockpit, is mandated for use by all teams on all tracks – ovals, permanent road courses and street circuits.

**AMR INDYCAR Safety Team:** Official name of the track safety unit of INDYCAR. AMR INDYCAR Safety Team should be used in all references.

**Astor Cup:** Trophy presented annually to the NTT INDYCAR SERIES champion.

**Chevrolet IndyCar V6:** Official name of Chevrolet's twin-turbocharged V-6 NTT INDYCAR SERIES engine.

**Honda Racing HI20TT:** Official name of Honda's twin-turbocharged V-6 NTT INDYCAR SERIES engine.

**IR-18:** Official name of the current NTT INDYCAR SERIES chassis built by Dallara Automobili. Car is based on the Dallara IR-12, also called DW-12 in honor of the late Dan Wheldon, the car's first test driver.

**Race car:** Not racecar.

**Racetrack:** Not race track; also applies to superspeedway.

**SAFER Barrier:** Acronym for the Steel and Foam Energy Reduction Barrier in place at oval tracks. Note the uppercase "B" in all references.

**Speedway E85:** Official name of the fuel used by the NTT INDYCAR SERIES. Fuel is a blend of 85 percent ethanol and 15 percent racing gasoline.

**SWEMS:** Acronym for the Suspension and Wheel/Wing Energy Management System employed on all NTT INDYCAR SERIES and Indy Lights cars.

**Turn:** Uppercase in all references (e.g., Turn 4). Also applies to laps (e.g., Lap 100).



# NTT INDYCAR SERIES Team PR Contacts



TEAM	DRIVERS	PR CONTACT(S)
<b>AJ Foyt Racing</b>	Charlie Kimball Tony Kanaan (ovals) Sebastien Bourdais (selected events) Dalton Kellett (selected events)	<p>▶ Anne Fornoro P: (973) 726-3701 C: (832) 372-9912 <a href="mailto:afornoro@earthlink.net">afornoro@earthlink.net</a> <a href="mailto:anne@ajfoytracing.com">anne@ajfoytracing.com</a></p> <p>▶ Marie Fornoro (PR and Social Media) C: (862) 268-2400 <a href="mailto:marie@ajfoytracing.com">marie@ajfoytracing.com</a></p>
<b>Andretti Autosport</b>	Marco Andretti Colton Herta Ryan Hunter-Reay Alexander Rossi Zach Veach James Hinchcliffe (selected events)	<p>▶ Ryann Weatherford (Team; Hunter-Reay and Rossi) P: (317) 872-2700 ext. 275 C: (610) 909-7312 <a href="mailto:rw@andrettiautosport.com">rw@andrettiautosport.com</a></p> <p>▶ Emily Young (Andretti, Herta, Veach) C: (317) 292-6179 <a href="mailto:Emily.young@andrettiautosport.com">Emily.young@andrettiautosport.com</a></p>
<b>Arrow McLaren SP</b>	Oliver Askew Pato O'Ward Fernando Alonso (Indy 500 only)	<p>▶ Phil Zielinski P: (317) 209-0099 C: (317) 373-9549 <a href="mailto:philz@arrowmclarensf.com">philz@arrowmclarensf.com</a></p>
<b>Carlin</b>	Max Chilton (road/streets and Indy 500) Conor Daly (Non Indy 500 ovals)	<p>▶ Lynzy Stover C: (317) 619-1929 <a href="mailto:Lynzy.Stover@carlin.co.uk">Lynzy.Stover@carlin.co.uk</a></p> <p>▶ Stephanie Carlin <a href="mailto:stephanie@carlin.co.uk">stephanie@carlin.co.uk</a></p>
<b>Chip Ganassi Racing</b>	Scott Dixon Marcus Ericsson Felix Rosenqvist	<p>▶ Kelby Krauss C: (317) 945-3019 <a href="mailto:kkrauss@ganassi.com">kkrauss@ganassi.com</a></p> <p>▶ Anna Weidinger C: (703) 439-8763 <a href="mailto:aweidinger@ganassi.com">aweidinger@ganassi.com</a></p>
<b>Dale Coyne Racing with Team Goh</b>	Alex Palou	<p>▶ Karina Redmond C: (317) 956-9910 <a href="mailto:karina.redmond@dalecoyneracing.com">karina.redmond@dalecoyneracing.com</a></p>
<b>Dale Coyne Racing with Vasser-Sullivan</b>	Santino Ferrucci	<p>▶ Kevin Diamond C: (415) 729-6011 <a href="mailto:kdiamond@cvsindycar.com">kdiamond@cvsindycar.com</a></p>
<b>DragonSpeed</b>	Ben Hanley (St. Pete)	<p>▶ David Aronson C: (617) 893-1678 <a href="mailto:hyspeedllc@aol.com">hyspeedllc@aol.com</a></p>



# NTT INDYCAR SERIES Team PR Contacts



TEAM	DRIVERS	PR CONTACT(S)	
Dreyer & Reinbold Racing	Sage Karam	<ul style="list-style-type: none"> <li>▶ Tom Blattler C: (317) 525-5692 <a href="mailto:tomblattler@earthlink.net">tomblattler@earthlink.net</a></li> </ul>	
Ed Carpenter Racing	Ed Carpenter (ovals) Conor Daly (road/streets + Indy 500) Rinus VeeKay	<ul style="list-style-type: none"> <li>▶ Brie Rentz C: (765) 210-2646 <a href="mailto:Brie.rentz@edcarteracing.com">Brie.rentz@edcarteracing.com</a></li> </ul>	
Juncos Racing		<ul style="list-style-type: none"> <li>▶ Abby Carter C: (816) 694-1685 <a href="mailto:abby@juncosracing.com">abby@juncosracing.com</a></li> </ul>	
Meyer Shank Racing	Jack Harvey	<ul style="list-style-type: none"> <li>▶ Maddie Komar C: (908) 370-9651 <a href="mailto:maddie@sundaymanagement.com">maddie@sundaymanagement.com</a></li> </ul>	<ul style="list-style-type: none"> <li>▶ Matt Cleary C: (317) 908-2975 <a href="mailto:media@sundaymanagement.com">media@sundaymanagement.com</a></li> </ul>
Rahal Letterman Lanigan Racing	Graham Rahal Takuma Sato Spencer Pigot (May only)	<ul style="list-style-type: none"> <li>▶ Kathi Lauterbach C: (317) 447-4337 <a href="mailto:klauterbach@rahal.com">klauterbach@rahal.com</a></li> </ul>	
Team Penske	Josef Newgarden Simon Pagenaud Will Power Scott McLaughlin (GMR Grand Prix - IMS Road Course)	<ul style="list-style-type: none"> <li>▶ Sarah Bonkowski C: (704) 245-4185 <a href="mailto:sarah.bonkowski@teampenske.com">sarah.bonkowski@teampenske.com</a></li> </ul>	<ul style="list-style-type: none"> <li>▶ Jeremy Troiano C: (704) 726-6849 <a href="mailto:jeremy.troiano@teampenske.com">jeremy.troiano@teampenske.com</a></li> </ul>





# NTT INDYCAR SERIES Manufacturer & Media Partner PR Contacts



MANUFACTURER/MEDIA PARTNERS	PR CONTACT(S)
<b>Firestone (Tire)</b>	<ul style="list-style-type: none"> <li>▶ Rachel Potee C: (765) 702-3032 <a href="mailto:poteerachel@bfusa.com">poteerachel@bfusa.com</a></li> <li>▶ Keith Cawley P: (615) 937-3429 C: (440) 725-2312 <a href="mailto:cawleykeith@bfusa.com">cawleykeith@bfusa.com</a></li> </ul>
<b>Dallara (Chassis)</b>	<ul style="list-style-type: none"> <li>▶ Dallara USA P: (317) 388-5400 C: (317) 388-5419 <a href="mailto:info@dallara.us">info@dallara.us</a></li> <li>▶ Dallara Automobili P: +39 0525-550711 F: +39 0525-53478 <a href="mailto:info@dallara.it">info@dallara.it</a></li> </ul>
<b>Chevrolet (Engine)</b>	<ul style="list-style-type: none"> <li>▶ Judy Kouba Dominick P: (336) 659-8964 F: (336) 765-1120 C: (317)-408-1049 <a href="mailto:jkdrcer@aol.com">jkdrcer@aol.com</a></li> </ul>
<b>Honda (Engine)</b>	<ul style="list-style-type: none"> <li>▶ Dan Layton P: (636) 394-3130 F: (636) 394-7090 C: (314) 614-9763 <a href="mailto:Danlayton47@earthlink.net">Danlayton47@earthlink.net</a></li> </ul>
<b>NBC Sports (TV)</b>	<ul style="list-style-type: none"> <li>▶ Christopher McCloskey P: (212) 664-5598 C: (347) 331-3593 <a href="mailto:Christopher.McCloskey@nbcuni.com">Christopher.McCloskey@nbcuni.com</a></li> </ul>
<b>Pennzoil INDYCAR Radio Network (Radio)</b>	<ul style="list-style-type: none"> <li>▶ Chris Pollock P: (317) 492-8729 <a href="mailto:cpollock@brickyard.com">cpollock@brickyard.com</a></li> </ul>



# DRIVERS



Fernando Alonso | #66 | 



Arrow McLaren SP

Birthdate: July 29, 1981 | Hometown: Oviedo, Spain | Residence: Oviedo, Spain | Ht./Wt.: 5'7"/150 lbs. | Marital Status: Single

### 2020 SEASON SUMMARY

Track	Qualifying Position	Starting Position	Finishing Position	Laps	Laps Led	Running/Reason Out	Points	Points Position
Texas	-	-	-	-	-	-	-	-
Indianapolis GP-1	-	-	-	-	-	-	-	-
Road America-1	-	-	-	-	-	-	-	-
Road America-2	-	-	-	-	-	-	-	-
Iowa-1	-	-	-	-	-	-	-	-
Iowa-2	-	-	-	-	-	-	-	-
Indianapolis	26	26	21	199	0	Running	18	30
WWT Raceway-1	-	-	-	-	-	-	-	-
WWT Raceway-2	-	-	-	-	-	-	-	-
Mid-Ohio-1	-	-	-	-	-	-	-	-
Mid-Ohio-2	-	-	-	-	-	-	-	-
Harvest GP-1	-	-	-	-	-	-	-	-
Harvest GP-2	-	-	-	-	-	-	-	-
St. Petersburg	-	-	-	-	-	-	-	-
<b>TOTAL</b>				<b>199</b>	<b>0</b>		<b>18</b>	

### INDYCAR CAREER SUMMARY

Season	Races	Wins	Poles	Top 3	Top 5	Top 10	Races Led	Laps Led	Running at Finish
2017	1	0	0	0	0	0	1	27	0
2020	1	0	0	0	0	0	0	0	1
<b>TOTAL</b>	<b>2</b>	<b>0</b>	<b>0</b>	<b>0</b>	<b>0</b>	<b>0</b>	<b>1</b>	<b>27</b>	<b>1</b>

2020 Average Start: 26.0 | 2020 Average Finish: 21.0

Best Finish: 21st - Indianapolis, 2020 ... 1 start ago



Best Start: 5th - Indianapolis, 2017 ... 2 starts ago

Most Recent Best Points Position: 30th - 2020, Race 7, Indianapolis



[www.fernandoalonso.com](http://www.fernandoalonso.com)

- Two-time Formula 1 champion who raced in the 2020 Indianapolis 500 in his chase for the Triple Crown of Motorsports.
- Led 27 laps in his Indianapolis 500 debut in 2017 to win Rookie of the Year.

 @alo\_oficial  facebook.com/FernandoAlonsoOficial





Marco Andretti | #98 | 

Andretti Herta Autosport with Marco Andretti & Curb-Agajanian



Birthdate: March 13, 1987 | Hometown: Nazareth, Pa. | Residence: Nazareth, Pa. | Ht./Wt.: 5'9"/157 lbs. | Spouse: Marta

2020 SEASON SUMMARY

Track	Qualifying Position	Starting Position	Finishing Position	Laps	Laps Led	Running/Reason Out	Points	Points Position
Texas	11	11	14	199	0	Running	16	13
Indianapolis GP-1	25	25	22	79	0	Running	8	20
Road America-1	10	10	22	39	0	Mechanical	8	20
Road America-2	19	19	19	54	0	Running	11	21
Iowa-1	20	20	22	128	0	Mechanical	8	21
Iowa-2	17	17	10	250	0	Running	20	21
Indianapolis	1	1	13	200	0	Running	43	21
WWT Raceway-1	19	19	23	0	0	Contact	7	21
WWT Raceway-2	20	20	15	199	0	Running	15	21
Mid-Ohio-1	11	11	23	74	0	Running	7	21
Mid-Ohio-2	7	7	20	74	0	Running	10	21
Harvest GP-1								
Harvest GP-2								
St. Petersburg								
<b>TOTAL</b>				<b>1,296</b>	<b>0</b>		<b>153</b>	

INDYCAR CAREER SUMMARY

Season	Races	Wins	Poles	Top 3	Top 5	Top 10	Races Led	Laps Led	Running at Finish
2006-2019	234	2	5	20	42	106	50	1,032	191
2020	11	0	1	0	0	1	0	0	8
<b>TOTAL</b>	<b>245</b>	<b>2</b>	<b>6</b>	<b>20</b>	<b>42</b>	<b>107</b>	<b>50</b>	<b>1,032</b>	<b>199</b>

2020 Average Start: 14.5 | 2020 Average Finish: 18.5

Wins (2): 2006-Sonoma; 2011-Iowa

Poles (6): 2008-Milwaukee; 2012-Auto Club; 2013-Milwaukee, Pocono; 2018-Belle Isle-1; 2020-Indianapolis 500

Best Finish: 1st - 2 times (most recent: Iowa, 2011 ... 154 starts ago)

Best Start: 1st - 6 times (most recent: Indianapolis, 2020 ... 5 starts ago)

Most Recent Best Points Position: 1st - 2013, Race 5, Indianapolis



[www.marcoandretti.com](http://www.marcoandretti.com)

- Third-generation driver who is the grandson of legendary Mario Andretti and son of racing great, Michael.
- 2006 Indianapolis 500 and NTT INDYCAR SERIES Rookie of the Year.
- Third-youngest driver to win a race (19 yrs., 5 mon., 14 days).

 @MarcoAndretti  @marcoandretti





Oliver Askew | #7 |



Arrow McLaren SP

ROOKIE

Birthdate: Dec. 12, 1996 | Hometown: Jupiter, Fla. | Residence: Carmel, Ind. | Ht./Wt.: 6'3"/161 lbs. | Marital Status: Single

### 2020 SEASON SUMMARY

Track	Qualifying Position	Starting Position	Finishing Position	Laps	Laps Led	Running/Reason Out	Points	Points Position
Texas	20	20	9	200	0	Running	22	9
Indianapolis GP-1	5	5	26	34	0	Contact	5	18
Road America-1	21	21	15	55	0	Running	15	17
Road America-2	18	18	21	53	0	Off Course	9	19
Iowa-1	14	14	3	250	0	Running	35	16
Iowa-2	13	13	6	250	10	Running	29	12
Indianapolis	21	21	30	91	4	Contact	11	16
WWT Raceway-1	15	15	14	200	0	Running	16	15
WWT Raceway-2	13	13	17	199	0	Running	13	17
Mid-Ohio-1	16	16	19	75	0	Running	11	18
Mid-Ohio-2	14	14	15	75	0	Running	15	18
Harvest GP-1								
Harvest GP-2								
St. Petersburg								
<b>TOTAL</b>				<b>1,482</b>	<b>14</b>		<b>181</b>	

### INDYCAR CAREER SUMMARY

Season	Races	Wins	Poles	Top 3	Top 5	Top 10	Races Led	Laps Led	Running at Finish
2020	11	0	0	1	1	3	2	14	8
<b>TOTAL</b>	<b>11</b>	<b>0</b>	<b>0</b>	<b>1</b>	<b>1</b>	<b>3</b>	<b>2</b>	<b>14</b>	<b>8</b>

2020 Average Start: 15.5 | 2020 Average Finish: 15.9

Best Finish: 3rd - Iowa-1, 2020 ... 7 starts ago

Best Start: 5th - Indianapolis GP-1, 2020 ... 10 starts ago

Most Recent Best Points Position: 9th - 2020, Race 1, Texas



[www.OliverAskew.com](http://www.OliverAskew.com)

- Competing in his rookie season in the NTT INDYCAR SERIES after advancing from karts to Indy cars in four seasons.
- Graduate of the Road to Indy with championships in Indy Lights (2019) and Cooper Tires USF2000 (2017).

@oliver\_askew facebook.com/oliveraskewracing @oliveraskew



# Sebastien Bourdais | #14 |



AJ Foyt Racing

Birthdate: Feb. 28, 1979 | Hometown: Le Mans, France | Residence: St. Petersburg, Fla. | Ht./Wt.: 5'10"/159 lbs. | Spouse: Claire | Children: Emma, Alex

## 2020 SEASON SUMMARY

Track	Qualifying Position	Starting Position	Finishing Position	Laps	Laps Led	Running/Reason Out	Points	Points Position
Texas	-	-	-	-	-	-	-	-
Indianapolis GP-1	-	-	-	-	-	-	-	-
Road America-1	-	-	-	-	-	-	-	-
Road America-2	-	-	-	-	-	-	-	-
Iowa-1	-	-	-	-	-	-	-	-
Iowa-2	-	-	-	-	-	-	-	-
Indianapolis	-	-	-	-	-	-	-	-
WWT Raceway-1	-	-	-	-	-	-	-	-
WWT Raceway-2	-	-	-	-	-	-	-	-
Mid-Ohio-1	-	-	-	-	-	-	-	-
Mid-Ohio-2	-	-	-	-	-	-	-	-
Harvest GP-1	-	-	-	-	-	-	-	-
Harvest GP-2	-	-	-	-	-	-	-	-
St. Petersburg	-	-	-	-	-	-	-	-
<b>TOTAL</b>				<b>0</b>	<b>0</b>		<b>0</b>	

## INDYCAR CAREER SUMMARY

Season	Races	Wins	Poles	Top 3	Top 5	Top 10	Races Led	Laps Led	Running at Finish
2003-07, '11-19	205	37	34	57	78	120	82	2,658	164
2020	0	0	0	0	0	0	0	0	0
<b>TOTAL</b>	<b>205</b>	<b>37</b>	<b>34</b>	<b>57</b>	<b>78</b>	<b>120</b>	<b>82</b>	<b>2,658</b>	<b>164</b>

Average Start: 0.0 | Average Finish: 0.0

**Wins (37):** 2003-Brands Hatch, Lausitzring, Cleveland; 2004-Monterrey, Portland, Cleveland, Toronto, Denver, Las Vegas, Mexico City; 2005-Long Beach, Edmonton, San Jose, Denver, Las Vegas, Surfers Paradise; 2006-Long Beach, Houston, Monterrey, Milwaukee, San Jose, Montreal, Mexico City; 2007-Long Beach, Houston, Portland, Edmonton, Road America, Zolder, Surfers Paradise, Mexico City; 2014-Toronto-1; 2015-Belle Isle-2, Milwaukee; 2016-Belle Isle-1; 2017-St. Petersburg; 2018-St. Petersburg

**Poles (34):** 2003-St. Petersburg, Monterrey, Lausitzring, Cleveland, Surfers Paradise; 2004-Monterrey, Portland, Toronto, Road America, Denver, Montreal, Laguna Seca, Mexico City; 2005-Monterrey, Toronto, San Jose, Montreal, Las Vegas; 2006-Long Beach, Monterrey, Milwaukee, Edmonton, San Jose, Denver, Montreal; 2007-Long Beach, Cleveland, Toronto, Road America, Zolder, Assen; 2014-Toronto-1, Mid-Ohio; 2018 - ISM Raceway

**Best Finish:** 1st - 37 times (most recent: St. Petersburg, 2018 ... 34 starts ago)

**Best Start:** 1st - 34 times (most recent: ISM Raceway, 2018 ... 33 starts ago)

**Most Recent Best Points Position:** 1st - 2018, Race 1, St. Petersburg



[www.sbourdais.com](http://www.sbourdais.com)

- Only INDYCAR driver to win four consecutive championships (2004-07 in Champ Car Series).
- Tied for sixth all-time for career wins (37) and seventh for career poles (34).



Ed Carpenter | #20 |



Ed Carpenter Racing

Birthdate: March 3, 1981 | Hometown: Indianapolis, Ind. | Residence: Indianapolis, Ind. | Ht./Wt.: 5'9"/165 lbs. | Spouse: Heather | Children: Makenna, Ryder, Cruz

### 2020 SEASON SUMMARY

Track	Qualifying Position	Starting Position	Finishing Position	Laps	Laps Led	Running/Reason Out	Points	Points Position
Texas	13	13	5	200	0	Running	30	5
Indianapolis GP-1	—	—	—	—	—	—	—	—
Road America-1	—	—	—	—	—	—	—	—
Road America-2	—	—	—	—	—	—	—	—
Iowa-1	16	16	15	247	0	Running	15	22
Iowa-2	14	14	23	112	0	Contact	7	22
Indianapolis	16	16	26	187	0	Running	10	25
WWT Raceway-1	17	17	20	3	0	Contact	10	24
WWT Raceway-2	22	22	21	197	0	Running	9	24
Mid-Ohio-1	—	—	—	—	—	—	—	—
Mid-Ohio-2	—	—	—	—	—	—	—	—
Harvest GP-1	—	—	—	—	—	—	—	—
Harvest GP-2	—	—	—	—	—	—	—	—
St. Petersburg	—	—	—	—	—	—	—	—
<b>TOTAL</b>				<b>946</b>	<b>0</b>		<b>81</b>	

### INDYCAR CAREER SUMMARY

Season	Races	Wins	Poles	Top 3	Top 5	Top 10	Races Led	Laps Led	Running at Finish
2003-2019	181	3	4	9	15	51	21	383	137
2020	6	0	0	0	1	1	0	0	4
<b>TOTAL</b>	<b>187</b>	<b>3</b>	<b>4</b>	<b>9</b>	<b>16</b>	<b>52</b>	<b>21</b>	<b>383</b>	<b>141</b>

2020 Average Start: 16.3 | 2020 Average Finish: 18.3

Wins (3): 2011-Kentucky; 2012-Auto Club; 2014-Texas

Poles (4): 2010-Kentucky; 2013-Indianapolis; 2014-Indianapolis; 2018-Indianapolis

Best Finish: 1st - 3 times (most recent: Texas, 2014 ... 38 starts ago)

Best Start: 1st - 4 times (most recent: Indianapolis, 2018 ... 16 starts ago)

Most Recent Best Points Position: 5th - 2020, Race 1, Texas



[www.edcarpenteracing.com](http://www.edcarpenteracing.com)

- Three-time race-winner is also one of the only owner-drivers in the NTT INDYCAR SERIES.
- Will compete in all the oval events in 2020.
- Won the first Indy Lights event at Indianapolis Motor Speedway in 2003.

@EdCarpenter20 facebook.com/edcarpenterindy



# Helio Castroneves | #7



Arrow McLaren SP

Birthdate: May 10, 1975 | Hometown: Sao Paulo, Brazil | Residence: Fort Lauderdale, Florida | Ht./Wt.: 5'8"/147 lbs. | Engaged: Adriana Henao

## 2020 SEASON SUMMARY

Track	Qualifying Position	Starting Position	Finishing Position	Laps	Laps Led	Running/Reason Out	Points	Points Position
Texas	-	-	-	-	-	-	-	-
Indianapolis GP-1	-	-	-	-	-	-	-	-
Road America-1	-	-	-	-	-	-	-	-
Road America-2	-	-	-	-	-	-	-	-
Iowa-1	-	-	-	-	-	-	-	-
Iowa-2	-	-	-	-	-	-	-	-
Indianapolis	28	28	11	200	0	Running	38	27
WWT Raceway-1	-	-	-	-	-	-	-	-
WWT Raceway-2	-	-	-	-	-	-	-	-
Mid-Ohio-1	-	-	-	-	-	-	-	-
Mid-Ohio-2	-	-	-	-	-	-	-	-
Harvest GP-1	-	-	-	-	-	-	-	-
Harvest GP-2	-	-	-	-	-	-	-	-
St. Petersburg	-	-	-	-	-	-	-	-
<b>TOTAL</b>				<b>200</b>	<b>0</b>		<b>38</b>	

## INDYCAR CAREER SUMMARY

Season	Races	Wins	Poles	Top 3	Top 5	Top 10	Races Led	Laps Led	Running at Finish
1998-2019	348	30	50	93	141	227	169	6,037	283
2020	1	0	0	0	0	0	0	0	1
<b>TOTAL</b>	<b>349</b>	<b>30</b>	<b>50</b>	<b>93</b>	<b>141</b>	<b>227</b>	<b>169</b>	<b>6,037</b>	<b>284</b>

2020 Average Start: 28.0 | 2020 Average Finish: 11.0

**Wins (30):** 2000-Belle Isle, Mid-Ohio, Laguna Seca; 2001-Long Beach, Indianapolis, Belle Isle, Mid-Ohio; 2002-Phoenix, Indianapolis; 2003-WWT Raceway, Nazareth; 2004-Texas 2; 2005-Richmond; 2006-St. Petersburg, Motegi, Texas, Michigan; 2007-St. Petersburg; 2008-Sonoma, Chicagoland; 2009-Indianapolis, Texas; 2010-Barber, Kentucky, Motegi; 2012-St. Petersburg, Edmonton; 2013-Texas; 2014-Belle Isle-2; 2017-Iowa

**Poles (50):** 1999-Milwaukee; 2000-Portland, Toronto, Laguna Seca; 2001-Long Beach, Motegi, Belle Isle; 2002-Phoenix; 2003-Indianapolis, WWT Raceway, Auto Club; 2004-Richmond, Nazareth, Chicagoland, Auto Club, Texas 2; 2005-Pikes Peak, Watkins Glen; 2006-Watkins Glen, Richmond, Milwaukee, Michigan, Kentucky; 2007-St. Petersburg, Motegi, Indianapolis, Milwaukee, Watkins Glen, Mid-Ohio, Belle Isle; 2008-Nashville, Mid-Ohio, Sonoma; 2009-Indianapolis; 2010-Indianapolis, Motegi; 2012-Barber; 2013-Iowa, 2014-Belle Isle-1, Houston-2, Auto Club; 2015-Long Beach, Barber, Iowa, Pocono; 2016-Phoenix, Long Beach; 2017-Long Beach, Phoenix, Road America

**Best Finish:** 1st - 30 times (most recent: Iowa, 2017... 12 starts ago)

**Best Start:** 1st - 50 times (most recent: Road America, 2017... 13 starts ago)

**Most Recent Best Points Position:** 1st - 2017, Race 6, Indianapolis

@h3lio facebook.com/h3lio @heliocastroneves



[www.heliocastroneves.com](http://www.heliocastroneves.com)

- Two-time NTT INDYCAR SERIES champion (2017, '19).
- Three-time Indianapolis 500 winner and 30-time race winner.
- Driving in INDYCAR Harvest GP for Arrow McLaren SP in place of injured Oliver Askew.





Max Chilton | #59 |   
Carlin



Birthdate: April 21, 1991 | Hometown: Reigate, England | Residence: Reigate, England | Ht./Wt.: 5'9" / 141 lbs. | Spouse: Chloe

#### 2020 SEASON SUMMARY

Track	Qualifying Position	Starting Position	Finishing Position	Laps	Laps Led	Running/Reason Out	Points	Points Position
Texas	—	—	—	—	—	—	—	—
Indianapolis GP-1	10	10	16	80	0	Running	14	25
Road America-1	18	18	17	55	0	Running	13	24
Road America-2	21	21	15	55	0	Running	15	22
Iowa-1	—	—	—	—	—	—	—	—
Iowa-2	—	—	—	—	—	—	—	—
Indianapolis	30	30	17	200	0	Running	26	24
WWT Raceway-1	—	—	—	—	—	—	—	—
WWT Raceway-2	—	—	—	—	—	—	—	—
Mid-Ohio-1	12	12	16	75	0	Running	14	24
Mid-Ohio-2	18	18	13	75	0	Running	17	23
Harvest GP-1	—	—	—	—	—	—	—	—
Harvest GP-2	—	—	—	—	—	—	—	—
St. Petersburg	—	—	—	—	—	—	—	—
<b>TOTAL</b>				<b>540</b>	<b>0</b>		<b>99</b>	

#### INDYCAR CAREER SUMMARY

Season	Races	Wins	Poles	Top 3	Top 5	Top 10	Races Led	Laps Led	Running at Finish
2016-2019	62	0	0	0	1	8	6	75	55
2020	6	0	0	0	0	0	0	0	6
<b>TOTAL</b>	<b>68</b>	<b>0</b>	<b>0</b>	<b>0</b>	<b>1</b>	<b>8</b>	<b>6</b>	<b>75</b>	<b>61</b>

2020 Average Start: 18.2 | 2020 Average Finish: 15.7

Best Finish: 4th - Indianapolis, 2017 ... 47 starts ago


Best Start: 4th - Iowa, 2016 ... 59 starts ago

Most Recent Best Points Position: 10th - 2017, Race 11, Iowa



[www.maxchilton.com](http://www.maxchilton.com)

- Returns to Carlin for his fifth season of NTT INDYCAR SERIES competition and sixth racing in America.
- Competed in Indy Lights in 2015.
- Was the first F1 rookie to finish every race in his debut season.

 @maxchilton  facebook.com/MaxChiltonOfficial  @MaxChilton



# Conor Daly | #20 |

## Ed Carpenter Racing



**Birthdate:** Dec. 15, 1991 | **Hometown:** Noblesville, Ind. | **Residence:** Indianapolis, Ind. | **Ht./Wt.:** 5'9"/150 lbs. | **Marital Status:** Single

### 2020 SEASON SUMMARY (Competing for Carlin in car 59 and Ed Carpenter Racing in car 47)

Track	Qualifying Position	Starting Position	Finishing Position	Laps	Laps Led	Running/Reason Out	Points	Points Position
Texas	19	19	6	200	0	Running	28	6
Indianapolis GP-1	8	8	12	80	0	Running	18	7
Road America-1	19	19	21	41	0	Contact	9	13
Road America-2	20	20	18	55	0	Running	12	17
Iowa-1	1	1	8	250	13	Running	26	14
Iowa-2	3	3	13	249	4	Running	18	14
Indianapolis	18	18	29	91	0	Contact	10	19
WWT Raceway-1	16	16	10	200	0	Running	20	17
WWT Raceway-2	15	15	8	200	0	Running	24	16
Mid-Ohio-1	4	4	13	75	0	Running	17	16
Mid-Ohio-2	16	16	16	75	0	Running	14	16
Harvest GP-1								
Harvest GP-2								
St. Petersburg								
<b>TOTAL</b>				<b>1,516</b>	<b>17</b>		<b>196</b>	

### INDYCAR CAREER SUMMARY

Season	Races	Wins	Poles	Top 3	Top 5	Top 10	Races Led	Laps Led	Running at Finish
2013-2019	50	0	0	1	3	12	8	72	39
2020	11	0	1	0	0	4	2	17	9
<b>TOTAL</b>	<b>61</b>	<b>0</b>	<b>1</b>	<b>1</b>	<b>3</b>	<b>16</b>	<b>10</b>	<b>89</b>	<b>48</b>

**2020 Average Start:** 12.6 | **2020 Average Finish:** 14.0

**Poles (1):** 2020-Iowa-1

**Best Finish:** 2nd - Belle Isle-1, 2016 ... 49 starts ago



**Best Start:** 1st - Iowa-1, 2020 ... 7 starts ago

**Most Recent Best Points Position:** 6th - 2020, Race 1, Texas



[www.conordaly.net](http://www.conordaly.net)

- Is the son of former driver Derek Daly, who competed in Formula 1, INDYCAR, IMSA, and European endurance sports car events between 1978 and 1990.
- Winner of the Indy Pro 2000 championship in 2010.

 @conordaly22  facebook.com/ConorDalyOfficial  @conordaly22



James Davison | #51 | 

Dale Coyne with Rick Ware Racing, BYRD & Belardi



Birthdate: Aug. 28, 1986 | Hometown: Melbourne, Australia | Residence: Miami, Florida | Ht./Wt.: 5'10"/160 lbs. | Marital Status: Single

#### 2020 SEASON SUMMARY

Track	Qualifying Position	Starting Position	Finishing Position	Laps	Laps Led	Running/Reason Out	Points	Points Position
Texas	-	-	-	-	-	-	-	-
Indianapolis GP-1	-	-	-	-	-	-	-	-
Road America-1	-	-	-	-	-	-	-	-
Road America-2	-	-	-	-	-	-	-	-
Iowa-1	-	-	-	-	-	-	-	-
Iowa-2	-	-	-	-	-	-	-	-
Indianapolis	27	27	33	4	0	Mechanical	10	33
WWT Raceway-1	-	-	-	-	-	-	-	-
WWT Raceway-2	-	-	-	-	-	-	-	-
Mid-Ohio-1	-	-	-	-	-	-	-	-
Mid-Ohio-2	-	-	-	-	-	-	-	-
Harvest GP-1	-	-	-	-	-	-	-	-
Harvest GP-2	-	-	-	-	-	-	-	-
St. Petersburg	-	-	-	-	-	-	-	-
<b>TOTAL</b>				<b>4</b>	<b>0</b>		<b>10</b>	

#### INDYCAR CAREER SUMMARY

Season	Races	Wins	Poles	Top 3	Top 5	Top 10	Races Led	Laps Led	Running at Finish
2013-2019	7	0	0	0	0	0	1	2	4
2020	1	0	0	0	0	0	0	0	0
<b>TOTAL</b>	<b>8</b>	<b>0</b>	<b>0</b>	<b>0</b>	<b>0</b>	<b>0</b>	<b>1</b>	<b>2</b>	<b>4</b>

2020 Average Start: 27.0 | 2020 Average Finish: 33.0

Best Finish: 12th - Indianapolis, 2019 ... 2 starts ago



Best Start: 15th - Indianapolis, 2019 ... 2 starts ago

Most Recent Best Points Position: 26th - 2019, Race 6, Indianapolis



[www.jamesdavisonracing.com](http://www.jamesdavisonracing.com)

- His family is prominent in Australian motorsports, with his grandfather, Lex Davison, being a four-time winner of the Australian Grand Prix.
- Made his NTT INDYCAR SERIES Series debut in 2013 at Mid-Ohio and his Indianapolis 500 debut in 2014.

 @JD33Davison  @JD33Davison



Scott Dixon | #9 |   
Chip Ganassi Racing



Birthdate: July 22, 1980 | Hometown: Auckland, New Zealand | Residence: Indianapolis, Ind. | Ht./Wt.: 5'10"/150 lbs. | Spouse: Emma | Children: Poppy, Tilly, Kit

### 2020 SEASON SUMMARY

Track	Qualifying Position	Starting Position	Finishing Position	Laps	Laps Led	Running/Reason Out	Points	Points Position
Texas	2	2	1	200	157	Running	53	1
Indianapolis GP-1	7	7	1	80	26	Running	51	1
Road America-1	9	9	1	55	16	Running	51	1
Road America-2	6	6	12	55	0	Running	18	1
Iowa-1	17	17	2	250	0	Running	40	1
Iowa-2	18	18	5	250	2	Running	31	1
Indianapolis	2	2	2	200	111	Running	91	1
WWT Raceway-1	3	3	1	200	28	Running	51	1
WWT Raceway-2	6	6	5	200	0	Running	30	1
Mid-Ohio-1	17	17	10	75	0	Running	20	1
Mid-Ohio-2	3	3	10	75	0	Running	20	1
Harvest GP-1								
Harvest GP-2								
St. Petersburg								
<b>TOTAL</b>				<b>1,640</b>	<b>340</b>		<b>456</b>	

### INDYCAR CAREER SUMMARY

Season	Races	Wins	Poles	Top 3	Top 5	Top 10	Races Led	Laps Led	Running at Finish
2001-2019	321	46	26	115	165	230	150	5,602	271
2020	11	4	0	6	8	10	6	340	11
<b>TOTAL</b>	<b>332</b>	<b>50</b>	<b>26</b>	<b>121</b>	<b>173</b>	<b>240</b>	<b>156</b>	<b>5,942</b>	<b>282</b>

2020 Average Start: 8.2 | 2020 Average Finish: 4.5

**Wins (50):** 2001-Nazareth; 2003-Homestead, Pikes Peak, Richmond; 2005-Watkins Glen; 2006-Watkins Glen, Nashville; 2007-Watkins Glen, Nashville, Mid-Ohio, Sonoma; 2008-Homestead, Indianapolis, Texas, Nashville, Edmonton, Kentucky; 2009-Kansas, Milwaukee, Richmond, Mid-Ohio, Motegi; 2010-Kansas, Edmonton, Homestead; 2011-Mid-Ohio, Motegi; 2012-Belle Isle, Mid-Ohio; 2013-Pocono, Toronto-1, Toronto-2, Houston-1; 2014-Mid-Ohio, Sonoma; 2015-Long Beach, Texas, Sonoma; 2016-Phoenix, Watkins Glen; 2017-Road America; 2018-Belle Isle-1, Texas, Toronto; 2019-Belle Isle-2, Mid-Ohio; 2020-Texas, Indianapolis GP-1, Road America-1, WWT Raceway-1

**Poles (26):** 2003-Motegi, Richmond, Kansas, Nashville, Nazareth; 2006-Sonoma; 2007-Iowa, Nashville; 2008-Homestead, Kansas, Indianapolis, Texas, Kentucky, Belle Isle; 2009-Motegi; 2011-Mid-Ohio, Motegi; 2012-Belle Isle; 2013-Toronto-2, Baltimore; 2014-Iowa; 2015-Indianapolis, Mid-Ohio; 2016-Toronto, Watkins Glen; 2017-Indianapolis

**Best Finish:** 1st - 50 times (most recent: WWT Raceway-1, 2020 ... 4 starts ago)

**Best Start:** 1st - 26 times (most recent: Indianapolis, 2017 ... 55 starts ago)

**Most Recent Best Points Position:** 1st - 2020, Race 11, Mid-Ohio-2



[www.scottdixon.com](http://www.scottdixon.com)

- Five-time NTT INDYCAR SERIES champion (2003, 2008, 2013, 2015, 2018).
- 2008 Indianapolis 500 winner.
- Most wins of any active NTT INDYCAR SERIES driver (47), which ranks third all-time.

 @scottdixon9  facebook.com/scottdixon  @ScottDixon9





Marcus Ericsson | #8 | 

Chip Ganassi Racing



Birthdate: Sept. 2, 1990 | Hometown: Kumla, Sweden | Residence: Indianapolis, Ind. | Ht./Wt.: 5'10"/165 lbs. | Marital Status: Single

#### 2020 SEASON SUMMARY

Track	Qualifying Position	Starting Position	Finishing Position	Laps	Laps Led	Running/Reason Out	Points	Points Position
Texas	17	17	19	196	0	Running	11	19
Indianapolis GP-1	14	14	6	80	1	Running	29	10
Road America-1	13	13	10	55	2	Running	21	10
Road America-2	16	16	4	55	0	Running	32	6
Iowa-1	10	10	9	250	0	Running	22	6
Iowa-2	9	9	9	250	0	Running	22	8
Indianapolis	11	11	32	24	0	Contact	10	12
WWT Raceway-1	4	4	5	200	0	Running	30	11
WWT Raceway-2	7	7	23	190	0	Running	7	12
Mid-Ohio-1	21	21	15	75	0	Running	15	14
Mid-Ohio-2	15	15	5	75	1	Running	31	13
Harvest GP-1								
Harvest GP-2								
St. Petersburg								
<b>TOTAL</b>				<b>1,450</b>	<b>4</b>		<b>230</b>	

#### INDYCAR CAREER SUMMARY

Season	Races	Wins	Poles	Top 3	Top 5	Top 10	Races Led	Laps Led	Running at Finish
2019	16	0	0	1	1	3	3	6	13
2020	11	0	0	0	3	7	3	4	10
<b>TOTAL</b>	<b>27</b>	<b>0</b>	<b>0</b>	<b>1</b>	<b>4</b>	<b>10</b>	<b>6</b>	<b>10</b>	<b>23</b>

2020 Average Start: 12.5 | 2020 Average Finish: 12.5

Best Finish: 2nd - Belle Isle-2, 2019 ... 20 starts ago




Best Start: 4th - WWT Raceway-1, 2020 ... 4 starts ago

Most Recent Best Points Position: 6th - 2020, Race 5, Iowa-1



[www.marcusericsson.com](http://www.marcusericsson.com)

- Competing in his second season in the NTT INDYCAR SERIES and first with Chip Ganassi Racing.
- Competed in Formula 1 for five seasons, racing with Sauber from 2015 to 2018.

 @Ericsson\_Marcus  facebook.com/MarcusEricssonOfficialF1Page  @ericsson\_marcus



# Santino Ferrucci | #18 |

## Dale Coyne Racing with Vasser Sullivan



**Birthdate:** May 31, 1998 | **Hometown:** Woodbury, Conn. | **Residence:** Port St. Lucie, Fla. | **Ht./Wt.:** 5'5" / 125 lbs. | **Marital Status:** Single

### 2020 SEASON SUMMARY

Track	Qualifying Position	Starting Position	Finishing Position	Laps	Laps Led	Running/Reason Out	Points	Points Position
Texas	23	23	21	156	0	Mechanical	9	21
Indianapolis GP-1	15	15	9	80	0	Running	24	12
Road America-1	6	6	6	55	0	Running	28	11
Road America-2	11	11	6	55	0	Running	28	10
Iowa-1	11	11	13	247	0	Running	17	9
Iowa-2	16	16	18	247	0	Running	12	11
Indianapolis	19	19	4	200	1	Running	65	8
WWT Raceway-1	20	20	16	200	2	Running	15	8
WWT Raceway-2	16	16	10	200	0	Running	20	9
Mid-Ohio-1	14	14	14	75	0	Running	16	10
Mid-Ohio-2	2	2	14	75	0	Running	17	10
Harvest GP-1								
Harvest GP-2								
St. Petersburg								
<b>TOTAL</b>				<b>1,590</b>	<b>3</b>		<b>251</b>	

### INDYCAR CAREER SUMMARY

Season	Races	Wins	Poles	Top 3	Top 5	Top 10	Races Led	Laps Led	Running at Finish
2018-2019	21	0	0	0	3	7	3	118	18
2020	11	0	0	0	1	5	2	3	10
<b>TOTAL</b>	<b>32</b>	<b>0</b>	<b>0</b>	<b>0</b>	<b>4</b>	<b>12</b>	<b>5</b>	<b>121</b>	<b>28</b>

**2020 Average Start:** 13.9 | **2020 Average Finish:** 11.9

**Best Finish:** 4th - 4 times (most recent: Indianapolis, 2020 ... 5 starts ago)

**Best Start:** 2nd - Mid-Ohio-2, 2020 ... 1 start ago

**Most Recent Best Points Position:** 8th - 2020, Race 7, WWT Raceway



[www.santinferrucci.com](http://www.santinferrucci.com)

- 2019 Indianapolis 500 Rookie of the Year.
- Finished third in the NTT INDYCAR Series for most laps completed (2,037 of possible 2,092) in 2019 rookie season.
- Served as development driver for HAAS F1 from 2016 to 2018.

 @santinferrucci  facebook.com/santinof1  @santinferrucci



Ben Hanley | #81 | 

DragonSpeed USA



Birthdate: January 22, 1985 | Hometown: Manchester, England | Residence: Manchester, England | Ht./Wt.: 5'10"/150 lbs. | Spouse: Hollie | Children: Stanley

### 2020 SEASON SUMMARY

Track	Qualifying Position	Starting Position	Finishing Position	Laps	Laps Led	Running/Reason Out	Points	Points Position
Texas	-	-	-	-	-	-	-	-
Indianapolis GP-1	-	-	-	-	-	-	-	-
Road America-1	-	-	-	-	-	-	-	-
Road America-2	-	-	-	-	-	-	-	-
Iowa-1	-	-	-	-	-	-	-	-
Iowa-2	-	-	-	-	-	-	-	-
Indianapolis	33	33	23	198	0	Running	14	32
WWT Raceway-1	-	-	-	-	-	-	-	-
WWT Raceway-2	-	-	-	-	-	-	-	-
Mid-Ohio-1	-	-	-	-	-	-	-	-
Mid-Ohio-2	-	-	-	-	-	-	-	-
Harvest GP-1	-	-	-	-	-	-	-	-
Harvest GP-2	-	-	-	-	-	-	-	-
St. Petersburg	-	-	-	-	-	-	-	-
<b>TOTAL</b>				<b>198</b>	<b>0</b>		<b>14</b>	

### INDYCAR CAREER SUMMARY

Season	Races	Wins	Poles	Top 3	Top 5	Top 10	Races Led	Laps Led	Running at Finish
2019	3	0	0	0	0	0	0	0	2
2020	1	0	0	0	0	0	0	0	1
<b>TOTAL</b>	<b>4</b>	<b>0</b>	<b>0</b>	<b>0</b>	<b>0</b>	<b>0</b>	<b>0</b>	<b>0</b>	<b>3</b>

2020 Average Start: 33.0 | 2020 Average Finish: 23.0

Best Finish: 18th - St. Petersburg, 2019 ... 4 starts ago

Best Start: 12th - St. Petersburg, 2019 ... 4 starts ago

Most Recent Best Points Position: 18th - 2019, Race 1, St. Petersburg



- Competing in his second season in the NTT INDYCAR SERIES with DragonSpeed.
- Also a competitor in sports cars, he led the team's P2 class win at the Rolex 24 at Daytona in 2020.

 @benhanley85  @benhanleyofficial



Jack Harvey | #60 |

Meyer Shank Racing



Birthdate: April 15, 1993 | Hometown: Bassingham, England | Residence: Indianapolis, Ind. | Ht./Wt.: 5'10"/168 lbs. | Marital Status: Single

### 2020 SEASON SUMMARY

Track	Qualifying Position	Starting Position	Finishing Position	Laps	Laps Led	Running/Reason Out	Points	Points Position
Texas	21	21	16	199	0	Running	14	16
Indianapolis GP-1	2	2	17	80	1	Running	14	17
Road America-1	2	2	23	37	0	Off Course	8	19
Road America-2	9	9	17	55	0	Running	13	20
Iowa-1	9	9	7	250	0	Running	26	20
Iowa-2	6	6	7	250	0	Running	26	16
Indianapolis	20	20	9	200	0	Running	44	13
WWT Raceway-1	7	7	11	200	0	Running	19	13
WWT Raceway-2	5	5	13	200	0	Running	17	14
Mid-Ohio-1	5	5	7	75	0	Running	26	12
Mid-Ohio-2	19	19	12	75	0	Running	18	14
Harvest GP-1								
Harvest GP-2								
St. Petersburg								
<b>TOTAL</b>				<b>1,621</b>	<b>1</b>		<b>225</b>	

### INDYCAR CAREER SUMMARY

Season	Races	Wins	Poles	Top 3	Top 5	Top 10	Races Led	Laps Led	Running at Finish
2017-2019	19	0	0	1	1	4	0	0	16
2020	11	0	0	0	0	4	1	1	10
<b>TOTAL</b>	<b>30</b>	<b>0</b>	<b>0</b>	<b>1</b>	<b>1</b>	<b>8</b>	<b>1</b>	<b>1</b>	<b>26</b>

2020 Average Start: 9.5 | 2020 Average Finish: 12.6

Best Finish: 3rd - Indianapolis GP, 2019 ... 17 starts ago

Best Start: 2nd - 2 times (most recent: Road America-1, 2020 ... 9 starts ago)

Most Recent Best Points Position: 10th - 2019, Race 1, St. Petersburg



[www.jackharvey.com](http://www.jackharvey.com)

- Is contesting his first full season in the NTT INDYCAR SERIES.
- Competed in 10 NTT INDYCAR SERIES events with Meyer Shank Racing in 2019, with his best effort coming in the INDYCAR Grand Prix at Indianapolis Motor Speedway, where he finished third.

@jack\_harvey42 facebook.com/JackHarveyRacing @jack\_harvey42





Colton Herta | #88 | 

Andretti Harding Steinbrenner Autosport



Birthdate: March 30, 2000 | Hometown: Belleair, Fla. | Residence: Belleair, Fla. | Ht./Wt.: 5'10"/140 lbs. | Marital Status: Single

### 2020 SEASON SUMMARY

Track	Qualifying Position	Starting Position	Finishing Position	Laps	Laps Led	Running/Reason Out	Points	Points Position
Texas	14	14	7	200	0	Running	26	7
Indianapolis GP-1	3	3	4	80	0	Running	32	4
Road America-1	7	7	5	55	0	Running	30	3
Road America-2	2	2	5	55	0	Running	31	2
Iowa-1	4	4	20	156	0	Contact	10	5
Iowa-2	5	5	19	247	0	Running	11	7
Indianapolis	10	10	8	200	1	Running	49	7
WWT Raceway-1	10	10	4	200	0	Running	32	7
WWT Raceway-2	10	10	6	200	10	Running	29	5
Mid-Ohio-1	13	13	9	75	4	Running	23	6
Mid-Ohio-2	1	1	1	75	57	Running	54	4
Harvest GP-1								
Harvest GP-2								
St. Petersburg								
<b>TOTAL</b>				<b>1,543</b>	<b>72</b>		<b>327</b>	

### INDYCAR CAREER SUMMARY

Season	Races	Wins	Poles	Top 3	Top 5	Top 10	Races Led	Laps Led	Running at Finish
2018-2019	18	2	3	2	3	8	4	144	12
2020	11	1	1	1	5	9	4	72	10
<b>TOTAL</b>	<b>29</b>	<b>3</b>	<b>4</b>	<b>3</b>	<b>8</b>	<b>17</b>	<b>8</b>	<b>216</b>	<b>22</b>

2020 Average Start: 7.2 | 2020 Average Finish: 8.0

Wins (3): 2019-Circuit of The Americas, Weather Tech Raceway Laguna Seca; 2020-Mid-Ohio-2

Poles (4): 2019-Road America, Portland, WeatherTech Raceway Laguna Seca; 2020-Mid-Ohio-2

Best Finish: 1st - 3 times (most recent: Mid-Ohio-2, 2020 ... 1 start ago)

Best Start: 1st - 3 times (most recent: 4 times (most recent: Mid-Ohio-2, 2020 ... 1 start ago)

Most Recent Best Points Position: 2nd - 2020, Race 4, Road America-2



[www.AndrettiAutosport.com](http://www.AndrettiAutosport.com)

- Youngest driver to win an INDYCAR race (18 years, 11 months, 25 days); Circuit of The Americas, 2019), and pole position (19 years, 2 months, 24 days; Road America, 2019).
- Son of former INDYCAR driver and team owner Bryan Herta.

 @ColtonHerta  @ColtonHertaRacing  @ColtonHerta



JR Hildebrand | #67 | 



Dreyer & Reinbold Racing

Birthdate: Jan. 3, 1988 | Hometown: Sausalito, California | Residence: Boulder, Colorado | Ht./Wt.: 6'/160 lbs. | Spouse: Kristin

2020 SEASON SUMMARY

Track	Qualifying Position	Starting Position	Finishing Position	Laps	Laps Led	Running/Reason Out	Points	Points Position
Texas	-	-	-	-	-	-	-	-
Indianapolis GP-1	-	-	-	-	-	-	-	-
Road America-1	-	-	-	-	-	-	-	-
Road America-2	-	-	-	-	-	-	-	-
Iowa-1	-	-	-	-	-	-	-	-
Iowa-2	-	-	-	-	-	-	-	-
Indianapolis	32	32	16	200	0	Running	28	28
WWT Raceway-1	-	-	-	-	-	-	-	-
WWT Raceway-2	-	-	-	-	-	-	-	-
Mid-Ohio-1	-	-	-	-	-	-	-	-
Mid-Ohio-2	-	-	-	-	-	-	-	-
Harvest GP-1	-	-	-	-	-	-	-	-
Harvest GP-2	-	-	-	-	-	-	-	-
St. Petersburg	-	-	-	-	-	-	-	-
<b>TOTAL</b>				<b>200</b>	<b>0</b>		<b>28</b>	

INDYCAR CAREER SUMMARY




Season	Races	Wins	Poles	Top 3	Top 5	Top 10	Races Led	Laps Led	Running at Finish
2010-2019	64	0	0	3	7	17	10	142	31
2020	1	0	0	0	0	0	0	0	1
<b>TOTAL</b>	<b>65</b>	<b>0</b>	<b>0</b>	<b>3</b>	<b>7</b>	<b>17</b>	<b>10</b>	<b>142</b>	<b>32</b>

2020 Average Start: 32.0 | 2020 Average Finish: 16.0  
 Best Finish: 2nd - 2 times (most recent: Iowa, 2017 ... 10 starts ago)  
 Best Start: 2nd - Iowa, 2017 ... 10 starts ago  
 Most Recent Best Points Position: 8th - 2011, Race 5, Indianapolis



[www.jrhildebrandracing.com](http://www.jrhildebrandracing.com)

- 2009 Indy Lights champion
- 2011 Indianapolis 500 Rookie of the Year

 @JRHildebrand  facebook.com/JRHildebrandRacing  @JRHildebrand



James Hinchcliffe | #26 | 

Andretti Autosport



Birthdate: Dec. 5, 1986 | Hometown: Toronto | Residence: Toronto/Indianapolis, Ind. | Ht./Wt.: 5'9"/155 lbs. | Spouse: Becky

### 2020 SEASON SUMMARY

Track	Qualifying Position	Starting Position	Finishing Position	Laps	Laps Led	Running/Reason Out	Points	Points Position
Texas	15	15	18	198	0	Running	12	18
Indianapolis GP-1	19	19	11	80	0	Running	19	13
Road America-1	-	-	-	-	-	-	-	-
Road America-2	-	-	-	-	-	-	-	-
Iowa-1	-	-	-	-	-	-	-	-
Iowa-2	-	-	-	-	-	-	-	-
Indianapolis	6	6	7	200	1	Running	57	22
WWT Raceway-1	-	-	-	-	-	-	-	-
WWT Raceway-2	-	-	-	-	-	-	-	-
Mid-Ohio-1	-	-	-	-	-	-	-	-
Mid-Ohio-2	-	-	-	-	-	-	-	-
Harvest GP-1	-	-	-	-	-	-	-	-
Harvest GP-2	-	-	-	-	-	-	-	-
St. Petersburg	-	-	-	-	-	-	-	-
<b>TOTAL</b>				<b>478</b>	<b>1</b>		<b>88</b>	

### INDYCAR CAREER SUMMARY

Season	Races	Wins	Poles	Top 3	Top 5	Top 10	Races Led	Laps Led	Running at Finish
2011-2019	139	6	1	17	32	69	33	778	113
2020	3	0	0	0	0	1	1	1	3
<b>TOTAL</b>	<b>142</b>	<b>6</b>	<b>1</b>	<b>17</b>	<b>32</b>	<b>70</b>	<b>34</b>	<b>779</b>	<b>116</b>

2020 Average Start: 13.3 | 2020 Average Finish: 12.0

Wins (6): 2013-St. Petersburg, Sao Paulo, Iowa; 2015-New Orleans; 2017-Long Beach; 2018-Iowa

Poles (1): 2016-Indianapolis 500

Best Finish: 1st - 6 times (most recent: Iowa, 2018 ... 27 starts ago)




Best Start: 1st - Indianapolis, 2016 ... 64 starts ago

Most Recent Best Points Position: 1st - 2013, Race 1, St. Petersburg



[www.hinchtown.com](http://www.hinchtown.com)

- Six-time race winner in the NTT INDYCAR SERIES.
- Was the 2011 NTT INDYCAR SERIES Rookie of the Year.
- Also a member of the NBC Sports broadcast team serving a pit reporter and analyst.

 @hinchtown  @hinchtown  @hinchtown



Ryan Hunter-Reay | #28 |

Andretti Autosport



Birthdate: Dec. 17, 1980 | Hometown: Fort Lauderdale, Fla. | Residence: Fort Lauderdale, Fla. | Ht./Wt.: 6'1"/180 lbs. | Spouse: Beccy | Children: Ryden, Rocsen, Rhodes

### 2020 SEASON SUMMARY

Track	Qualifying Position	Starting Position	Finishing Position	Laps	Laps Led	Running/Reason Out	Points	Points Position
Texas	4	4	8	200	0	Running	24	8
Indianapolis GP-1	12	12	13	80	0	Running	17	9
Road America-1	3	3	4	55	0	Running	32	6
Road America-2	4	4	22	0	0	Contact	8	11
Iowa-1	12	12	16	247	0	Running	14	12
Iowa-2	4	4	22	178	4	Contact	9	15
Indianapolis	5	5	10	200	0	Running	45	11
WWT Raceway-1	8	8	7	200	0	Running	26	12
WWT Raceway-2	12	12	11	200	0	Running	19	11
Mid-Ohio-1	2	2	5	75	0	Running	31	11
Mid-Ohio-2	8	8	3	75	0	Running	35	9
Harvest GP-1								
Harvest GP-2								
St. Petersburg								
<b>TOTAL</b>				<b>1,510</b>	<b>4</b>		<b>260</b>	

### INDYCAR CAREER SUMMARY

Season	Races	Wins	Poles	Top 3	Top 5	Top 10	Races Led	Laps Led	Running at Finish
2003-05, 07-19	252	18	7	46	68	127	55	1,546	189
2020	11	0	0	1	3	6	1	4	9
<b>TOTAL</b>	<b>263</b>	<b>18</b>	<b>7</b>	<b>47</b>	<b>71</b>	<b>133</b>	<b>56</b>	<b>1,550</b>	<b>198</b>

2020 Average Start: 6.7 | 2020 Average Finish: 11.0

**Wins (18):** 2003-Surfers Paradise; 2004-Milwaukee; 2008-Watkins Glen; 2010-Long Beach; 2011-New Hampshire; 2012-Milwaukee, Iowa, Toronto, Baltimore; 2013-Barber, Milwaukee; 2014-Barber, Indianapolis, Iowa; 2015-Iowa, Pocono; 2018-Belle Isle-2, Sonoma

**Poles (7):** 2004-Milwaukee; 2012-Edmonton; 2013-Barber, Sao Paulo, Mid-Ohio; 2014-Long Beach; 2018-Sonoma

**Best Finish:** 1st - 18 times (most recent: Sonoma, 2018 ... 29 starts ago)

**Best Start:** 1st - 7 times (most recent: Sonoma, 2018 ... 29 starts ago)

**Most Recent Best Points Position:** 1st - 2014, Race 6, Belle Isle-1



[www.RyanRacing.com](http://www.RyanRacing.com)

- 2014 Indianapolis 500 winner.
- 2012 NTT IndyCar Series champion.
- Only American driver to win races in the NTT INDYCAR SERIES, CART, Champ Car, IMSA, and ALMS.

@RyanHunterReay facebook.com/RyanHunter-Reay @ryanhunterreay





Tony Kanaan | #14 | 



A.J. Foyt Enterprises

Birthdate: Dec. 31, 1974 | Hometown: Salvador, Brazil | Residence: Indianapolis, Ind. | Ht./Wt.: 5'5"/150 lbs. | Spouse: Lauren | Children: Leonardo, Deco, Max, Nina

### 2020 SEASON SUMMARY

Track	Qualifying Position	Starting Position	Finishing Position	Laps	Laps Led	Running/Reason Out	Points	Points Position
Texas	10	10	10	200	0	Running	20	10
Indianapolis GP-1	—	—	—	—	—	—	—	—
Road America-1	—	—	—	—	—	—	—	—
Road America-2	—	—	—	—	—	—	—	—
Iowa-1	19	19	18	213	0	In Pits	12	24
Iowa-2	8	8	11	250	0	Running	19	23
Indianapolis	23	23	19	199	0	Running	22	23
WWT Raceway-1	21	21	9	200	0	Running	22	22
WWT Raceway-2	19	19	19	199	0	Running	11	22
Mid-Ohio-1	—	—	—	—	—	—	—	—
Mid-Ohio-2	—	—	—	—	—	—	—	—
Harvest GP-1	—	—	—	—	—	—	—	—
Harvest GP-2	—	—	—	—	—	—	—	—
St. Petersburg	—	—	—	—	—	—	—	—
<b>TOTAL</b>				<b>1,261</b>	<b>0</b>		<b>106</b>	

### INDYCAR CAREER SUMMARY

Season	Races	Wins	Poles	Top 3	Top 5	Top 10	Races Led	Laps Led	Running at Finish
1998-2019	378	17	15	78	133	224	122	4,071	302
2020	6	0	0	0	0	2	0	0	5
<b>TOTAL</b>	<b>384</b>	<b>17</b>	<b>15</b>	<b>78</b>	<b>133</b>	<b>226</b>	<b>122</b>	<b>4,071</b>	<b>307</b>

Average Start: 16.7 | Average Finish: 14.3

**Wins (17):** 1999-Michigan; 2003-Phoenix; 2004-Phoenix, Texas-1, Nashville; 2005-Kansas, Sonoma; 2006-Milwaukee; 2007-Motegi, Milwaukee, Michigan, Kentucky, Belle Isle; 2008-Richmond; 2010-Iowa; 2013-Indianapolis; 2014-Auto Club

**Poles (15):** 1999-Long Beach; 2001-Chicago; 2002-Miami, Auto Club; 2003-Homestead, Phoenix, Pikes Peak; 2004-Michigan, Pikes Peak; 2005-Indianapolis; 2007-Kansas, Kentucky; 2008-St. Petersburg, Richmond; 2011-Las Vegas

**Best Finish:** 1st - 17 times (most recent: Auto Club, 2014 ... 90 starts ago)

**Best Start:** 1st - 15 times (most recent: Las Vegas, 2011 ... 141 starts ago)

**Most Recent Best Points Position:** 1st - 2009, Race 3, Kansas



[www.tonykanaan.com.br](http://www.tonykanaan.com.br)

- Ironman of INDYCAR with record 318 consecutive starts.
- 2004 NTT INDYCAR SERIES champion and 2013 Indianapolis 500 winner.
- Competed only in oval events in 2020, in what could be his final season as a primary INDYCAR driver.

 @TonyKanaan  @tonykanaan  @tkanaan



Sage Karam | #24 | 

Dreyer & Reinbold Racing



Birthdate: March 5, 1995 | Hometown: Nazareth, Penn. | Residence: Nazareth, Penn. | Ht./Wt.: 5'11"/155 lbs. | Marital Status: Single

### 2020 SEASON SUMMARY

Track	Qualifying Position	Starting Position	Finishing Position	Laps	Laps Led	Running/Reason Out	Points	Points Position
Texas	—	—	—	—	—	—	—	—
Indianapolis GP-1	23	23	23	79	0	Running	7	27
Road America-1	—	—	—	—	—	—	—	—
Road America-2	—	—	—	—	—	—	—	—
Iowa-1	—	—	—	—	—	—	—	—
Iowa-2	—	—	—	—	—	—	—	—
Indianapolis	31	31	24	198	0	Running	12	29
WWT Raceway-1	—	—	—	—	—	—	—	—
WWT Raceway-2	—	—	—	—	—	—	—	—
Mid-Ohio-1	—	—	—	—	—	—	—	—
Mid-Ohio-2	—	—	—	—	—	—	—	—
Harvest GP-1	—	—	—	—	—	—	—	—
Harvest GP-2	—	—	—	—	—	—	—	—
St. Petersburg	—	—	—	—	—	—	—	—
<b>TOTAL</b>				<b>277</b>	<b>0</b>		<b>19</b>	

### INDYCAR CAREER SUMMARY

Season	Races	Wins	Poles	Top 3	Top 5	Top 10	Races Led	Laps Led	Running at Finish
2014-2019	19	0	0	1	2	3	2	12	12
2020	2	0	0	0	0	0	0	0	2
<b>TOTAL</b>	<b>21</b>	<b>0</b>	<b>0</b>	<b>1</b>	<b>2</b>	<b>3</b>	<b>2</b>	<b>12</b>	<b>14</b>

2020 Average Start: 27.0 | 2020 Average Finish: 23.5

Best Finish: 3rd - Iowa, 2015 ... 10 starts ago

Best Start: 3rd - Milwaukee, 2015 ... 11 starts ago

Most Recent Best Points Position: 18th - 2015, Race 15, Pocono



[www.sagekaram.com](http://www.sagekaram.com)

- Graduate of Road to Indy who has won on all three levels. Also won 2013 Indy Lights champion.
- Seven-time Indianapolis 500 starter who is slated to wrap up his 2020 schedule in INDYCAR Harvest GP.

 @SageKaram  @sage.karam  @sagekaramofficial



Dalton Kellett | #41 | 



AJ Foyt Racing

ROOKIE

Birthdate: Aug. 19, 1993 | Hometown: Stouffville, Ontario, Canada | Residence: Indianapolis, Ind. | Ht./Wt.: 5'11"/170 lbs. | Marital Status: Single

### 2020 SEASON SUMMARY

Track	Qualifying Position	Starting Position	Finishing Position	Laps	Laps Led	Running/Reason Out	Points	Points Position
Texas	—	—	—	—	—	—	—	—
Indianapolis GP-1	26	26	21	79	0	Running	9	26
Road America-1	23	23	20	54	0	Running	10	26
Road America-2	23	23	20	54	0	Running	10	25
Iowa-1	—	—	—	—	—	—	—	—
Iowa-2	—	—	—	—	—	—	—	—
Indianapolis	24	24	31	82	0	Contact	10	26
WWT Raceway-1	—	—	—	—	—	—	—	—
WWT Raceway-2	—	—	—	—	—	—	—	—
Mid-Ohio-1	23	23	22	74	0	Running	8	26
Mid-Ohio-2	20	20	21	71	0	Running	9	26
Harvest GP-1	—	—	—	—	—	—	—	—
Harvest GP-2	—	—	—	—	—	—	—	—
St. Petersburg	—	—	—	—	—	—	—	—
<b>TOTAL</b>				<b>414</b>	<b>0</b>		<b>56</b>	

### INDYCAR CAREER SUMMARY

Season	Races	Wins	Poles	Top 3	Top 5	Top 10	Races Led	Laps Led	Running at Finish
2020	6	0	0	0	0	0	0	0	5
<b>TOTAL</b>	<b>6</b>	<b>0</b>	<b>0</b>	<b>0</b>	<b>0</b>	<b>0</b>	<b>0</b>	<b>0</b>	<b>5</b>

2020 Average Start: 23.2 | 2020 Average Finish: 22.5

Best Finish: 20th - Road America-2, 2020 ... 2 starts ago

Best Start: 20th - Mid-Ohio-2 ... 1 start ago

Most Recent Best Points Position: 25th - 2020, Race 4, Road America-2



[www.daltonkellett.com](http://www.daltonkellett.com)

- Rookie who will compete in nine events in 2020 with AJ Foyt Racing
- Graduate of Road to Indy
- Claimed three LMP2 class victories and one pole in IMSA competition.

 @Dalton\_Kellett  DaltonKellett  @daltonkellett



Charlie Kimball | #4 | 

AJ Foyt Racing



Birthdate: Feb. 20, 1985 | Hometown: Camarillo, Calif. | Residence: Camarillo, Calif./Indianapolis | Ht./Wt.: 5'10"/160 lbs. | Spouse: Kathleen | Children: Hannah, Gordon

### 2020 SEASON SUMMARY

Track	Qualifying Position	Starting Position	Finishing Position	Laps	Laps Led	Running/Reason Out	Points	Points Position
Texas	12	12	11	199	0	Running	19	11
Indianapolis GP-1	24	24	18	80	0	Running	12	14
Road America-1	22	22	11	55	0	Running	19	15
Road America-2	13	13	10	55	0	Running	20	15
Iowa-1	15	15	17	245	0	Running	13	18
Iowa-2	11	11	16	248	0	Running	14	18
Indianapolis	29	29	18	200	0	Running	24	20
WWT Raceway-1	18	18	13	200	0	Running	17	19
WWT Raceway-2	21	21	18	199	0	Running	12	19
Mid-Ohio-1	22	22	21	74	0	Running	9	19
Mid-Ohio-2	23	23	19	75	0	Running	11	19
Harvest GP-1								
Harvest GP-2								
St. Petersburg								
<b>TOTAL</b>				<b>1,630</b>	<b>0</b>		<b>170</b>	

### INDYCAR CAREER SUMMARY

Season	Races	Wins	Poles	Top 3	Top 5	Top 10	Races Led	Laps Led	Running at Finish
2011-2019	141	1	1	6	14	57	21	163	117
2020	11	0	0	0	0	1	0	0	11
<b>TOTAL</b>	<b>152</b>	<b>1</b>	<b>1</b>	<b>6</b>	<b>14</b>	<b>58</b>	<b>21</b>	<b>163</b>	<b>128</b>

2020 Average Start: 19.1 | 2020 Average Finish: 15.6

Wins (1): 2013-Mid-Ohio

Poles (1): 2017-Texas

Best Finish: 1st - Mid-Ohio, 2013 ... 108 starts ago




Best Start: 1st - Texas, 2017 ... 43 starts ago

Most Recent Best Points Position: 6th - 2013, Race 2, Barber



[www.charliekimball.com](http://www.charliekimball.com)

- First NTT INDYCAR SERIES race-winning driver with Type 1 diabetes.
- Claimed first series win at Mid-Ohio Sports Car Course in 2013 and first pole at Texas Motor Speedway in 2017.
- Won the Rolex 24 At Daytona with Chip Ganassi Racing in 2013.

 @charliekimball  facebook.com/CharlieKimball  @charliekimball





Josef Newgarden | #1 |

Team Penske



Birthdate: Dec. 22, 1990 | Hometown: Nashville, Tenn. | Residence: Nashville, Tenn. | Ht./Wt.: 6'/177 lbs. | Spouse: Ashley

### 2020 SEASON SUMMARY

Track	Qualifying Position	Starting Position	Finishing Position	Laps	Laps Led	Running/Reason Out	Points	Points Position
Texas	1	1	3	200	41	Running	37	3
Indianapolis GP-1	6	6	7	80	4	Running	27	3
Road America-1	1	1	14	55	25	Running	20	4
Road America-2	14	14	9	55	0	Running	22	5
Iowa-1	2	2	5	250	68	Running	31	4
Iowa-2	1	1	1	250	214	Running	54	3
Indianapolis	13	13	5	200	0	Running	60	2
WWT Raceway-1	6	6	12	200	0	Running	18	2
WWT Raceway-2	2	2	1	200	48	Running	51	2
Mid-Ohio-1	3	3	2	75	0	Running	40	2
Mid-Ohio-2	9	9	8	75	0	Running	24	2
Harvest GP-1								
Harvest GP-2								
St. Petersburg								
<b>TOTAL</b>				<b>1,640</b>	<b>400</b>		<b>384</b>	

### INDYCAR CAREER SUMMARY

Season	Races	Wins	Poles	Top 3	Top 5	Top 10	Races Led	Laps Led	Running at Finish
2012-2019	134	14	8	29	45	75	50	2,044	111
2020	11	2	3	4	6	9	6	400	11
<b>TOTAL</b>	<b>145</b>	<b>16</b>	<b>11</b>	<b>33</b>	<b>51</b>	<b>84</b>	<b>56</b>	<b>2,444</b>	<b>122</b>

2020 Average Start: 5.3 | 2020 Average Finish: 6.1

**Wins (16):** 2015-Barber, Toronto; 2016-Iowa; 2017-Barber, Toronto, Mid-Ohio, WWT Raceway; 2018-ISM Raceway, Barber, Road America; 2019-St. Petersburg, Belle Isle-1, Texas, Iowa; 2020-Iowa-2, WWT Raceway-2

**Poles (11):** 2015-Milwaukee; 2017-Sonoma; 2018-Barber, Texas, Road America, Toronto; 2019-Belle Isle-2, WWT Raceway at Gateway; 2020-Texas, Road America-1; 2020-Texas, Iowa-2

**Best Finish:** 1st - 16 times (most recent: WWT Raceway-2, 2020 ... 3 starts ago)

**Best Start:** 1st - 11 times (most recent: Iowa-2, 2020 ... 6 starts ago)

**Most Recent Best Points Position:** 1st - 2019, Race 17, Laguna Seca



[www.josefnewgarden.com](http://www.josefnewgarden.com)

- Two-time NTT INDYCAR SERIES champion (2017, '19).
- Joined Sam Hornish Jr. as only Americans to win multiple series championships since 1995.
- 2011 Indy Lights champion.

@josefnewgarden facebook.com/josefnewgarden @josefnewgarden



Pato O'Ward | #5 | 



Arrow McLaren SP

Birthdate: May 6, 1999 | Hometown: Monterrey, Mexico | Residence: Monterrey, Mexico | Ht./Wt.: 5'9"/150 lbs. | Marital Status: Single

### 2020 SEASON SUMMARY

Track	Qualifying Position	Starting Position	Finishing Position	Laps	Laps Led	Running/Reason Out	Points	Points Position
Texas	18	18	12	199	0	Running	18	12
Indianapolis GP-1	13	13	8	80	0	Running	24	8
Road America-1	12	12	8	55	0	Running	24	8
Road America-2	1	1	2	55	43	Running	44	4
Iowa-1	8	8	4	250	30	Running	33	3
Iowa-2	12	12	12	249	1	Running	19	4
Indianapolis	15	15	6	200	0	Running	56	3
WWT Raceway-1	2	2	3	200	94	Running	38	3
WWT Raceway-2	4	4	2	200	36	Running	41	3
Mid-Ohio-1	15	15	11	75	0	Running	19	3
Mid-Ohio-2	21	21	9	75	0	Running	22	3
Harvest GP-1								
Harvest GP-2								
St. Petersburg								
<b>TOTAL</b>				<b>1,638</b>	<b>204</b>		<b>338</b>	

### INDYCAR CAREER SUMMARY

Season	Races	Wins	Poles	Top 3	Top 5	Top 10	Races Led	Laps Led	Running at Finish
2018-2019	8	0	0	0	0	2	0	0	8
2020	11	0	1	3	4	8	5	204	11
<b>TOTAL</b>	<b>19</b>	<b>0</b>	<b>1</b>	<b>3</b>	<b>4</b>	<b>10</b>	<b>5</b>	<b>204</b>	<b>19</b>

2020 Average Start: 11.0 | 2020 Average Finish: 7.0

Poles (1): 2020-Road America-2

Best Finish: 2nd - 2 times (most recent: WWT Raceway-2, 2020 ... 3 starts ago)

Best Start: 1st - Road America-2, 2020 ... 8 starts ago

Most Recent Best Points Position: 3rd - Race 9, WWT Raceway-2



[www.patricioaward.com](http://www.patricioaward.com)

- Returns to the NTT INDYCAR SERIES with Arrow McLaren SP for his first full season.
- 2018 Indy Lights presented by Cooper Tires champion.
- Won 16 Road to Indy Races from 2016 to 2018.

 @PatricioOWard  @PatricioOWard  @PatricioOWard



Simon Pagenaud | #22 | 



Team Penske

Birthdate: May 18, 1984 | Hometown: Montmorillon, France | Residence: Charlotte, N.C. | Ht./Wt.: 5'10"/168 lbs. | Spouse: Hailey

### 2020 SEASON SUMMARY

Track	Qualifying Position	Starting Position	Finishing Position	Laps	Laps Led	Running/Reason Out	Points	Points Position
Texas	3	3	2	200	0	Running	40	2
Indianapolis GP-1	20	20	3	80	0	Running	35	2
Road America-1	17	17	12	55	0	Running	18	2
Road America-2	22	22	13	55	0	Running	17	4
Iowa-1	23	23	1	250	83	Running	53	2
Iowa-2	23	23	4	250	0	Running	32	2
Indianapolis	25	25	22	198	14	Running	17	5
WWT Raceway-1	13	13	19	67	0	Handling	11	6
WWT Raceway-2	8	8	16	199	0	Running	14	6
Mid-Ohio-1	10	10	18	75	0	Running	12	8
Mid-Ohio-2	6	6	6	75	0	Running	28	8
Harvest GP-1								
Harvest GP-2								
St. Petersburg								
<b>TOTAL</b>				<b>1,504</b>	<b>97</b>		<b>277</b>	

### INDYCAR CAREER SUMMARY

Season	Races	Wins	Poles	Top 3	Top 5	Top 10	Races Led	Laps Led	Running at Finish
2007, 2011-19	152	14	13	32	63	110	47	1,204	142
2020	11	1	0	3	4	5	2	97	10
<b>TOTAL</b>	<b>163</b>	<b>15</b>	<b>12</b>	<b>35</b>	<b>67</b>	<b>115</b>	<b>49</b>	<b>1,301</b>	<b>152</b>

2020 Average Start: 15.5 | 2020 Average Finish: 10.5

**Wins (15):** 2013-Belle Isle-2, Baltimore; 2014-Indianapolis GP, Houston-2; 2016-Long Beach, Barber, Indianapolis GP, Mid-Ohio, Sonoma; 2017-Phoenix, Sonoma; 2019-Indianapolis GP, Indianapolis, Toronto; 2020-Iowa-1

**Poles (12):** 2014-Houston-1; 2015-Auto Club; 2016-Barber, Indianapolis GP, Belle Isle-1, Belle Isle-2, Iowa, Mid-Ohio, Sonoma; 2017-Toronto; 2019-Indianapolis, Toronto

**Best Finish:** 1st - 15 times (most recent: Iowa-1, 2020 ... 7 starts ago)

**Best Start:** 1st - 12 times (most recent: Toronto, 2019 ... 18 starts ago)

**Most Recent Best Points Position:** 1st - 2019, Race 6, Indianapolis



[www.simon-pagenaud.com](http://www.simon-pagenaud.com)

- 2019 Indianapolis 500 winner.
- 2016 NTT INDYCAR SERIES champion.
- 2012 NTT INDYCAR SERIES Rookie of the Year.
- 14-time race winner.

 @SimonPagenaud  facebook.com/simonpagenaud  @SimonPagenaud



Alex Palou | #55 | 

Dale Coyne Racing with Team Goh



ROOKIE

Birthdate: April 1, 1997 | Hometown: Barcelona, Spain | Residence: Austin, Texas | Ht./Wt.: 6'0"/154 lbs. | Marital Status: Single

### 2020 SEASON SUMMARY

Track	Qualifying Position	Starting Position	Finishing Position	Laps	Laps Led	Running/Reason Out	Points	Points Position
Texas	16	16	23	36	0	Contact	7	23
Indianapolis GP-1	21	21	19	80	0	Running	11	24
Road America-1	14	14	3	55	0	Running	35	14
Road America-2	3	3	7	55	0	Running	26	12
Iowa-1	18	18	11	249	0	Running	19	11
Iowa-2	7	7	14	249	0	Running	16	13
Indianapolis	7	7	23	121	0	Contact	13	15
WWT Raceway-1	11	11	15	200	0	Running	15	16
WWT Raceway-2	14	14	12	200	0	Running	18	16
Mid-Ohio-1	20	20	12	75	0	Running	18	17
Mid-Ohio-2	4	4	23	2	0	Contact	7	17
Harvest GP-1								
Harvest GP-2								
St. Petersburg								
<b>TOTAL</b>				<b>1,322</b>	<b>0</b>		<b>185</b>	

### INDYCAR CAREER SUMMARY

Season	Races	Wins	Poles	Top 3	Top 5	Top 10	Races Led	Laps Led	Running at Finish
2020	11	0	0	1	1	2	0	0	8
<b>TOTAL</b>	<b>11</b>	<b>0</b>	<b>0</b>	<b>1</b>	<b>1</b>	<b>2</b>	<b>0</b>	<b>0</b>	<b>8</b>

2020 Average Start: 12.3 | 2020 Average Finish: 14.7

Best Finish: 3rd - Road America-1, 2020 ... 9 starts ago




Best Start: 3rd - Road America-2, 2020 ... 8 starts ago

Most Recent Best Points Position: 11th - 2020, Race 5, Iowa-1



[www.alexpalou.com](http://www.alexpalou.com)

- Named 2019 Super Formula Rookie of the Year after finishing third in the championship.
- Has also raced in GP3, GP2, World Series Formula V8, FIA F3 European Championship, Japanese F3, and European Open.

 @alexpalou  facebook.com/alexpaloumontalbo  @alexpalou





Spencer Pigot | #45 | 

RLL with Citrone/Buhl Autosport



Birthdate: Sept. 29, 1993 | Hometown: Orlando, Fla. | Residence: Indianapolis, Ind. | Ht./Wt.: 5'9"/165 lbs | Marital Status: Single

#### 2020 SEASON SUMMARY

Track	Qualifying Position	Starting Position	Finishing Position	Laps	Laps Led	Running/Reason Out	Points	Points Position
Texas	—	—	—	—	—	—	—	—
Indianapolis GP-1	16	16	24	74	1	Mechanical	7	28
Road America-1	—	—	—	—	—	—	—	—
Road America-2	—	—	—	—	—	—	—	—
Iowa-1	—	—	—	—	—	—	—	—
Iowa-2	—	—	—	—	—	—	—	—
Indianapolis	12	12	25	194	0	Contact	10	31
WWT Raceway-1	—	—	—	—	—	—	—	—
WWT Raceway-2	—	—	—	—	—	—	—	—
Mid-Ohio-1	—	—	—	—	—	—	—	—
Mid-Ohio-2	—	—	—	—	—	—	—	—
Harvest GP-1	—	—	—	—	—	—	—	—
Harvest GP-2	—	—	—	—	—	—	—	—
St. Petersburg	—	—	—	—	—	—	—	—
<b>TOTAL</b>				<b>268</b>	<b>1</b>		<b>17</b>	

#### INDYCAR CAREER SUMMARY

Season	Races	Wins	Poles	Top 3	Top 5	Top 10	Races Led	Laps Led	Running at Finish
2016-2019	56	0	0	1	4	15	4	16	45
2020	2	0	0	0	0	0	1	1	0
<b>TOTAL</b>	<b>58</b>	<b>0</b>	<b>0</b>	<b>1</b>	<b>4</b>	<b>15</b>	<b>5</b>	<b>17</b>	<b>45</b>

2020 Average Start: 14.0 | 2020 Average Finish: 24.5

Best Finish: 2nd - Iowa, 2018 ... 26 starts ago




Best Start: 3rd - Indianapolis, 2019 ... 14 starts ago

Most Recent Best Points Position: 9th - 2019, Race 7, Belle Isle-1



[www.spencerpigot.com](http://www.spencerpigot.com)

- Returns to the team that gave him his start in NTT INDYCAR SERIES – Rahal Letterman Lanigan Racing for events at Indianapolis.
- Winningest driver to compete in the Road to Indy, scoring 24 victories.

 @spencerpigot  facebook.com/SpencerPigot21  @spencerpigot



Will Power | #12 | 

Team Penske



Birthdate: March 1, 1981 | Hometown: Toowoomba, Australia | Residence: Charlotte, N.C. | Ht./Wt.: 5'10"/199 lbs. | Spouse: Elizabeth | Children: Beau

### 2020 SEASON SUMMARY

Track	Qualifying Position	Starting Position	Finishing Position	Laps	Laps Led	Running/Reason Out	Points	Points Position
Texas	6	6	13	199	0	Running	17	13
Indianapolis GP-1	1	1	20	80	28	Running	14	15
Road America-1	5	5	2	55	10	Running	41	7
Road America-2	8	8	11	55	4	Running	20	7
Iowa-1	3	3	21	142	0	Contact	9	10
Iowa-2	2	2	2	250	2	Running	41	5
Indianapolis	22	22	14	200	2	Running	33	9
WWT Raceway-1	1	1	17	198	61	Running	15	9
WWT Raceway-2	3	3	3	200	40	Running	36	8
Mid-Ohio-1	1	1	1	75	68	Running	54	5
Mid-Ohio-2	17	17	7	75	0	Running	26	5
Harvest GP-1								
Harvest GP-2								
St. Petersburg								
<b>TOTAL</b>				<b>1,529</b>	<b>215</b>		<b>306</b>	

### INDYCAR CAREER SUMMARY

Season	Races	Wins	Poles	Top 3	Top 5	Top 10	Races Led	Laps Led	Running at Finish
2005-2019	221	37	57	76	102	143	129	4,109	186
2020	11	1	3	4	4	5	8	215	10
<b>TOTAL</b>	<b>232</b>	<b>38</b>	<b>60</b>	<b>80</b>	<b>106</b>	<b>148</b>	<b>137</b>	<b>4,324</b>	<b>196</b>

2020 Average Start: 6.3 | 2020 Average Finish: 10.1

**Wins (38):** 2007-Las Vegas (street), Toronto; 2008-Long Beach; 2009-Edmonton; 2010-Sao Paulo, St. Petersburg, Watkins Glen, Toronto, Sonoma; 2011-Barber, Sao Paulo, Texas 2, Edmonton, Sonoma, Baltimore; 2012-Barber, Long Beach, Sao Paulo; 2013-Sonoma, Houston 2, Auto Club; 2014-St. Petersburg, Belle Isle-1, Milwaukee; 2015-Indianapolis GP; 2016-Belle Isle-2, Road America, Toronto, Pocono; 2017-Indianapolis GP, Texas, Pocono; 2018-Indianapolis GP, Indianapolis, WWT Raceway at Gateway; 2019-Pocono, Portland; 2020-Mid-Ohio-1

**Poles (60):** 2006-Surfers Paradise; 2007-Las Vegas (street), Houston, Edmonton, Surfers Paradise, Mexico City; 2009-Long Beach, Edmonton; 2010-St. Petersburg, Barber, Long Beach, Iowa, Watkins Glen, Edmonton, Mid-Ohio, Sonoma; 2011-St. Petersburg, Barber, Long Beach, Sao Paulo, Toronto, Sonoma, Baltimore, Kentucky; 2012-St. Petersburg, Sao Paulo, Mid-Ohio, Sonoma, Baltimore; 2013-St. Petersburg, Texas, Auto Club; 2014-Barber, Texas, Milwaukee, Sonoma; 2015-St. Petersburg, Indianapolis GP, Belle Isle-1, Texas, Toronto, Sonoma; 2016-St. Petersburg, Road America; 2017-St. Petersburg, Barber, Indianapolis GP, Iowa, Mid-Ohio, WWT Raceway at Gateway 2018-Indianapolis GP, Iowa, Pocono, Portland; 2019-St. Petersburg, Circuit of The Americas, Mid-Ohio; 2020-Indianapolis GP-1, WWT Raceway-1, Mid-Ohio-1

**Best Finish:** 1st - 38 times (most recent: Mid-Ohio-1, 2020 ... 2 starts ago)

**Best Start:** 1st - 60 times (most recent: Mid-Ohio-1, 2020 ... 2 starts ago)

**Most Recent Best Points Position:** 1st - 2018, Race 8, Belle Isle-2



[www.teampenske.com](http://www.teampenske.com)

- 2018 Indianapolis 500 winner.
- 2014 NTT INDYCAR SERIES champion.
- 38-time race winner (tied for sixth all-time).
- 60-time pole winner (second all-time).

 @12WillPower  facebook.com/12willpower  @12WillPower



Graham Rahal | #15 | 

Rahal Letterman Lanigan Racing



Birthdate: Jan. 4, 1989 | Hometown: New Albany, Ohio | Residence: Indianapolis, Ind. | Ht./Wt.: 6'2"/175 lbs. | Spouse: Courtney

#### 2020 SEASON SUMMARY

Track	Qualifying Position	Starting Position	Finishing Position	Laps	Laps Led	Running/Reason Out	Points	Points Position
Texas	7	7	17	198	0	Running	13	17
Indianapolis GP-1	4	4	2	80	18	Running	41	5
Road America-1	4	4	7	55	2	Running	27	5
Road America-2	5	5	23	0	0	Contact	7	8
Iowa-1	21	21	12	248	0	Running	18	7
Iowa-2	19	19	3	250	13	Running	36	6
Indianapolis	8	8	3	200	0	Running	72	4
WWT Raceway-1	22	22	18	124	0	Mechanical	12	5
WWT Raceway-2	23	23	20	198	0	Running	10	7
Mid-Ohio-1	8	8	4	75	0	Running	32	7
Mid-Ohio-2	12	12	4	75	1	Running	33	6
Harvest GP-1								
Harvest GP-2								
St. Petersburg								
<b>TOTAL</b>				<b>1,503</b>	<b>34</b>		<b>301</b>	

#### INDYCAR CAREER SUMMARY

Season	Races	Wins	Poles	Top 3	Top 5	Top 10	Races Led	Laps Led	Running at Finish
2007-2019	211	6	3	28	52	106	41	388	175
2020	11	0	0	3	5	6	4	34	9
<b>TOTAL</b>	<b>222</b>	<b>6</b>	<b>3</b>	<b>31</b>	<b>57</b>	<b>112</b>	<b>45</b>	<b>422</b>	<b>184</b>

2020 Average Start: 12.1 | 2020 Average Finish: 10.3

Wins (6): 2008-St. Petersburg; 2015-Auto Club, Mid-Ohio; 2016-Texas; 2017-Belle Isle 1, Belle Isle 2

Poles (3): 2009-St. Petersburg, Kansas; 2017-Belle Isle 1

Best Finish: 1st - 6 times (most recent: Belle Isle-2, 2017 ... 55 starts ago)

Best Start: 1st - 3 times (most recent: Belle Isle-1, 2017 ... 56 starts ago)

Most Recent Best Points Position: 2nd - 2015, Race 1, St. Petersburg



[www.grahamrahal.com](http://www.grahamrahal.com)

- Second-generation driver who is following in the footsteps of his father, three-time INDYCAR champion Bobby Rahal (1986, '87, '92).
- Second-youngest driver in history to win a race (19 yrs., 3 mos., 2 days; 2008 St. Petersburg).

 @grahamrahal  facebook.com/G.Rahal  @grahamrahal



Felix Rosenqvist | #10 | 

Chip Ganassi Racing



Birthdate: Nov. 7, 1991 | Hometown: Värnamo, Sweden | Residence: Indianapolis, Ind. | Ht./Wt.: 5'6"/145 lbs. | Marital Status: Single

#### 2020 SEASON SUMMARY

Track	Qualifying Position	Starting Position	Finishing Position	Laps	Laps Led	Running/Reason Out	Points	Points Position
Texas	9	9	20	190	0	Contact	10	20
Indianapolis GP-1	9	9	15	80	0	Running	15	19
Road America-1	8	8	18	54	0	Running	12	18
Road America-2	7	7	1	55	8	Running	51	9
Iowa-1	7	7	14	247	7	Running	17	8
Iowa-2	10	10	15	248	0	Running	15	9
Indianapolis	14	14	12	200	8	Running	37	10
WWT Raceway-1	12	12	8	200	1	Running	25	10
WWT Raceway-2	9	9	7	200	0	Running	26	10
Mid-Ohio-1	7	7	6	75	0	Running	28	9
Mid-Ohio-2	5	5	22	4	0	Handling	8	11
Harvest GP-1								
Harvest GP-2								
St. Petersburg								
<b>TOTAL</b>				<b>1,553</b>	<b>24</b>		<b>244</b>	

#### INDYCAR CAREER SUMMARY

Season	Races	Wins	Poles	Top 3	Top 5	Top 10	Races Led	Laps Led	Running at Finish
2019	17	0	1	2	6	10	6	71	14
2020	11	1	0	1	1	4	4	24	8
<b>TOTAL</b>	<b>28</b>	<b>1</b>	<b>1</b>	<b>3</b>	<b>7</b>	<b>14</b>	<b>10</b>	<b>95</b>	<b>22</b>

2020 Average Start: 8.8 | 2020 Average Finish: 12.5

Wins (1): 2020-Road America-2

Poles (1): 2019-Indianapolis GP

Best Finish: 1st - Road America-2, 2020 ... 8 starts ago




Best Start: 1st - Indianapolis GP, 2019 ... 24 starts ago

Most Recent Best Points Position: 4th - 2019, Race 1, St. Petersburg



[www.felixracing.se/?lang=en](http://www.felixracing.se/?lang=en)

- 2019 NTT INDYCAR SERIES Rookie of the Year.
- 2015 FIA Formula 3 European champion.
- Three-time Formula Renault title winner.
- Two-time Masters of F3 and Macau Grand Prix winner.

 @FRosenqvist  facebook.com/FelixRosenqvistOfficial  @Frosenqvist





Alexander Rossi | #27 | 

Andretti Autosport



Birthdate: Sept. 25, 1991 | Hometown: Nevada City, Calif. | Residence: Indianapolis, Ind. | Ht./Wt.: 6'1"/154 lbs. | Marital Status: Single

### 2020 SEASON SUMMARY

Track	Qualifying Position	Starting Position	Finishing Position	Laps	Laps Led	Running/Reason Out	Points	Points Position
Texas	8	8	15	199	0	Running	15	15
Indianapolis GP-1	11	11	25	41	0	Mechanical	5	23
Road America-1	11	11	19	54	0	Running	11	22
Road America-2	10	10	3	55	0	Running	35	18
Iowa-1	5	5	6	250	0	Running	28	13
Iowa-2	21	21	8	250	0	Running	24	10
Indianapolis	9	9	27	143	17	Contact	12	14
WWT Raceway-1	9	9	22	0	0	Contact	8	18
WWT Raceway-2	11	11	14	200	0	Running	16	18
Mid-Ohio-1	6	6	3	75	5	Running	36	15
Mid-Ohio-2	10	10	2	75	0	Running	40	12
Harvest GP-1								
Harvest GP-2								
St. Petersburg								
<b>TOTAL</b>				<b>1,342</b>	<b>22</b>		<b>230</b>	

### INDYCAR CAREER SUMMARY

Season	Races	Wins	Poles	Top 3	Top 5	Top 10	Races Led	Laps Led	Running at Finish
2016-2019	67	7	6	19	28	44	25	719	63
2020	11	0	0	3	3	5	2	22	8
<b>TOTAL</b>	<b>78</b>	<b>7</b>	<b>6</b>	<b>22</b>	<b>31</b>	<b>49</b>	<b>27</b>	<b>741</b>	<b>71</b>

2020 Average Start: 10.1 | 2020 Average Finish: 13.1

Wins (7): 2016-Indianapolis; 2017-Watkins Glen; 2018-Long Beach, Mid-Ohio, Pocono; 2019-Long Beach, Road America

Poles (6): 2017-Watkins Glen; 2018-Long Beach, Belle Isle-2, Mid-Ohio; 2019-Long Beach, Belle Isle-1

Best Finish: 1st - 7 times (most recent: Road America, 2019 ... 20 starts ago)


Best Start: 1st - 5 times (most recent: Belle Isle-1, 2019 ... 22 starts ago)

Most Recent Best Points Position: 1st - 2018, Race 7, Belle Isle-1



[www.alexanderrossi.com](http://www.alexanderrossi.com)

- 2016 Indianapolis 500 winner.
- Seven-time race winner.
- Has finished among the top three in the NTT INDYCAR SERIES championship the past two seasons (2nd in 2018, 3rd in '19).

 @alexanderrossi  facebook.com/AlexanderRossi  @alexanderrossi



Takuma Sato | #30 | 

Rahal Letterman Lanigan Racing



Birthdate: Jan. 28, 1977 | Hometown: Tokyo, Japan | Residence: Indianapolis, Ind./Tokyo | Ht./Wt.: 5'4"/117 lbs.

#### 2020 SEASON SUMMARY

Track	Qualifying Position	Starting Position	Finishing Position	Laps	Laps Led	Running/Reason Out	Points	Points Position
Texas	22	—	24	0	0	Did Not Start	3	24
Indianapolis GP-1	17	17	10	80	0	Running	20	21
Road America-1	15	15	9	55	0	Running	22	16
Road America-2	12	12	8	55	0	Running	24	16
Iowa-1	6	6	10	249	49	Running	21	15
Iowa-2	20	20	21	247	0	Running	9	17
Indianapolis	3	3	1	200	27	Running	108	6
WWT Raceway-1	5	5	2	200	14	Running	41	4
WWT Raceway-2	1	1	9	200	66	Running	26	4
Mid-Ohio-1	18	18	17	75	0	Running	13	4
Mid-Ohio-2	22	22	18	75	16	Running	13	7
Harvest GP-1								
Harvest GP-2								
St. Petersburg								
<b>TOTAL</b>				<b>1,436</b>	<b>172</b>		<b>300</b>	

#### INDYCAR CAREER SUMMARY

Season	Races	Wins	Poles	Top 3	Top 5	Top 10	Races Led	Laps Led	Running at Finish
2010-2019	169	5	9	12	24	54	32	703	99
2020	10	1	1	2	2	7	5	172	10
<b>TOTAL</b>	<b>179</b>	<b>6</b>	<b>10</b>	<b>14</b>	<b>26</b>	<b>61</b>	<b>37</b>	<b>875</b>	<b>109</b>

2020 Average Start: 11.9 | 2020 Average Finish: 11.7

**Wins (6):** 2013-Long Beach; 2017-Indianapolis 500; 2018-Portland; 2019-Barber, WWT Raceway at Gateway; 2020-Indianapolis

**Poles (10):** 2011-Iowa, Edmonton; 2013-Houston-1; 2014-St. Petersburg, Belle Isle-2; 2017-Belle Isle 2, Pocono; 2019-Barber, Texas; 2020-WWT Raceway-2

**Best Finish:** 1st - 6 times (most recent: Indianapolis, 2020 ... 5 starts ago)


**Best Start:** 1st - 10 times (most recent: WWT Raceway-2, 2020 ... 3 starts ago)

**Most Recent Best Points Position:** 1st - 2013, Race 4, Sao Paulo



[www.takumasato.com](http://www.takumasato.com)

- Outdueled five-time series champion Scott Dixon to claim his second Indianapolis 500 win in August of 2020.
- Became first native of Japan to win the Indianapolis 500 in 2017.
- First Japanese driver to win an INDYCAR race (Long Beach, 2013).

 @TakumaSatoRacer



Zach Veach | #26 | 

Andretti Autosport



Birthdate: Dec. 9, 1994 | Hometown: Stockdale, Ohio | Residence: Zionsville, Ind. | Ht./Wt.: 5'5"/125 lbs. | Marital Status: Single

### 2020 SEASON SUMMARY

Track	Qualifying Position	Starting Position	Finishing Position	Laps	Laps Led	Running/Reason Out	Points	Points Position
Texas	5	5	4	200	2	Running	33	4
Indianapolis GP-1	22	22	14	80	1	Running	17	6
Road America-1	20	20	16	55	0	Running	14	9
Road America-2	17	17	16	55	0	Running	14	13
Iowa-1	22	22	23	95	0	Mechanical	7	17
Iowa-2	22	22	20	247	0	Running	10	19
Indianapolis	17	17	15	200	14	Running	31	17
WWT Raceway-1	23	23	21	2	0	Handling	9	20
WWT Raceway-2	17	17	22	196	0	Running	8	20
Mid-Ohio-1	19	19	20	74	0	Running	10	20
Mid-Ohio-2	13	13	17	75	0	Running	13	20
Harvest GP-1								
Harvest GP-2								
St. Petersburg								
<b>TOTAL</b>				<b>1,279</b>	<b>17</b>		<b>166</b>	

### INDYCAR CAREER SUMMARY

Season	Races	Wins	Poles	Top 3	Top 5	Top 10	Races Led	Laps Led	Running at Finish
2017-2019	36	0	0	0	2	8	2	6	32
2020	11	0	0	0	1	1	3	17	9
<b>TOTAL</b>	<b>47</b>	<b>0</b>	<b>0</b>	<b>0</b>	<b>3</b>	<b>9</b>	<b>5</b>	<b>23</b>	<b>41</b>

2020 Average Start: 17.9 | 2020 Average Finish: 17.1

Best Finish: 4th - 2 times (most recent: Texas, 2020 ... 11 starts ago)



Best Start: 3rd - Belle Isle-2, 2019 ... 21 starts ago

Most Recent Best Points Position: 4th - 2020, Race 1, Texas



[www.zachveach.com](http://www.zachveach.com)

- Competed in his fourth NTT INDYCAR SERIES season with Andretti Autosport.
- Graduate of Road to Indy and the first driver to race on all levels with the same team (Andretti Autosport).

 @ZachVeach  facebook.com/ZachVeachRacing  @zachveach



Rinus VeeKay | #21 | 

Ed Carpenter Racing



ROOKIE

Birthdate: Sept. 11, 2000 | Hometown: Hoofddorp, Netherlands | Residence: Hoofddorp, Netherlands | Ht./Wt.: 6'/154 lbs. | Marital Status: Single

### 2020 SEASON SUMMARY

Track	Qualifying Position	Starting Position	Finishing Position	Laps	Laps Led	Running/Reason Out	Points	Points Position
Texas	24	24	22	36	0	Contact	8	22
Indianapolis GP-1	18	18	5	80	0	Running	30	11
Road America-1	16	16	13	55	0	Running	17	12
Road America-2	15	15	14	55	0	Running	16	14
Iowa-1	13	13	19	156	0	Contact	11	19
Iowa-2	15	15	17	248	0	Running	13	20
Indianapolis	4	4	20	199	0	Running	26	18
WWT Raceway-1	14	14	6	200	0	Running	28	14
WWT Raceway-2	18	18	4	200	0	Running	32	13
Mid-Ohio-1	9	9	8	75	0	Running	24	13
Mid-Ohio-2	11	11	11	75	0	Running	19	15
Harvest GP-1								
Harvest GP-2								
St. Petersburg								
<b>TOTAL</b>				<b>1,379</b>	<b>0</b>		<b>224</b>	

### INDYCAR CAREER SUMMARY

Season	Races	Wins	Poles	Top 3	Top 5	Top 10	Races Led	Laps Led	Running at Finish
2020	11	0	0	0	2	4	0	0	9
<b>TOTAL</b>	<b>11</b>	<b>0</b>	<b>0</b>	<b>0</b>	<b>2</b>	<b>4</b>	<b>0</b>	<b>0</b>	<b>9</b>

2020 Average Start: 14.3 | 2020 Average Finish: 12.6

Best Finish: 4th - WWT Raceway-2, 2020 ... 3 starts ago

Best Start: 4th - Indianapolis, 2020 ... 5 starts ago

Most Recent Best Points Position: 11th - 2020, Race 2, Indianapolis GP-1



[www.RinusVeeKay.com](http://www.RinusVeeKay.com)

- Competing in his first NTT INDYCAR SERIES season with Ed Carpenter Racing.
- 2018 Indy Lights championship runner-up with six wins and seven poles.
- 2018 Indy Pro 2000 champion.

 @rinusveekay  facebook.com/RinusVeeKay  @rinusveekay





# 2020 STATISTICS



# 2020 NTT INDYCAR SERIES Driver Points

Through The Honda Indy 200 at Mid-Ohio · Race 2 | September 13, 2020

RANK	DRIVER	TOTAL POINTS	POINTS BEHIND LEADER	PREVIOUS	PREVIOUS RANK	POS. GAIN	BONUS POINTS	WINS	TOP 5 FINISHES	TOP 10 FINISHES
1	Scott Dixon	456			1	0	18	4	8	10
2	Josef Newgarden	384	-72	-72	2	0	13	2	6	9
3	Pato O'Ward	338	-118	-46	3	0	10	0	4	8
4	Colton Herta	327	-129	-11	5	1	8	1	5	9
5	Will Power	306	-150	-21	8	3	15	1	4	5
6	Graham Rahal	301	-155	-5	7	1	6	0	5	6
7	Takuma Sato	300	-156	-1	4	-3	15	1	2	7
8	Simon Pagenaud	277	-179	-23	6	-2	4	1	4	5
9	Ryan Hunter-Reay	260	-196	-17	11	2	7	0	3	6
10	Santino Ferrucci	249	-207	-11	9	-1	3	0	1	5
11	Felix Rosenqvist	244	-212	-5	10	-1	4	1	1	4
12	Alexander Rossi	230	-226	-14	18	6	3	0	3	5
13	Marcus Ericsson	230	-226	0	12	-1	3	0	3	7
14	Jack Harvey	225	-231	-5	14	0	2	0	0	4
15	Rinus VeeKay (R)	224	-232	-1	13	-2	6	0	2	4
16	Conor Daly	196	-260	-28	15	-1	3	0	0	4
17	Alex Palou (R)	185	-271	-11	16	-1	3	0	1	2
18	Oliver Askew (R)	181	-275	-4	17	-1	2	0	1	3
19	Charlie Kimball	170	-286	-11	19	0	0	0	0	1
20	Zach Veatch	166	-290	-4	20	0	3	0	1	1
21	Marco Andretti	153	-303	-13	21	0	9	0	0	1
22	Tony Kanaan	106	-350	-47	22	0	0	0	0	2
23	Max Chilton	99	-357	-7	25	2	0	0	0	0
24	James Hinchcliffe	88	-368	-11	23	-1	5	0	0	1
25	Ed Carpenter	81	-375	-7	24	-1	0	0	1	1
26	Dalton Kellett (R)	56	-400	-25	26	0	0	0	0	0
27	Helio Castroneves	38	-418	-18	27	0	0	0	0	0
28	JR Hildebrand	20	-436	-18	28	0	0	0	0	0
29	Sage Karam	19	-437	-1	29	0	0	0	0	0
30	Fernando Alonso	18	-438	-1	30	0	0	0	0	0
31	Spencer Pigot	17	-439	-1	31	0	1	0	0	0
32	Ben Hanley (R)	14	-442	-3	32	0	0	0	0	0
33	James Davison	10	-446	-4	33	0	0	0	0	0

KEY: (R) - NTT INDYCAR SERIES Rookie of the Year Candidate



# 2020 NTT INDYCAR SERIES Season Leaders

Through The Honda Indy 200 at Mid-Ohio · Race 2 | September 13, 2020


## NUMBER OF RACES

1	Marco Andretti	11
	Oliver Askew (R)	11
	Conor Daly	11
	Scott Dixon	11
	Marcus Ericsson	11
	Santino Ferrucci	11
	Jack Harvey	11
	Colton Herta	11
	Ryan Hunter-Reay	11
	Charlie Kimball	11
	Josef Newgarden	11
	Pato O'Ward	11
	Simon Pagenaud	11
	Alex Palou (R)	11
	Will Power	11
	Graham Rahal	11
	Felix Rosenqvist	11
	Alexander Rossi	11
	Takuma Sato	11
	Zach Veach	11
	Rinus VeeKay (R)	11
22	Ed Carpenter	6
	Max Chilton	6
	Tony Kanaan	6
	Dalton Kellett (R)	6
26	James Hinchcliffe	3
27	Sage Karam	2
	Spencer Pigot	2
29	Fernando Alonso	1
	Helio Castroneves	1
	James Davison	1
	Ben Hanley	1
	JR Hildebrand	1

## LAPS COMPLETED (1,640 POSSIBLE)

1	Scott Dixon	1,640
	Josef Newgarden	1,640
3	Pato O'Ward	1,638
4	Charlie Kimball	1,630
5	Jack Harvey	1,621
6	Santino Ferrucci	1,590
7	Felix Rosenqvist	1,553
8	Colton Herta	1,543
9	Will Power	1,529
10	Conor Daly	1,516
11	Ryan Hunter-Reay	1,510
12	Simon Pagenaud	1,504
13	Graham Rahal	1,503
14	Oliver Askew (R)	1,482
15	Marcus Ericsson	1,450
16	Takuma Sato	1,436
17	Rinus VeeKay (R)	1,379
18	Alexander Rossi	1,342
19	Alex Palou (R)	1,322
20	Marco Andretti	1,296
21	Zach Veach	1,279
22	Tony Kanaan	1,261
23	Ed Carpenter	946
24	Max Chilton	540
25	James Hinchcliffe	478
26	Dalton Kellett (R)	414
27	Sage Karam	277
28	Spencer Pigot	268
29	Helio Castroneves	200
	JR Hildebrand	200
31	Fernando Alonso	199
32	Ben Hanley	198
33	James Davison	4

KEY: (R) - NTT INDYCAR SERIES Rookie of the Year Candidate



Continued on next page



# 2020 NTT INDYCAR SERIES Season Leaders

Through The Honda Indy 200 at Mid-Ohio · Race 2 | September 13, 2020

## RACE WINS

1	Scott Dixon	4
2	Josef Newgarden	2
3	Colton Herta	1
	Simon Pagenaud	1
	Will Power	1
	Felix Rosenqvist	1
	Takuma Sato	1

## POLES

1	Josef Newgarden	3
	Will Power	3
3	Marco Andretti	1
	Conor Daly	1
	Colton Herta	1
	Pato O'Ward	1
	Takuma Sato	1

## RACES LED

1	Will Power	8
2	Scott Dixon	6
	Josef Newgarden	6
4	Pato O'Ward	5
	Takuma Sato	5
6	Colton Herta	4
	Graham Rahal	4
	Felix Rosenqvist	4
9	Marcus Ericsson	3
	Zach Veach	3
11	Oliver Askew (R)	2
	Conor Daly	2
	Santino Ferrucci	2
	Simon Pagenaud	2
	Alexander Rossi	2
16	Jack Harvey	1
	James Hinchcliffe	1
	Ryan Hunter-Reay	1
	Spencer Pigot	1

## LAPS LED

1	Josef Newgarden	400
2	Scott Dixon	340
3	Will Power	213
4	Pato O'Ward	204
5	Takuma Sato	172
6	Simon Pagenaud	97
7	Colton Herta	72
8	Graham Rahal	34
9	Felix Rosenqvist	24
10	Alexander Rossi	22
11	Conor Daly	17
	Zach Veach	17
13	Oliver Askew (R)	14
14	Marcus Ericsson	4
	Ryan Hunter-Reay	4
16	Santino Ferrucci	3
17	Jack Harvey	1
	James Hinchcliffe	1
	Spencer Pigot	1

## TOP-FIVE FINISHES

1	Scott Dixon	8
2	Josef Newgarden	6
3	Colton Herta	5
	Graham Rahal	5
5	Pato O'Ward	4
	Simon Pagenaud	4
	Will Power	4
8	Marcus Ericsson	3
	Ryan Hunter-Reay	3
	Alexander Rossi	3
11	Takuma Sato	2
	Rinus VeeKay (R)	2
13	Oliver Askew (R)	1
	Ed Carpenter	1
	Santino Ferrucci	1
	Alex Palou (R)	1
	Felix Rosenqvist	1
	Zach Veach	1

KEY: (R) - NTT INDYCAR SERIES Rookie of the Year Candidate

Continued on next page





# 2020 NTT INDYCAR SERIES Season Leaders

Through The Honda Indy 200 at Mid-Ohio · Race 2 | September 13, 2020

## TOP-10 FINISHES

1	Scott Dixon	10
2	Colton Herta	9
	Josef Newgarden	9
4	Pato O'Ward	8
5	Marcus Ericsson	7
	Takuma Sato	7
7	Ryan Hunter-Reay	6
	Graham Rahal	6
9	Santino Ferrucci	5
	Simon Pagenaud	5
	Will Power	5
	Alexander Rossi	5
13	Conor Daly	4
	Jack Harvey	4
	Felix Rosenqvist	4
	Rinus VeeKay (R)	4
17	Oliver Askew (R)	3
18	Tony Kanaan	2
	Alex Palou (R)	2
20	Marco Andretti	1
	Ed Carpenter	1
	James Hinchcliffe	1
	Charlie Kimball	1
	Zach Veach	1

KEY: (R) - NTT INDYCAR SERIES Rookie of the Year Candidate

## RUNNING AT FINISH

1	Scott Dixon	11
	Josef Newgarden	11
	Pato O'Ward	11
4	Marcus Ericsson	10
	Santino Ferrucci	10
	Jack Harvey	10
	Colton Herta	10
	Charlie Kimball	10
	Simon Pagenaud	10
	Will Power	10
	Takuma Sato	10
12	Conor Daly	9
	Ryan Hunter-Reay	9
	Graham Rahal	9
	Felix Rosenqvist	9
	Zach Veach	9
	Rinus VeeKay (R)	9
18	Marco Andretti	8
	Oliver Askew (R)	8
	Alex Palou (R)	8
	Alexander Rossi	8
22	Max Chilton	6
23	Tony Kanaan	5
	Dalton Kellest (R)	5
25	Ed Carpenter	4
26	James Hinchcliffe	3
27	Sage Karam	2






# 2020 NTT INDYCAR SERIES Driver Performance Summary

Through The Honda Indy 200 at Mid-Ohio · Race 2 | September 13, 2020

	Starts	Best Start	Best Finish	Laps Comp. (1,490)	Running at Finish	Races Led	Laps Led
Fernando Alonso	1	26	21	199	1	0	0
Marco Andretti	11	1	10	1,296	8	0	0
Oliver Askew (R)	11	5	3	1,482	8	2	14
Ed Carpenter	6	13	5	946	4	0	0
Helio Castroneves	1	28	11	200	1	0	0
Max Chilton	6	10	13	540	6	0	0
Conor Daly	11	1	6	1,516	9	2	17
James Davison	1	27	33	4	0	0	0
Scott Dixon	11	2	1	1,640	11	6	340
Marcus Ericsson	11	4	4	1,450	10	3	4
Santino Ferrucci	11	2	4	1,590	10	2	3
Ben Hanley	1	33	23	198	1	0	0
Jack Harvey	11	2	7	1,621	10	1	1
Colton Herta	11	1	1	1,543	10	4	72
JR Hildebrand	1	32	16	200	1	0	0
James Hinchcliffe	3	6	7	478	3	1	1
Ryan Hunter-Reay	11	2	3	1,510	9	1	4
Tony Kanaan	6	8	9	1,261	5	0	0
Sage Karam	2	23	23	277	2	0	0
Dalton Kellett (R)	6	20	20	414	5	0	0
Charlie Kimball	11	11	10	1,630	10	0	0
Josef Newgarden	11	1	1	1,640	11	6	400
Pato O'Ward	11	1	2	1,638	11	5	204
Simon Pagenaud	11	3	1	1,504	10	2	97
Alex Palou (R)	11	3	3	1,322	8	0	0
Spencer Pigot	2	12	24	268	0	1	1
Will Power	11	1	1	1,529	10	8	213
Graham Rahal	11	4	2	1,503	9	4	34
Felix Rosenqvist	11	5	1	1,553	9	4	24
Alexander Rossi	11	5	2	1,342	8	2	22
Takuma Sato	11	1	1	1,436	10	5	172
Zach Veach	11	5	4	1,279	9	3	17
Rinus VeeKay (R)	11	4	4	1,379	9	0	0

KEY: (R) - NTT INDYCAR SERIES Rookie of the Year candidate





# 2020 NTT INDYCAR SERIES Driver Performance Index

Through The Honda Indy 200 at Mid-Ohio · Race 2 | September 13, 2020

DRIVER	1 TMS JUNE 6			2 IGP-1 JULY 4			3 RA-1 JULY 11			4 RA-2 JULY 12			5 IS-1 JULY 17			6 IS-2 JULY 18			7 IMS AUG 23			8 WWTR-1 AUG 29			9 WWTR-2 AUG 30			10 MO-1 SEPT 12			11 MO-2 SEPT 13			12 HGP-1 OCT 2			13 HGP-2 OCT 3			14 STP OCT 25		
	QP	SP	FP	QP	SP	FP	QP	SP	FP	QP	SP	FP	QP	SP	FP	QP	SP	FP	QP	SP	FP	QP	SP	FP	QP	SP	FP	QP	SP	FP	QP	SP	FP	QP	SP	FP	QP	SP	FP			
Fernando Alonso	-	-	-	-	-	-	-	-	-	-	-	-	-	-	-	-	-	26	26	21	-	-	-	-	-	-	-	-	-	-	-	-	-	-	-	-	-					
Marco Andretti	11	11	14	25	25	22	10	10	22	19	19	19	20	20	22	17	17	10	1	1	13	19	19	23	20	20	15	11	11	23	7	7	20	-	-	-	-	-				
Oliver Askew (R)	20	20	9	5	5	26	21	21	15	18	18	21	14	14	3	13	13	6	21	21	30	15	15	14	13	13	17	16	16	19	14	14	15	-	-	-	-	-				
Ed Carpenter	13	13	5	-	-	-	-	-	-	-	-	-	16	16	15	14	14	23	16	16	26	17	17	20	22	22	21	-	-	-	-	-	-	-	-	-	-					
Helio Castroneves	-	-	-	-	-	-	-	-	-	-	-	-	-	-	-	-	-	-	28	28	11	-	-	-	-	-	-	-	-	-	-	-	-	-	-	-	-	-				
Max Chilton	-	-	-	10	10	16	18	18	17	21	21	15	-	-	-	-	-	-	30	30	17	-	-	-	-	-	-	12	12	16	18	18	13	-	-	-	-	-				
Conor Daly	19	19	6	8	8	12	19	19	21	20	20	18	1	1	8	3	3	13	18	18	29	16	16	10	15	15	8	4	4	13	16	16	16	-	-	-	-	-				
James Davison	-	-	-	-	-	-	-	-	-	-	-	-	-	-	-	-	-	-	27	27	33	-	-	-	-	-	-	-	-	-	-	-	-	-	-	-	-	-				
Scott Dixon	2	2	1	7	7	1	9	9	1	6	6	12	17	17	2	18	18	5	2	2	2	3	3	1	6	6	5	17	17	10	3	3	10	-	-	-	-	-				
Marcus Ericsson	17	17	19	14	14	6	13	13	10	16	16	4	10	10	9	9	9	9	11	11	32	4	4	5	7	7	23	21	21	15	15	15	5	-	-	-	-	-				
Santino Ferrucci (R)	23	23	21	15	15	9	6	6	6	11	11	6	11	11	13	16	16	18	19	19	4	20	20	16	16	16	10	14	14	14	2	2	14	-	-	-	-	-				
Ben Hanley (R)	-	-	-	-	-	-	-	-	-	-	-	-	-	-	-	-	-	-	33	33	23	-	-	-	-	-	-	-	-	-	-	-	-	-	-	-	-	-				
Jack Harvey	21	21	16	2	2	17	2	2	23	9	9	17	9	9	7	6	6	7	20	20	9	7	7	11	5	5	13	5	5	7	19	19	12	-	-	-	-	-				
Colton Herta	14	14	7	3	3	4	7	7	5	2	2	5	4	4	20	5	5	19	10	10	8	10	10	4	10	10	6	13	13	9	1	1	1	-	-	-	-	-				
JR Hildebrand	-	-	-	-	-	-	-	-	-	-	-	-	-	-	-	-	-	-	32	32	16	-	-	-	-	-	-	-	-	-	-	-	-	-	-	-	-	-				
James Hinchcliffe	15	15	18	19	19	11	-	-	-	-	-	-	-	-	-	-	-	-	6	6	7	-	-	-	-	-	-	-	-	-	-	-	-	-	-	-	-	-				
Ryan Hunter-Reay	4	4	8	12	12	13	3	3	4	4	4	22	12	12	16	4	4	22	5	5	10	8	8	7	12	12	11	2	2	5	8	8	3	-	-	-	-	-				
Tony Kanaan	10	10	10	-	-	-	-	-	-	-	-	-	19	19	18	8	8	11	23	23	19	21	21	9	19	19	19	-	-	-	-	-	-	-	-	-	-	-				
Sage Karam	-	-	-	23	23	23	-	-	-	-	-	-	-	-	-	-	-	-	31	31	24	-	-	-	-	-	-	-	-	-	-	-	-	-	-	-	-	-				
Dalton Kellett	-	-	-	26	26	21	23	23	20	23	23	20	-	-	-	-	-	-	24	24	31	-	-	-	-	-	-	23	23	22	20	20	21	-	-	-	-	-				
Charlie Kimball	12	12	11	24	24	18	22	22	11	13	13	10	15	15	17	11	11	16	29	29	18	18	18	13	21	21	18	22	22	21	23	23	19	-	-	-	-	-				
Josef Newgarden	1	1	3	6	6	7	1	1	14	14	14	9	2	2	5	1	1	1	13	13	5	6	6	12	2	2	1	3	3	2	9	9	8	-	-	-	-	-				
Pato O'Ward (R)	18	18	12	13	13	8	12	12	8	1	1	2	8	8	4	12	12	12	15	15	6	2	2	3	4	4	2	15	15	11	21	21	9	-	-	-	-	-				
Simon Pagenaud	3	3	2	20	20	3	17	17	12	22	22	13	23	23	1	23	23	4	25	25	22	13	13	19	8	8	16	10	10	18	6	6	6	-	-	-	-	-				
Alex Palou (R)	16	16	23	21	21	19	14	14	3	3	3	7	18	18	11	7	7	14	7	7	28	11	11	15	14	14	12	20	20	12	4	4	23	-	-	-	-	-				
Spencer Pigot	-	-	-	16	16	24	-	-	-	-	-	-	-	-	-	-	-	-	12	12	25	-	-	-	-	-	-	-	-	-	-	-	-	-	-	-	-	-				
Will Power	6	6	13	1	1	20	5	5	2	8	8	11	3	3	21	2	2	2	22	22	14	1	1	17	3	3	3	1	1	1	17	17	7	-	-	-	-	-				
Graham Rahal	7	7	17	4	4	2	4	4	7	5	5	23	21	21	12	19	19	3	8	8	3	22	22	18	23	23	20	8	8	4	12	12	4	-	-	-	-	-				
Felix Rosenqvist (R)	9	9	20	9	9	15	8	8	18	7	7	1	7	7	14	10	10	15	14	14	12	12	12	8	9	9	7	7	7	6	5	5	22	-	-	-	-	-				
Alexander Rossi	8	8	15	11	11	25	11	11	19	10	10	3	5	5	6	21	21	8	9	9	27	9	9	22	11	11	14	6	6	3	10	10	2	-	-	-	-	-				
Takuma Sato	22	22	24	17	17	10	15	15	9	12	12	8	6	6	10	20	20	21	3	3	1	5	5	2	1	1	9	18	18	17	22	22	18	-	-	-	-	-				
Zach Veach	5	5	4	22	22	14	20	20	16	17	17	16	22	22	23	22	22	20	17	17	15	23	23	21	17	17	22	19	19	20	13	13	17	-	-	-	-	-				
Rinus VeeKay (R)	24	24	22	18	18	5	16	16	13	15	15	14	13	13	19	15	15	17	4	4	20	14	14	6	18	18	4	9	9	8	11	11	11	-	-	-	-	-				

Key: TMS-Texas Motor Speedway; IGP-Indianapolis Motor Speedway Road Course; RA-Road America; IS- Iowa Speedway; IMS-Indianapolis Motor Speedway Oval; WWTR-World Wide Technology Raceway at Gateway; MO-Mid-Ohio Sports Car Course; HGP-Indianapolis Motor Speedway Road Course; STP-Streets of St. Petersburg (R) - NTT INDYCAR SERIES Rookie of the Year candidate



# 2020 NTT INDYCAR SERIES Lap Leaders

Through The Honda Indy 200 at Mid-Ohio · Race 2 | September 13, 2020

DRIVER	1 TMS JUNE 6	2 IGP-1 July 4	3 RA-1 July 11	4 RA-2 July 12	5 IS-1 July 17	6 IS-2 July 18	7 IMS Aug 23	8 WWTR-1 Aug 29	9 WWTR-1 Aug 30	10 MO-1 Sept 12	11 MO-1 Sept 13	11 HGP-1 Oct 2	12 HGP-2 Oct 3	13 STP Oct 25	Total Laps	Races Led
Josef Newgarden	41	4	25		68	214			48						400	6
Scott Dixon	157	26	16			2	111	28							340	6
Will Power		28	10	4		2	2	61	40	66					213	8
Pato O'Ward				43	30	1		94	36						204	5
Takuma Sato					49		27	14	66		16				172	5
Simon Pagenaud					83		14								97	2
Colton Herta							1		10	4	57				72	4
Graham Rahal		18	2			13					1				34	4
Felix Rosenqvist				8	7		8	1							24	4
Alexander Rossi							17			5					22	2
Zach Veach	2	1					14								17	3
Conor Daly					13	4									17	2
Oliver Askew (R)						10	4								14	2
Marcus Ericsson		1	2								1				4	3
Ryan Hunter-Reay						4									4	1
Santino Ferrucci							1	2							3	2
Jack Harvey		1													1	1
James Hinchcliffe							1								1	1
Spencer Pigot		1													1	1

Key: TMS-Texas Motor Speedway; IGP-Indianapolis Motor Speedway Road Course; RA-Road America; IS- Iowa Speedway; IMS-Indianapolis Motor Speedway Oval; WWTR-World Wide Technology Raceway at Gateway; MO-Mid-Ohio Sports Car Course; HGP-Indianapolis Motor Speedway Road Course; STP-Streets of St. Petersburg

(R) - NTT INDYCAR SERIES Rookie of the Year candidate





# 2020 NTT INDYCAR SERIES Notables

Through The Honda Indy 200 at Mid-Ohio · Race 2 | September 13, 2020

Most Laps Led, Single Race	214, Josef Newgarden, Iowa Speedway-2, July 18
Most Consecutive Laps Led, Single Race	109, Scott Dixon, Texas Motor Speedway, June 6
Most Laps Led by a Race Winner	214, Josef Newgarden, Iowa Speedway-2, July 18
Fewest Laps Led by a Race Winner	8, Felix Rosenqvist, Road America-2, July 12
Most Laps Led by a Non-Race Winner	111, Scott Dixon, Indianapolis 500, Aug. 23
Most Lead Changes	21, Indianapolis 500, Aug. 23
Fewest Lead Changes	4, Mid-Ohio Sports Car Course-1, Sept. 12
Fastest Race	175.201 mph, Texas Motor Speedway, June 6
Slowest Race	107.763 mph, Mid-Ohio Sports Car Course-2, Sept. 13
Most Cautions	7, Indianapolis 500, Aug. 23
Fewest Cautions	1, Indianapolis Motor Speedway Road Course-1, July 4; Iowa Speedway-1, July 17
Most Caution Laps	52, Indianapolis 500, Aug. 23
Fewest Caution Laps	0, Mid-Ohio Sports Car Course-1, Sept. 12
Most Cars on Lead Lap	20, Indianapolis Motor Speedway Road Course-1, July 4
Fewest Cars on Lead Lap	9, Iowa Speedway-1, July 17
Most DNFs	8, Indianapolis 500, Aug. 23
Fewest DNFs	0, World Wide Technology Raceway-2, Aug. 30; Mid-Ohio Sports Car Course-1, Sept. 12
Most Cars Running at Finish	25, Indianapolis 500, Aug. 23
Fewest Cars Running at Finish	17, Iowa Speedway-1, July 17



# NTT INDYCAR SERIES Current Consecutive Streaks

Through The Honda Indy 200 at Mid-Ohio · Race 2 | September 13, 2020

Driver	Starts	Front Row Starts	Top 5 Starts	Top 10 Starts	Races Led	Top 5 Finishes	Top 10 Finishes	Running at Finish
Scott Dixon	269		1	1			7	12
Marco Andretti	245			1				3
Ryan Hunter-Reay	220			2		2	2	5
Graham Rahal	169				1	2	2	3
Simon Pagenaud	146			3			1	3
Josef Newgarden	132			4			3	14
Alexander Rossi	78			2		2	2	3
Will Power	77						3	5
Zach Veatch	45							3
Santino Ferrucci	30	1	1	1				9
Colton Herta	29	1	1	1	3	1	5	9
Felix Rosenqvist	28		1	3				
Conor Daly	15							4
Charlie Kimball	15							14
Jack Harvey	13				1			7
Marcus Ericsson	12					1	1	4
Oliver Askew	11							4
Pato O'Ward	11						1	10
Alex Palou	11		1	1				
Rinus VeeKay	11							5
Takuma Sato	10				1			9
Max Chilton	2							2
Dalton Kellett	2							2



Scott Dixon



# 2020 NTT INDYCAR SERIES Entrant Points

Through The Honda Indy 200 at Mid-Ohio · Race 2 | September 13, 2020

RANK	CAR NO.	ENTRANT	TOTAL POINTS	POINTS BEHIND LEADER	PREV.	PREV. RANK	POS. GAIN	BONUS POINTS	WINS	TOP 5 FINISHES	TOP 10 FINISHES
1	9	Chip Ganassi Racing	456			1	0	18	4	8	10
2	1	Team Penske	384	-72	-72	2	0	13	2	6	9
3	5	Arrow McLaren SP	338	-118	-46	3	0	10	0	4	8
4	88	Andretti Harding Steinbrenner Autosport	327	-129	-11	5	1	8	1	5	9
5	12	Team Penske	306	-150	-21	8	3	15	1	4	5
6	15	Rahal Letterman Lanigan Racing	301	-155	-5	7	1	6	0	5	6
7	30	Rahal Letterman Lanigan Racing	300	-156	-1	4	-3	15	1	2	7
8	22	Team Penske	277	-179	-23	6	-2	4	1	4	5
9	28	Andretti Autosport	260	-196	-17	11	2	7	0	3	6
10	18	Dale Coyne Racing with Vasser-Sullivan	249	-207	-11	9	-1	3	0	1	5
11	10	Chip Ganassi Racing	244	-212	-5	10	-1	4	1	1	4
12	27	Andretti Autosport	230	-226	-14	18	6	3	0	3	5
13	8	Chip Ganassi Racing	230	-226	0	12	-1	3	0	3	7
14	60	Meyer Shank Racing	225	-231	-5	15	1	2	0	0	4
15	21	Ed Carpenter Racing	224	-232	-1	14	-1	6	0	2	4
16	59	Carlin	215	-241	-9	13	-3	3	0	0	4
17	55	Dale Coyne Racing with Team Goh	185	-271	-30	16	-1	3	0	1	2
18	7	Arrow McLaren SP	181	-275	-4	17	-1	2	0	1	3
19	4	A.J. Foyt Enterprises	170	-286	-11	19	0	0	0	0	1
20	26	Andretti Autosport	166	-290	-4	20	0	3	0	1	1
21	98	Andretti Herta Autosport with Marco & Curb-Agajanian	153	-303	-13	21	0	9	0	0	1
22	14	A.J. Foyt Enterprises	152	-304	-1	22	0	0	0	0	2
23	20	Ed Carpenter Racing	151	-305	-1	23	0	0	0	1	1
24	29	Andretti Autosport	88	-368	-63	24	0	5	0	0	1
25	3	Team Penske	38	-418	-50	25	0	0	0	0	0
26	67	Dreyer & Reinbold Racing	28	-428	-10	26	0	0	0	0	0
27	24	Dreyer & Reinbold Racing	19	-437	-9	27	0	0	0	0	0
28	66	Arrow McLaren SP	18	-438	-1	28	0	0	0	0	0
29	45	RLL with Citrone/Buhl Autosport	17	-439	-1	29	0	1	0	0	0
30	81	DragonSpeed USA	14	-442	-3	30	0	0	0	0	0
31	47	Ed Carpenter Racing	10	-446	-4	31	0	0	0	0	0
32	41	A.J. Foyt Enterprises	10	-446	0	32	0	0	0	0	0
33	51	Dale Coyne Racing with Rick Ware Byrd Belardi	10	-446	0	33	0	0	0	0	0



# 2020 Engine Manufacturer Point Standings

Through The Honda Indy 200 at Mid-Ohio · Race 2 | September 13, 2020

## ENGINE POINTS BY ENTRANT

TRACK	CHEVROLET					HONDA						
	Pts (Car No.)	Pts (Car No.)	Pole	Winner	TOTAL	Pts (Car No.)	Pts (Car No.)	Pole	Winner	TOTAL		
TMS	40 (#22)	35 (#1)	1 (#1)	–	76	50 (#9)	32 (#26)	–	5 (#9)	87		
IGP-1	35 (#22)	30 (#21)	1 (#12)	–	66	50 (#9)	40 (#15)	–	5 (#9)	95		
RA-1	40 (#12)	24 (#5)	1 (#1)	–	65	50 (#9)	35 (#55)	–	5 (#9)	90		
RA-2	40 (#5)	22 (#1)	1 (#5)	–	63	50 (#10)	35 (#27)	–	5 (#10)	90		
IS-1	50 (#22)	35 (#7)	1 (#59)	5 (#22)	91	40 (#9)	28 (#27)	–	–	68		
IS-2	50 (#1)	40 (#12)	1 (#1)	5 (#1)	96	35 (#15)	30 (#9)	–	–	65		
IMS	30 (#1)	28 (#5)	–	–	58	50 (#30)	40 (#9)	3 (#98)	5 (#30)	98		
WWTR-1	35 (#5)	28 (#21)	1 (#12)	–	64	50 (#9)	40 (#30)	–	5 (#9)	95		
WWTR-2	50 (#1)	40 (#5)	–	5 (#1)	95	30 (#9)	28 (#88)	1 (#30)	–	59		
MO-1	50 (#12)	40 (#1)	1 (#12)	5 (#12)	96	35 (#27)	32 (#15)	–	–	67		
MO-2	28 (#22)	26 (#12)	–	–	54	50 (#88)	40 (#27)	1 (#88)	5 (#88)	96		
HGP-1												
HGP-2												
STP												
	<b>CHEVROLET TOTAL</b>					<b>824</b>	<b>HONDA TOTAL</b>					<b>910</b>

Key: TMS-Texas Motor Speedway; IGP-Indianapolis Motor Speedway Road Course; RA-Road America; IS- Iowa Speedway; IMS-Indianapolis Motor Speedway Oval; WWTR-World Wide Technology Raceway at Gateway; MO-Mid-Ohio Sports Car Course; HGP-Indianapolis Motor Speedway Road Course; STP-Streets of St. Petersburg

## ENGINE COUNTS

CHEVY CAR #	1	3	4	5	7	12	14	20	21	22	24	31	41	47	59	66	81
COUNT	3	3	2	3	2	3	3	3	3	3	2	1	1	1	3	2	2
HONDA CAR #	8	9	10	15	18	26	27	28	29	30	45	51	55	60	88	98	
COUNT	2	2	2	2	2	2	2	2	1	2	1	1	2	2	2	2	





# 2020 RECAPS & BOX SCORES



# 2020 NTT INDYCAR SERIES Race-by-Race Season Recap

Through The Honda Indy 200 at Mid-Ohio · Race 2 | September 13, 2020

Track	Date	Winner (start)	Time of Race	Average Speed (mph)	Margin of Victory	Pole (finish)	Pole Speed (mph)	Starters	Laps	Running at Finish	Cars on Leap Lap	Race Leaders	Lead Changes	Caution Flag	Laps Under Caution
TMS	6/6	Scott Dixon (2)	1:38:37:7648	175.201	Under caution	Josef Newgarden (3)	215.740	23	200	18	10	3	5	4	24
IGP-1	7/4	Scott Dixon (7)	1:41:59:3232	114.789	19.9469 sec.	Will Power (20)	125.116	26	80	23	20	8	10	1	4
RA-1	7/11	Scott Dixon (9)	1:54:09:8697	116.027	2.5386 sec.	Josef Newgarden (14)	136.946	23	55	20	17	5	5	3	7
RA-2	7/12	Felix Rosenqvist (7)	1:51:22:0391	118.942	2.8699 sec.	Pato O'Ward (2)	137.758	23	55	20	18	3	8	2	4
IS-1	7/17	Simon Pagenaud (23)	1:41:25:2939	132.220	0.4954 sec.	Conor Daly (8)	175.188	23	250	17	9	6	7	1	26
IS-2	7/18	Josef Newgarden (1)	1:38:40:5189	135.900	2.7869 sec.	Josef Newgarden (1)	175.333	23	250	21	11	8	12	2	24
IMS	8/23	Takuma Sato (3)	3:10:05:0880	157.824	Under caution	Marco Andretti (13)	231.068	33	200	25	18	11	21	7	52
WWGT-1	8/29	Scott Dixon (3)	1:44:30:7944	143.522	0.1404 sec.	Will Power (17)	182.394	23	200	17	16	6	6	2	25
WWGT-2	8/30	Josef Newgarden (2)	1:32:15:2431	162.594	Under caution	Takuma Sato (9)	182.499	23	200	23	14	5	8	2	5
MO-1	9/12	Will Power (1)	1:29:08:9095	113.978	7.4523 sec.	Will Power (1)	122.543	23	75	23	19	3	4	0	0
MO-2	9/13	Colton Herta (1)	1:34:17:3968	107.763	1.3826 sec.	Colton Herta (1)	94.215	23	75	21	19	4	5	2	6
HGP-1															
HGP-2															
STP															

Key: TMS-Texas Motor Speedway; IGP-Indianapolis Motor Speedway Road Course; RA-Road America; IS- Iowa Speedway; IMS-Indianapolis Motor Speedway Oval; WWTR-World Wide Technology Raceway at Gateway; MO-Mid-Ohio Sports Car Course; HGP-Indianapolis Motor Speedway Road Course; STP-Streets of St. Petersburg





# 2020 NTT INDYCAR SERIES Individual Race Recaps

## ROUND 1 ■ GENESYS 300 - June 6, Texas Motor Speedway



**Scott Dixon** continued his drive into INDYCAR history, powering away from the field on a late restart to win the Genesys 300 at Texas Motor Speedway and adding to his growing list of superlatives.

Five-time NTT INDYCAR SERIES champion Dixon drove his No. 9 PNC Bank Chip Ganassi Racing Honda to a victory over the No. 22 DXC Technology Team Penske Chevrolet of **Simon Pagenaud**. Reigning series champion and 2019 Texas winner **Josef Newgarden**, who earned the NTT P1 Award for winning the pole earlier in the day, placed third in the No. 1 XPEL Team Penske Chevrolet. The race ended under caution due to an incident on the backstretch as Dixon approached the checkered flag.

Dixon waved goodbye to the field on a restart on Lap 197 of the 200-lap race to earn his 47th career INDYCAR victory, just five wins short of tying **Mario Andretti** for second on the all-time victory list. **A.J. Foyt** is No. 1 with 67 victories. Dixon, who started second, averaged 175.201 mph and led 157 laps for the victory.

The race on the 1.5-mile oval was the season opener for the NTT INDYCAR SERIES, as the COVID-19 pandemic forced the postponement of racing for nearly three months. This event took place without fans as a health-and-safety precaution.

**Zach Veach** finished fourth in the No. 26 Gainbridge Honda, tying his career best. **Ed Carpenter** rebounded from a spin during practice earlier during this one-day event to round out the top five in the No. 20 Ed Carpenter Racing Chevrolet.

The win added to the impressive list of Dixon's accomplishments as he enters his 20th season of INDYCAR competition. Besides earning his 47th career win, he now has at least one victory for 16 consecutive seasons, a streak that started in 2005.

### TOP FIVE FINISHERS

1	Scott Dixon	PNC Bank Chip Ganassi Racing Honda
2	Simon Pagenaud	DXC Technology Team Penske Chevrolet
3	Josef Newgarden	XPEL Team Penske Chevrolet
4	Zach Veach	Gainbridge Honda
5	Ed Carpenter	Ed Carpenter Racing Chevrolet

**POLE SITTER:** Josef Newgarden, XPEL Team Penske Chevrolet

## ROUND 2 ■ GMR GRAND PRIX - July 4, Indianapolis Motor Speedway Road Course



After three straight years of near-miss disappointment, **Scott Dixon** finally closed the deal in the GMR Grand Prix.

Dixon benefited from a well-timed caution period near the midway point of the race and then drove away to dominate the NTT INDYCAR SERIES race Saturday on the 14-turn, 2.439-mile road course at the Indianapolis Motor Speedway, winning by an event-record 19.9469 seconds in the No. 9 PNC Bank Chip Ganassi Racing Honda. It marked the first victory in this event for the five-time series champion, who had finished second in this race for the last three years.

Dixon stayed perfect in the 2020 season, as he also won the season opener June 6 on the Texas Motor Speedway oval. Saturday's result was the 48th career INDYCAR victory for Dixon, who is now just four wins behind **Mario Andretti** for No. 2 on the all-time series list.

**Graham Rahal** finished second in the No. 15 Fifth Third Bank Honda after making just two pit stops, one fewer than Dixon and the other contenders. **Simon Pagenaud** rebounded from a tough qualifying session Friday, jumping from a 20th starting spot to finish third in the No. 22 Menards Team Penske Chevrolet.

**Colton Herta** finished fourth in the No. 88 Gleaners Food Bank of Indiana Honda, while **Rinus VeeKay** bounced back from a tough debut last month at Texas to become the top-finishing rookie in the race, with a fifth-place result in the No. 21 Sonax Chevrolet.

Dixon earned his first victory at the Racing Capital of the World since he won the Indianapolis 500 presented by Gainbridge in 2008. Dixon also delivered Chip Ganassi Racing its 110th INDYCAR victory and became the first driver besides Pagenaud and Power to win this event.

### TOP FIVE FINISHERS

1	Scott Dixon	PNC Bank Chip Ganassi Racing Honda
2	Graham Rahal	Fifth Third Bank Honda
3	Simon Pagenaud	Menards Team Penske Chevrolet
4	Colton Herta	Gleaners Food Bank of Indiana Honda
5	Rinus VeeKay	Sonax Chevrolet

**POLE SITTER:** Will Power, Verizon Team Penske Chevrolet





# 2020 NTT INDYCAR SERIES Individual Race Recaps

## ROUND 3 ■ REV GROUP GRAND PRIX PRESENTED BY AMR · Race 1 - July 11, Road America



Five-time series champion **Scott Dixon** continued his undefeated start to the 2020 NTT INDYCAR SERIES season in the No. 9 PNC Bank Chip Ganassi Racing Honda by winning the Race 1 of the REV Group Grand Prix presented by AMR Doubleheader 1 on Saturday, July 11 at Road America.

Dixon's win Saturday follows victories June 6 at Texas Motor Speedway and July 4 at the Indianapolis Motor Speedway. With the win, Dixon became the first driver to win three-straight NTT INDYCAR SERIES races since **Simon Pagenaud** completed the feat in 2016 by winning the Grand Prix of Long Beach, the Indy Grand Prix of Alabama and the GMR Grand Prix.

2014 series champion **Will Power** finished second in the No. 12 Verizon Team Penske Chevrolet, 2.5386 seconds behind Dixon. Rookie **Alex Palou** rounded out the podium with the best finish of his young career in the No. 55 Dale Coyne Racing with Team Goh Honda. 2012 series champion **Ryan Hunter-Reay** finished fourth in the No. 28 DHL Honda, and **Colton Herta** rounded out the top-five in the No. 88 Capstone Turbine Honda.

The win was Dixon's 49th career INDYCAR victory, inching him closer to **Mario Andretti**, who sits second on the all-time series wins list with 52 victories.

### TOP FIVE FINISHERS

1	Scott Dixon	PNC Bank Chip Ganassi Racing Honda
2	Will Power	Verizon Team Penske Chevrolet
3	Alex Palou	Dale Coyne Racing with Team Goh Honda
4	Ryan Hunter-Reay	DHL Honda
5	Colton Herta	Capstone Turbine Honda

**POLE SITTER:** Josef Newgarden, PPG Team Penske Chevrolet

## ROUND 4 ■ REV GROUP GRAND PRIX PRESENTED BY AMR · Race 2 - July 12, Road America



**Felix Rosenqvist** outdueled **Pato O'Ward** in a thrilling late-race battle to score his first career NTT INDYCAR SERIES victory in the REV Group Grand Prix presented by AMR Doubleheader Race 2 on Sunday, July 12 at Road America.

Rosenqvist's drive in the No. 10 NTT DATA Chip Ganassi Racing Honda ended the undefeated start to the 2020 season by his teammate, **Scott Dixon**. But the 28-year-old continued the dominating start for Chip Ganassi Racing, which has won all four NTT INDYCAR SERIES races this season.

2019 NTT INDYCAR SERIES Rookie of the Year Rosenqvist completed a stirring comeback to pass O'Ward on the second-to-last of the 55 laps of the race, pulling away to win by 2.8699 seconds at the checkered flag. His previous-best finish was second last year at Mid-Ohio and Portland.

O'Ward dominated the day in the No. 5 Arrow McLaren SP Chevrolet, winning the NTT P1 Award for pole in qualifying this morning and leading 43 of the 55 laps. But as the end of the race neared, O'Ward's used Firestone red tires, the alternate compound option, began to fall off and allowed Rosenqvist to close the gap quickly. Still, 2018 Indy Lights champion O'Ward, who is racing in his first full-time season, scored his best career finish in the NTT INDYCAR SERIES.

Following Rosenqvist and O'Ward on the podium was **Alexander Rossi** in the No. 27 AutoNation / NAPA AUTO PARTS Honda with his best finish of the season after a rough start to the year. Rossi's previous best finish this season was 15th at the season opener June 6 at Texas Motor Speedway.

**Marcus Ericsson** finished fourth for his third straight top-10 finish and his best result of the season in the No. 8 Huski Chocolate Chip Ganassi Racing Honda. Colton Herta rounded out the top five in the No. 88 Capstone Turbine Honda. Herta is the only driver to score a top-10 finish in every race this season.

### TOP FIVE FINISHERS

1	Felix Rosenqvist	DATA Chip Ganassi Racing Honda
2	Pato O'Ward	Arrow McLaren SP Chevrolet
3	Alexander Rossi	AutoNation / NAPA AUTO PARTS Honda
4	Marcus Ericsson	Huski Chocolate Chip Ganassi Racing Honda
5	Colton Herta	Capstone Turbine Honda

**POLE SITTER:** Pato O'Ward, Arrow McLaren SP Chevrolet





# 2020 NTT INDYCAR SERIES Individual Race Recaps

## ROUND 5 ■ IOWA INDYCAR 250s · Race 1 – July 17, Iowa Speedway



**Simon Pagenaud** charged from last to first to win Race 1 of the INDYCAR Iowa 250s July 17 at Iowa Speedway.

Pagenaud held off **Scott Dixon** by .4954 of a second for his first win of the NTT INDYCAR SERIES season in the No. 22 Menards Team Penske Chevrolet. Pagenaud started last in the 23-car field after a fuel pressure problem prevented him from making a qualifying attempt earlier in the day.

It's the first time a driver has won from the last starting spot on the grid since March 2017, when **Sebastien Bourdais** drove from the rear to the front of a 21-car field to win the Firestone Grand Prix of St. Petersburg.

Pagenaud's win for Team Penske ended Chip Ganassi Racing's dominant start to the season in which Dixon and **Felix Rosenqvist** in the No. 10 NTT DATA Chip Ganassi Racing Honda won the first four NTT INDYCAR SERIES races. Five-time series champion Dixon opened with three straight wins in the No. 9 PNC Bank Chip Ganassi Racing Honda, with Rosenqvist earning his first career victory last Sunday at Road America.

Rookie **Oliver Askew** rounded out the Iowa podium Friday night with a third-place finish in the No. 7 Arrow McLaren SP Chevrolet, marking the best-career NTT INDYCAR SERIES finish for the defending Indy Lights champion. Askew's teammate **Pato O'Ward**, the 2018 Indy Lights champion who scored his career-best finish of second last Sunday at Road America, drove his No. 5 Arrow McLaren SP Chevrolet to a fourth-place finish. Defending series champion **Josef Newgarden** rounded out the top five in the No. 1 Hitachi Team Penske Chevrolet.

### TOP FIVE FINISHERS

1	Simon Pagenaud	Menards Team Penske Chevrolet
2	Scott Dixon	PNC Bank Chip Ganassi Racing Honda
3	Oliver Askew	Arrow McLaren SP Chevrolet
4	Pato O'Ward	Arrow McLaren SP Chevrolet
5	Josef Newgarden	Hitachi Team Penske Chevrolet

**POLE SITTER:** Conor Daly, Gallagher Carlin Chevrolet

## ROUND 6 ■ IOWA INDYCAR 250s · Race 2 – July 18, Iowa Speedway



Defending NTT INDYCAR SERIES champion **Josef Newgarden** proved Iowa Speedway might just be his best racetrack on the schedule as he put on a dominating performance to win Race 2 of the Iowa INDYCAR 250s Doubleheader.

Newgarden became the first INDYCAR driver to win at Iowa Speedway from the pole, easily driving to his first win of the season and 15th of his career in the No. 1 Hitachi Team Penske Chevrolet. It's the first time Newgarden has won a race since capturing last year's race at Iowa 363 days ago.

Two-time series champion Newgarden beat teammate **Will Power**'s No. 12 Verizon Team Penske Chevrolet to the checkered flag by 2.7869 seconds. He averaged 135.900 mph.

Newgarden's win completed a sweep of the doubleheader on the 7/8th-mile oval by Team Penske, as **Simon Pagenaud** won Friday night after starting last.

Newgarden is no stranger to success at Iowa Speedway. He earned the third win at Iowa of his career, with his previous wins coming in 2016 and 2019. The track is now tied with Barber Motorsports Park as Newgarden's winningest racetrack. He also solidified his position as the all-time lap leader in Iowa with 1,115, a total padded by leading 214 of 250 laps Saturday night.

Rounding out the top three behind Newgarden and Power was **Graham Rahal**, scoring his second podium of the season in the No. 15 Hy-Vee Honda. Pagenaud finished fourth in the No. 22 Menards Team Penske Chevrolet after starting last, and five-time series champion **Scott Dixon**, last night's runner-up, finished fifth in the No. 9 PNC Bank Chip Ganassi Racing Honda after starting 18th in the 23-car field.

The performance elevated Newgarden into third in the series standings, 54 points behind points leader Dixon and five points behind second-place Pagenaud.

### TOP FIVE FINISHERS

1	Josef Newgarden	Hitachi Team Penske Chevrolet
2	Will Power	Verizon Team Penske Chevrolet
3	Graham Rahal	Hy-Vee Honda
4	Simon Pagenaud	Menards Team Penske Chevrolet
5	Scott Dixon	PNC Bank Chip Ganassi Racing Honda

**POLE SITTER:** Josef Newgarden, Hitachi Team Penske Chevrolet



# 2020 NTT INDYCAR SERIES Individual Race Recaps

## ROUND 7 ■ 104th INDIANAPOLIS 500 presented by Gainbridge – August 23, Indianapolis Motor Speedway



**Takuma Sato** climbed to a higher level of racing immortality, winning the 104th Indianapolis 500 presented by Gainbridge and becoming just the 20th driver to capture “The Greatest Spectacle in Racing” at least twice. Sato, from Japan, won the race under caution in the No. 30 Panasonic/PeopleReady Honda fielded by Rahal Letterman Lanigan Racing when **Spencer Pigot** crashed in Turn 4 on his 195th lap. Sato also won the race in 2017 with Andretti Autosport.

**Scott Dixon** finished second in the No. 9 PNC Bank Chip Ganassi Racing Honda despite leading a race-high 111 laps. It was the third career Indy 500 runner-up finish for Dixon, a five-time NTT INDYCAR SERIES champion and the 2008 Indianapolis 500 winner. **Graham Rahal** helped RLLR to take two of the top three spots by finishing third in the No. 15 United Rentals Honda. **Santino Ferrucci** led a Honda sweep of the top four finishing positions by placing fourth in the No. 18 SealMaster Honda. Two-time and reigning series champion **Josef Newgarden** rounded out the top five and was the top Chevrolet-powered finisher in the No. 1 Shell V-Power Nitro Team Penske Chevrolet. **Pato O’Ward** was the top-placed rookie, finishing sixth in the No. 5 Arrow McLaren SP Chevrolet.

Sato and Dixon were locked in a stirring duel and had just started their 196th lap when Pigot crashed hard in Turn 4, spinning and making contact with the SAFER Barrier on the outside and then slamming into the protective tire barrier at the head of the pit wall with the side of his No. 45 Hy-Vee/Embrace Pittsburgh Honda. The gap between Sato and Dixon rarely exceeded one second and was as close as three-tenths of a second after Sato inherited the lead on Lap 185 when **Zach Veach** pitted in the No. 26 Gainbridge Honda. Sato appeared to be home free on Lap 191, building a lead of .9515 of a second. But he was approaching the cars of A.J. Foyt Racing teammates **Tony Kanaan** and **Charlie Kimball**, which let Dixon close the gap. On Lap 195, Sato cleared 2013 Indy 500 winner Kanaan while Dixon and Rahal remained behind the Brazilian. That expanded Sato’s gap to 1.173 seconds, but Dixon and Rahal lapped Kanaan just before Turn 1 on Lap 196, moments before Pigot’s race-ending crash.

### TOP FIVE FINISHERS

1	Takuma Sato	Panasonic/PeopleReady Honda
2	Scott Dixon	PNC Bank Chip Ganassi Racing Honda
3	Graham Rahal	United Rentals Honda
4	Santino Ferrucci	SealMaster Honda
5	Josef Newgarden	Shell V-Power Nitro Chevrolet

**POLE SITTER:** Marco Andretti, U.S. Concrete / Curb Honda

## ROUND 8 ■ Bommarito Automotive Group 500 · Race 1 – August 29, World Wide Technology Raceway



NTT INDYCAR SERIES points leader **Scott Dixon** continued his winning ways in 2020 by holding off a hard-charging **Takuma Sato**, winning the Bommarito Automotive Group 500 Race 1 at World Wide Technology Raceway in the second-closest INDYCAR finish at the track. Dixon, who started third, drove the No. 9 PNC Bank Chip Ganassi Racing Honda to his 50th career win and fourth in eight races this season with a .1404 margin of victory over Sato in the No. 30 ABeam Consulting Honda. That result turned the tables from the 104th Indianapolis 500 presented by Gainbridge the previous Sunday, when Sato held off Dixon for his second victory in “The Greatest Spectacle in Racing.” Rounding out the top five behind Dixon and Sato were **Pato O’Ward** in the No. 5 Arrow McLaren SP Chevrolet, **Colton Herta** in the No. 88 Capstone Turbine #ShiftToGreen Honda and Marcus Ericsson in the No. 8 Huski Chocolate Chip Ganassi Racing Honda.

During the final round of pit stops on Lap 163, Dixon pitted from second, directly behind leader O’Ward, and beat O’Ward off pit road. Dixon expanded his lead over O’Ward as the rest of the leaders cycled through green flag pit stops. Sato pitted from the lead with 25 laps to go as he attempted to undercut the leaders by staying out later than the rest of the field, handing the lead to Dixon for good on Lap 176. But it wasn’t smooth sailing for Dixon. Sato, the defending winner at WWTR, merged back onto the 1.25-mile oval in third and started charging in his “no attack, no chance” style. Sato made a daring, outside pass of O’Ward for second in Turn 1 with 16 laps to go as he chased down Dixon. Sato quickly caught the “Ice Man,” with the gap to the bright orange-and-blue machine getting as low as three tenths of a second in the closing laps. But Sato was unable to challenge Dixon for the top spot.

Dixon remained third on the all-time wins list with his 50th victory closing the gap to second place **Mario Andretti**, who has 52 wins. **A.J. Foyt** is first with 67 wins. Dixon padded his championship lead to 117 points over reigning series champion **Josef Newgarden**, who finished 12th in the No. 1 Hitachi Team Penske Chevrolet.

### TOP FIVE FINISHERS

1	Scott Dixon	PNC Bank Chip Ganassi Racing Honda
2	Takuma Sato	ABeam Consulting Honda
3	Pato O’Ward	Arrow McLaren SP Chevrolet
4	Colton Herta	Capstone Turbine #ShiftToGreen Honda
5	Marcus Ericsson	Huski Chocolate Chip Ganassi Racing Honda

**POLE SITTER:** Will Power, Verizon Team Penske Chevrolet



# 2020 NTT INDYCAR SERIES Individual Race Recaps

## ROUND 9 ■ Bommarito Automotive Group 500 · Race 2 – August 30, World Wide Technology Raceway



By using a late-race pit strategy call and winning a daring pit-exit duel, defending NTT INDYCAR SERIES champion **Josef Newgarden** claimed his second victory of 2020 in the Bommarito Automotive Group 500 Race 2 on Sunday, Aug. 30 at World Wide Technology Raceway.

Newgarden, driving the No. 1 Hitachi Team Penske Chevrolet, pitted for the final time on Lap 153 from the third position to try to undercut the leaders and gain time on them. Exiting pit lane, Newgarden was locked in a stirring side-by-side race with **Pato O'Ward** in the No. 5 Arrow McLaren SP Chevrolet.

As the two approached the backstretch, Newgarden won the game of chicken and pulled ahead of 2020 Indy 500 Rookie of the Year O'Ward and cycled through to the lead on Lap 157 of the 200-lap race. He held off a hard-charging O'Ward in the final laps until last week's Indianapolis 500 presented by Gainbridge winner **Takuma Sato** made contact with the wall in Turn 2 with four laps to go, resulting in a caution and an end to the race. Sato finished ninth.

Following Newgarden and O'Ward in the top five were **Will Power** in the No. 12 Verizon Team Penske Chevrolet, **Rinus VeeKay** in the No. 21 SONAX Chevrolet and Saturday's Race 1 winner **Scott Dixon** in the No. 9 PNC Bank Chip Ganassi Racing Honda.

O'Ward's second-place finish matched his career-best finish from earlier this year at Road America July 12. It was his third podium finish of the year. O'Ward is third in the NTT INDYCAR SERIES point standings.

VeeKay, a 19-year-old NTT INDYCAR SERIES rookie, scored his best career finish and third top-10 result of the season, besting his fifth-place finish in the GMR Grand Prix on July 4 on the Indianapolis Motor Speedway road course. VeeKay was the biggest gainer of the day as he climbed from the 18th starting position.

### TOP FIVE FINISHERS

1	Josef Newgarden	Hitachi Team Penske Chevrolet
2	Pato O'Ward	Arrow McLaren SP Chevrolet
3	Will Power	Verizon Team Penske Chevrolet
4	Rinus VeeKay	SONAX Chevrolet
5	Scott Dixon	PNC Bank Chip Ganassi Racing Honda

**POLE SITTER:** Takuma Sato, ABeam Consulting Honda

## ROUND 10 ■ The Honda Indy 200 at Mid-Ohio · Race 1 – Sept. 12, Mid-Ohio Sports Car Course



The most physically challenging track on the NTT INDYCAR SERIES schedule and the threat of rain looming over the last 10 laps of the race were no match for **Will Power**, who cruised to his first win of 2020 in Race 1 of The Honda Indy 200 at Mid-Ohio doubleheader at Mid-Ohio Sports Car Course.

Power drove the No. 12 Verizon Team Penske Chevrolet to a dominating win in a caution-free race, beating Team Penske teammate **Josef Newgarden** to the finish line by 7.4523 seconds for his 38th career INDYCAR win. 2014 NTT INDYCAR SERIES champion Power led 66 of 75 laps from the pole after winning the NTT P1 Award in qualifying. It was Power's 60th INDYCAR pole, inching him closer to **Mario Andretti's** record of 67 career INDYCAR poles.

Rounding out the top five were Newgarden in second in the No. 1 PPG Team Penske Chevrolet, **Alexander Rossi** third in the No. 27 NAPA AUTO PARTS / AutoNation Honda, **Graham Rahal** fourth in the No. 15 United Rentals Honda and **Ryan Hunter-Reay** fifth in the No. 28 DHL Honda.

It was the fourth podium finish for Power this season, who last visited victory lane Sept. 1, 2019 at Portland International Raceway, 377 days ago. His previous podiums this season came at Road America-1, Iowa 2 and Gateway 2.

The Australian's victory was his first at Mid-Ohio and Team Penske's 11th win at the 13-turn, 2.258-mile road course, tying Chip Ganassi Racing with the most wins at the circuit. The win also extended Power's streak of consecutive seasons with at least one win to 14, dating back to 2007.

### TOP FIVE FINISHERS

1	Will Power	Verizon Team Penske Chevrolet
2	Josef Newgarden	PPG Team Penske Chevrolet
3	Alexander Rossi	NAPA AUTO PARTS/AutoNation Honda
4	Graham Rahal	United Rentals Honda
5	Ryan Hunter-Reay	DHL Honda

**POLE SITTER:** Will Power, Verizon Team Penske Chevrolet





# 2020 NTT INDYCAR SERIES Individual Race Recaps

**ROUND 11** ■ **The Honda Indy 200 at Mid-Ohio · Race 2** – Sept. 13, Mid-Ohio Sports Car Course



After a challenging 2020 NTT INDYCAR SERIES season, Andretti Autosport finally broke through to Victory Circle in dominating fashion as **Colton Herta** scored his third career win in Race 2 of The Honda Indy 200 at Mid-Ohio weekend doubleheader Sunday at Mid-Ohio Sports Car Course.

NTT P1 Award winner Herta led an Andretti Autosport sweep of the podium in the No. 88 Capstone Turbine #ShiftToGreen Honda, beating teammate **Alexander Rossi** in the No. 27 NAPA AUTO PARTS / AutoNation Honda to the finish line by 1.3826 seconds. Fellow Andretti driver **Ryan Hunter-Reay** finished third in the No. 28 DHL Honda, 2.4965 seconds behind Herta.

Rounding out the top five behind the Andretti trio were Ohio native **Graham Rahal** in the No. 15 Fifth Third Bank Honda and **Marcus Ericsson** in the No. 8 Huski Chocolate Chip Ganassi Racing Honda.

Heading into Sunday's race, Andretti Autosport had just two podium finishes this season, third-place results by Rossi at Road America-2 and in Saturday's Race 1 at Mid-Ohio. Andretti Autosport's last win came when Rossi dominated the field at Road America in June 2019.

Five-time NTT INDYCAR SERIES champion **Scott Dixon** spent the rest of the race trying to rebound, from an early spin, running as high as fourth while on an alternate pit strategy. Dixon was forced to give up his track position on Lap 59 when he pitted for the final time. With the freshest tires in the field, he rallied for his second 10th-place finish of the weekend.

The challenging day did no favors to Dixon's standing in the championship. His lead over **Josef Newgarden** shrunk to 72 points, continuing a downward slide for Dixon in the last three races.

## TOP FIVE FINISHERS

1	Colton Herta	Capstone Turbine #ShiftToGreen Honda
2	Alexander Rossi	NAPA AUTO PARTS/AutoNation Honda
3	Ryan Hunter-Reay	DHL Honda
4	Graham Rahal	Fifth Third Bank Honda
5	Marcus Ericsson	Huski Chocolate Chip Ganassi Racing Honda

**POLE SITTER:** Colton Herta, Capstone Turbine #ShiftToGreen Honda





# Genesys 300

Texas Motor Speedway | June 6, 2020



## OFFICIAL BOX SCORE ■ ROUND 1 of 14

FP	SP	Car	Driver	Car Name	Laps	Reason Out	Pts	Total Pts	Standings
1	2	9	Scott Dixon	PNC Bank Chip Ganassi Racing Honda	200	Running	53	53	1
2	3	22	Simon Pagenaud	DXC Technology Team Penske Chevrolet	200	Running	40	40	2
3	1	1	Josef Newgarden	XPEL Team Penske Chevrolet	200	Running	37	37	3
4	5	26	Zach Veach	Gainbridge Honda	200	Running	33	33	4
5	13	20	Ed Carpenter	Ed Carpenter Racing Chevrolet	200	Running	30	30	5
6	19	59	Conor Daly	Gallagher Carlin Chevrolet	200	Running	28	28	6
7	14	88	Colton Herta	Capstone Turbine Honda	200	Running	26	26	7
8	4	28	Ryan Hunter-Reay	DHL Honda	200	Running	24	24	8
9	20	7	Oliver Askew (R)	Arrow McLaren SP Chevrolet	200	Running	22	22	9
10	10	14	Tony Kanaan	7-ELEVEN / AJ FOYT RACING Chevrolet	200	Running	20	20	10
11	12	4	Charlie Kimball	TRESIBA / AJ FOYT RACING Chevrolet	199	Contact	19	19	11
12	18	5	Pato O'Ward	Arrow McLaren SP Chevrolet	199	Running	18	18	12
13	6	12	Will Power	Verizon Team Penske Chevrolet	199	Running	17	17	13
14	11	98	Marco Andretti	U.S. Concrete / Curb Honda	199	Running	16	16	14
15	8	27	Alexander Rossi	NAPA AUTO PARTS / AutoNation Honda	199	Running	15	15	15
16	21	60	Jack Harvey	AutoNation/Sirius XM	199	Running	14	14	16
17	7	15	Graham Rahal	Fleet Cost & Care Honda	198	Running	13	13	17
18	15	29	James Hinchcliffe	Genesys Honda	198	Running	12	12	18
19	17	8	Marcus Ericsson	Huski Chocolate Chip Ganassi Racing Honda	196	Running	11	11	19
20	9	10	Felix Rosenqvist	NTT DATA Chip Ganassi Racing Honda	190	Contact	10	10	20
21	23	18	Santino Ferrucci	SealMaster Honda	156	Mechanical	9	9	21
22	24	21	Rinus VeeKay (R)	Sonax Chevrolet	36	Contact	8	8	22
23	16	55	Alex Palou (R)	Dale Coyne Racing with Team Goh Honda	36	Contact	7	7	23
24	22	30	Takuma Sato	ABeam Consulting Honda	0	Did Not Start	3	3	24

Legend: R = NTT INDYCAR SERIES Rookie of the Year Candidate; All cars use fourth-generation NTT INDYCAR SERIES Chassis (IR-12) with IR-18 aerodynamic bodywork and Firestone tires

Time of Race	1:38:37.7648
Avg Speed	175.201 mph
Margin of Victory	Under caution
Lead Changes	5
Caution Laps	23
Fastest Lap	215.025 mph (24.1088 seconds) on Lap 189 by 10 - Felix Rosenqvist
Fastest Leader Lap	214.107 mph (24.2122 seconds) on Lap 200 by 9 - Scott Dixon
NTT P1 Award	Josef Newgarden (48.0578 seconds, 215.740 mph)

## LAP LEADERS

Laps	Car	Driver	Laps	Car	Driver
1 - 31	1	Newgarden, Josef	37 - 80	9	Dixon, Scott
32 - 34	9	Dixon, Scott	81 - 90	1	Newgarden, Josef
35 - 36	26	Veach, Zach	91 - 200	9	Dixon, Scott

## LAP LEADER SUMMARY

Car	Driver	Times	Laps
9	Dixon, Scott	3	157
1	Newgarden, Josef	2	41
26	Veach, Zach	1	2

## CAUTION FLAGS

No.	Duration	Total	Reason for Caution
1	38 to 45	8	Contact: Cars 21 and 55 on Back Straight
2	77 to 85	9	Debris
3	191 to 196	6	Contact: Car 10 in Turn 2
4	200 to 200	1	Contact: Car 4 Back Straight

## PENALTIES

Car	Reason	# Laps	Penalty
27	Unapproved changes	4	Drive-Through
28	Unapproved changes	4	Drive-Through
15	Unapproved changes, garage re-entry	12	Stop and Go
14	Pit Speed Violation	46	Restart at the back
26	Pit Safety Infraction	127	Post-race monetary fine
15	Exceeding Tire Limit	171	Stop and Go
8	Pit Safety Infraction	189	Post-race Monetary Fine



# GMR Grand Prix

Indianapolis Motor Speedway Road Course | July 4, 2020



## OFFICIAL BOX SCORE ■ ROUND 2 of 14

FP	SP	Car	Driver	Car Name	Laps	Reason Out	Pts	Total Pts	Standings
1	7	9	Scott Dixon	PNC Bank Chip Ganassi Racing Honda	80	Running	51	104	1
2	4	15	Graham Rahal	Fifth Third Bank Honda	80	Running	41	54	5
3	20	22	Simon Pagenaud	Menards Team Penske Chevrolet	80	Running	35	75	2
4	3	88	Colton Herta	Gleaners Food Bank of Indiana Honda	80	Running	32	58	4
5	18	21	Rinus VeeKay (R)	Sonax Chevrolet	80	Running	30	38	11
6	14	8	Marcus Ericsson	Huski Chocolate Chip Ganassi Racing Honda	80	Running	29	40	10
7	6	1	Josef Newgarden	XPEL Team Penske Chevrolet	80	Running	27	64	3
8	13	5	Pato O'Ward	Arrow McLaren SP Chevrolet	80	Running	24	42	8
9	15	18	Santino Ferrucci	MOUSER MOLEX Honda	80	Running	22	31	12
10	17	30	Takuma Sato	Panasonic / One Cure Honda	80	Running	20	23	21
11	19	29	James Hinchcliffe	Genesys Honda	80	Running	19	31	13
12	8	20	Conor Daly	U.S. Air Force Chevrolet	80	Running	18	46	7
13	12	28	Ryan Hunter-Reay	DHL Honda	80	Running	17	41	9
14	22	26	Zach Veach	Gainbridge Honda	80	Running	17	50	6
15	9	10	Felix Rosenqvist	NTT DATA Chip Ganassi Racing Honda	80	Running	15	25	19
16	10	59	Max Chilton	Gallagher Carlin Chevrolet	80	Running	14	14	25
17	2	60	Jack Harvey	AutoNation/Sirius XM Honda	80	Running	14	28	17
18	24	4	Charlie Kimball	TRESIBA / AJ Foyt Racing Chevrolet	80	Running	12	31	14
19	21	55	Alex Palou (R)	Dale Coyne Racing with Team Goh Honda	80	Running	11	18	24
20	1	12	Will Power	Verizon Team Penske Chevrolet	80	Running	14	31	15
21	26	14	Dalton Kellett (R)	K-Line USA / AJ Foyt Racing Chevrolet	79	Running	9	9	26
22	25	98	Marco Andretti	U.S. Concrete / Curb Honda	79	Running	8	24	20
23	23	24	Sage Karam	DRR WIX Filters Chevrolet	79	Running	7	7	27
24	16	45	Spencer Pigot	Mi-Jack / Shield Cleansers Honda	74	Mechanical	7	7	28
25	11	27	Alexander Rossi	AutoNation / NAPA AUTO PARTS Honda	41	Mechanical	5	20	23
26	5	7	Oliver Askew (R)	Arrow McLaren SP Chevrolet	34	Contact	5	27	18

Legend: R = NTT INDYCAR SERIES Rookie of the Year Candidate; All cars use fourth-generation NTT INDYCAR SERIES Chassis (IR-12) with IR-18 aerodynamic bodywork and Firestone tires

Time of Race	1:41:59.3232
Avg Speed	114.789 mph
Margin of Victory	19.9469 seconds
Lead Changes	10
Caution Laps	4
Fastest Lap	122.373 mph (71.7514 seconds) on Lap 49 by 9 - Scott Dixon
Fastest Leader Lap	122.373 mph (71.7514 seconds) on Lap 49 by 9 - Scott Dixon
NTT P1 Award	Will Power (01:10.1779, 125.116 mph)

## LAP LEADERS

Laps	Car	Driver	Laps	Car	Driver
1 - 16	12	Power, Will	55	45	Pigot, Spencer
17	60	Harvey, Jack	56	8	Ericsson, Marcus
18 - 26	15	Rahal, Graham	57 - 60	1	Newgarden, Josef
27 - 38	12	Power, Will	61	26	Veach, Zach
39 - 47	15	Rahal, Graham	62 - 80	9	Dixon, Scott
48 - 54	9	Dixon, Scott			

## LAP LEADER SUMMARY

Car	Driver	Times	Laps
12	Power, Will	2	28
9	Dixon, Scott	2	26
15	Rahal, Graham	2	18
1	Newgarden, Josef	1	4
60	Harvey, Jack	1	1
8	Ericsson, Marcus	1	1
45	Pigot, Spencer	1	1
26	Veach, Zach	1	1

## CAUTION FLAGS

No.	Duration	Total	Reason for Caution
1	36 to 39	4	Contact: Car 7 In Turn 14

## PENALTIES

Car	Reason	# Laps	Penalty
24	Exceeded Track Limits	7	Yield Position
15	Pit Safety Infraction	26	Post Race Fine
98	Pit Safety Infraction	32	Post Race Fine
45	Pit Safety Infraction	26	Post Race Fine
14	Pit Safety Infraction	39	Post Race Fine
12	Pit Safety Infraction	55	Post Race Fine
55	Avoidable Contact	69	Yield Position
55	Avoidable Contact	73	Yield Position



# REV Group Grand Prix - Race 1

Road America | July 11, 2020



## OFFICIAL BOX SCORE ■ ROUND 3 of 14

FP	SP	Car	Driver	Car Name	Laps	Reason Out	Pts	Total Pts	Standings
1	9	9	Scott Dixon	PNC Bank Chip Ganassi Racing Honda	55	Running	51	155	1
2	5	12	Will Power	Verizon Team Penske Chevrolet	55	Running	41	72	7
3	14	55	Alex Palou (R)	Dale Coyne Racing with Team Goh Honda	55	Running	35	53	14
4	3	28	Ryan Hunter-Reay	DHL Honda	55	Running	32	73	6
5	7	88	Colton Herta	Capstone Turbine Honda	55	Running	30	88	3
6	6	18	Santino Ferrucci	SealMaster Honda	55	Running	28	59	11
7	4	15	Graham Rahal	Total Quartz Honda	55	Running	27	81	5
8	12	5	Pato O'Ward	Arrow McLaren SP Chevrolet	55	Running	24	66	8
9	15	30	Takuma Sato	Panasonic / Mi-Jack Honda	55	Running	22	45	16
10	13	8	Marcus Ericsson	Huski Chocolate Chip Ganassi Racing Honda	55	Running	21	61	10
11	22	4	Charlie Kimball	Tresiba / AJ Foyt Racing Chevrolet	55	Running	19	50	15
12	17	22	Simon Pagenaud	Menards Team Penske Chevrolet	55	Running	18	93	2
13	16	21	Rinus VeeKay (R)	Direct Supply Chevrolet	55	Running	17	55	12
14	1	1	Josef Newgarden	PPG Team Penske Chevrolet	55	Running	20	84	4
15	21	7	Oliver Askew (R)	Arrow McLaren SP Chevrolet	55	Running	15	42	17
16	20	26	Zach Veach	Gainbridge Honda	55	Running	14	64	9
17	18	59	Max Chilton	Gallagher Carlin Chevrolet	55	Running	13	27	24
18	8	10	Felix Rosenqvist	NTT DATA Chip Ganassi Racing Honda	54	Running	12	37	18
19	11	27	Alexander Rossi	AutoNation / NAPA AUTO PARTS Honda	54	Running	11	31	22
20	23	14	Dalton Kellett (R)	K-Line USA / AJ Foyt Racing Chevrolet	54	Running	10	19	26
21	19	20	Conor Daly	U.S. Air Force Chevrolet	41	Contact	9	55	13
22	10	98	Marco Andretti	U.S. Concrete / Curb Honda	39	Mechanical	8	32	20
23	2	60	Jack Harvey	AutoNation/SiriusXM Honda	37	Off Course	8	36	19

Legend: R = NTT INDYCAR SERIES Rookie of the Year Candidate; All cars use fourth-generation NTT INDYCAR SERIES Chassis (IR-12) with IR-18 aerodynamic bodywork and Firestone tires

Time of Race	1:54:09.8697
Avg Speed	116.027 mph
Margin of Victory	2.5386 seconds
Lead Changes	5
Caution Laps	7
Fastest Lap	134.308 mph (107.5918 seconds) on Lap 34 by 98 - Marco Andretti
Fastest Leader Lap	133.290 mph (108.4136 seconds) on Lap 51 by 9 - Scott Dixon
NTT P1 Award	Josef Newgarden (01:45.5191, 136.946 mph)

## LAP LEADERS

Laps	Car	Driver	Laps	Car	Driver
1-12	1	Josef Newgarden	28 - 29	8	Marcus Ericsson
13 - 14	15	Graham Rahal	30 - 39	12	Will Power
15 - 27	1	Josef Newgarden	40 - 55	9	Scott Dixon

## LAP LEADER SUMMARY

Car	Driver	Times	Laps
1	Josef Newgarden	2	25
9	Scott Dixon	1	16
12	Will Power	1	10
8	Marcus Ericsson	1	2
15	Graham Rahal	1	2

## CAUTION FLAGS

No.	Duration	Total	Reason for Caution
1	38 to 40	3	Off Course: Car 60 in Turn 3
2	42 to 43	2	Contact: Cars 5 and 20 in Turn 7
3	45 to 46	2	Off Course: Car 14 in Turn 14

## PENALTIES

Car	Reason	# Laps	Penalty
98	Pit Speed Violation	3	Drive-Through
14	Service in a Closed Pit	45	Restart at the Back of Field



# REV Group Grand Prix - Race 2

Road America | July 12, 2020



## OFFICIAL BOX SCORE ■ ROUND 4 of 14

FP	SP	Car	Driver	Car Name	Laps	Reason Out	Pts	Total Pts	Standings
1	7	10	Felix Rosenqvist	NTT DATA Chip Ganassi Racing Honda	55	Running	51	88	9
2	1	5	Pato O'Ward	Arrow McLaren SP Chevrolet	55	Running	44	110	3
3	10	27	Alexander Rossi	AutoNation / NAPA AUTO PARTS Honda	55	Running	35	66	18
4	16	8	Marcus Ericsson	Huski Chocolate Chip Ganassi Racing Honda	55	Running	32	93	6
5	2	88	Colton Herta	Capstone Turbine Honda	55	Running	31	119	2
6	11	18	Santino Ferrucci	SealMaster Honda	55	Running	28	87	10
7	3	55	Alex Palou (R)	Dale Coyne Racing with Team Goh Honda	55	Running	26	79	12
8	12	30	Takuma Sato	Panasonic / Mi-Jack Honda	55	Running	24	69	16
9	14	1	Josef Newgarden	PPG Team Penske	55	Running	22	106	5
10	13	4	Charlie Kimball	Tresiba / AJ Foyt Racing Chevrolet	55	Running	20	70	15
11	8	12	Will Power	Verizon Team Penske Chevrolet	55	Running	20	92	7
12	6	9	Scott Dixon	PNC Bank Chip Ganassi Racing Honda	55	Running	18	173	1
13	22	22	Simon Pagenaud	Menards Team Penske Chevrolet	55	Running	17	110	4
14	15	21	Rinus VeeKay (R)	Direct Supply Chevrolet	55	Running	16	71	14
15	21	59	Max Chilton	Gallagher Carlin Chevrolet	55	Running	15	42	22
16	17	26	Zach Veach	Gainbridge Honda	55	Running	14	78	13
17	9	60	Jack Harvey	AutoNation/SiriusXM Honda	55	Running	13	49	20
18	20	20	Conor Daly	U.S. Air Force Chevrolet	55	Running	12	67	17
19	19	98	Marco Andretti	U.S. Concrete / Curb Honda	54	Running	11	43	21
20	23	14	Dalton Kellett (R)	K-Line USA / AJ Foyt Racing Chevrolet	54	Running	10	29	25
21	18	7	Oliver Askew (R)	Arrow McLaren SP Chevrolet	53	Off Course	9	51	19
22	4	28	Ryan Hunter-Reay	DHL Honda	0	Contact	8	81	11
23	5	15	Graham Rahal	Fifth Third Bank Honda	0	Contact	7	88	8

Legend: R = NTT INDYCAR SERIES Rookie of the Year Candidate; All cars use fourth-generation NTT INDYCAR SERIES Chassis (IR-12) with IR-18 aerodynamic bodywork and Firestone tires

Time of Race	1:51:22.0391
Avg Speed	118.942 mph
Margin of Victory	2.8699 seconds
Lead Changes	8
Caution Laps	4
Fastest Lap	134.823 mph (107.1804 seconds) on Lap 13 by 10 - Felix Rosenqvist
Fastest Leader Lap	134.404 mph (107.5147 seconds) on Lap 10 by 5 - Pato O'Ward
NTT P1 Award	Pato O'Ward (1:44.8971, 137.758 mph)

## LAP LEADERS

Laps	Car	Driver	Laps	Car	Driver
1 - 14	5	Pato O'Ward,	30 - 40	5	Pato O'Ward
15 - 16	10	Felix Rosenqvist	41 - 42	10	Felix Rosenqvist
17 - 20	12	Will Power	43 - 53	5	Pato O'Ward
21 - 27	5	Pato O'Ward	54 - 55	10	Felix Rosenqvist
28 - 29	10	Felix Rosenqvist			

## LAP LEADER SUMMARY

Car	Driver	Times	Laps
5	Pato O'Ward	4	43
10	Felix Rosenqvist	4	8
12	Will Power	1	4

## CAUTION FLAGS

No	Duration	Total	Reason for Caution
1	1 to 3	3	Contact: Cars 12 and 28 in Turn 1
2	6 to 6	1	Spin: Car 12 in Turn 13

## PENALTIES

Car	Reason	# Laps	Penalty
20	Avoidable Contact	4	Restart at the Back of Field
12	Avoidable Contact	4	Restart at the Back of Field
20	Full Service in a Closed Pit	8	Drive-Through
18	Avoidable Contact	4	Go to the Back of Field
9	Pit Safety Infraction	40	Post-Race Fine





# Iowa INDYCAR 250s - Race 1

Iowa Speedway | July 17, 2020



## OFFICIAL BOX SCORE ■ ROUND 5 of 14

FP	SP	Car	Driver	Car Name	Laps	Reason Out	Pts	Total Pts	Standings
1	23	22	Simon Pagenaud	Menards Team Penske Chevrolet	250	Running	53	163	2
2	17	9	Scott Dixon	PNC Bank Chip Ganassi Racing Honda	250	Running	40	213	1
3	14	7	Oliver Askew (R)	Arrow McLaren SP Chevrolet	250	Running	35	86	16
4	8	5	Pato O'Ward	Arrow McLaren SP Chevrolet	250	Running	33	143	3
5	2	1	Josef Newgarden	Hitachi Team Penske Chevrolet	250	Running	31	137	4
6	5	27	Alexander Rossi	AutoNation / NAPA AUTO PARTS Honda	250	Running	28	94	13
7	9	60	Jack Harvey	AutoNation / SiriusXM Honda	250	Running	26	75	20
8	1	59	Conor Daly	Gallagher Carlin Chevrolet	250	Running	26	93	14
9	10	8	Marcus Ericsson	Huski Chocolate Chip Ganassi Racing Honda	250	Running	22	115	6
10	6	30	Takuma Sato	Panasonic / Mi-Jack Honda	249	Running	21	90	15
11	18	55	Alex Palou (R)	Dale Coyne Racing with Team Goh Honda	249	Running	19	98	11
12	21	15	Graham Rahal	One Cure Honda	248	Running	18	106	7
13	11	18	Santino Ferrucci	SealMaster Honda	247	Running	17	104	9
14	7	10	Felix Rosenqvist	NTT DATA Chip Ganassi Racing Honda	247	Running	17	105	8
15	16	20	Ed Carpenter	U.S. Air Force Chevrolet	247	Running	15	45	22
16	12	28	Ryan Hunter-Reay	DHL Honda	247	Running	14	95	12
17	15	4	Charlie Kimball	Tresiba / AJ Foyt Racing Chevrolet	245	Running	13	83	18
18	19	14	Tony Kanaan	Bryant / AJ Foyt Racing Chevrolet	213	In Pits	12	32	24
19	13	21	Rinus VeeKay (R)	SONAX Chevrolet	156	Contact	11	82	19
20	4	88	Colton Herta	Capstone Turbine Honda	156	Contact	10	129	5
21	3	12	Will Power	Verizon Team Penske Chevrolet	142	Contact	9	101	10
22	20	98	Marco Andretti	U.S. Concrete / Curb Honda	128	Mechanical	8	51	21
23	22	26	Zach Veach	Gainbridge Honda	95	Mechanical	7	85	17

Legend: R = NTT INDYCAR SERIES Rookie of the Year Candidate; All cars use fourth-generation NTT INDYCAR SERIES Chassis (IR-12) with IR-18 aerodynamic bodywork and Firestone tires

Time of Race	1:41:25.2939
Avg Speed	132.220 mph
Margin of Victory	0.4954 seconds
Lead Changes	7
Caution Laps	26
Fastest Lap	169.823 mph (18.9515 seconds) on Lap 3 by 59 - Conor Daly
Fastest Leader Lap	169.823 mph (18.9515 seconds) on Lap 3 by 59 - Conor Daly
NTT P1 Award	Conor Daly (18.3711 seconds, 175.188 mph)

## LAP LEADERS

Laps	Car	Driver	Laps	Car	Driver
1-13	59	Conor Daly	127-137		Josef Newgarden
14-70	1	Josef Newgarden	138-147		Simon Pagenaud
71-77	10	Felix Rosenqvist	148-177		Pato O'Ward
78-126	30	Takuma Sato	178-250		Simon Pagenaud

## LAP LEADER SUMMARY

Car	Driver	Times	Laps
22	Simon Pagenaud	2	83
1	Josef Newgarden	2	68
30	Takuma Sato	1	49
5	Pato O'Ward	1	30
59	Conor Daly	1	13
10	Felix Rosenqvist	1	7

## CAUTION FLAGS

No.	Duration	Total	Reason for Caution
1	144 to 169	26	Contact: Car 12 in Turn 4; then Contact: Cars 21 and 88 on Front Straight

## PENALTIES

Car	Reason	# Laps	Penalty
15	Pit Safety Infraction	117	Post-Race Fine
20	Pit Safety Infraction	168	Post-Race Fine



# Iowa INDYCAR 250s - Race 2

Iowa Speedway | July 18, 2020



## OFFICIAL BOX SCORE ■ ROUND 6 of 14

FP	SP	Car	Driver	Car Name	Laps	Reason Out	Pts	Total Pts	Standings
1	1	1	Josef Newgarden	Hitachi Team Penske Chevrolet	250	Running	54	191	3
2	2	12	Will Power	Verizon Team Penske Chevrolet	250	Running	41	142	5
3	19	15	Graham Rahal	Hy-Vee Honda	250	Running	36	142	6
4	23	22	Simon Pagenaud	Menards Team Penske Chevrolet	250	Running	32	195	2
5	18	9	Scott Dixon	PNC Bank Chip Ganassi Racing Honda	250	Running	31	244	1
6	13	7	Oliver Askew (R)	Arrow McLaren SP Chevrolet	250	Running	29	115	12
7	6	60	Jack Harvey	AutoNation/SiriusXM Honda	250	Running	26	101	16
8	21	27	Alexander Rossi	AutoNation / NAPA AUTO PARTS Honda	250	Running	24	118	10
9	9	8	Marcus Ericsson	Huski Chocolate Chip Ganassi Racing Honda	250	Running	22	137	8
10	17	98	Marco Andretti	U.S. Concrete / Curb Honda	250	Running	20	71	21
11	8	14	Tony Kanaan	Bryant / AJ Foyt Racing Chevrolet	250	Running	19	51	23
12	12	5	Pato O'Ward	Arrow McLaren SP Chevrolet	249	Running	19	162	4
13	3	59	Conor Daly	Gallagher Carlin Chevrolet	249	Running	18	111	14
14	7	55	Alex Palou (R)	Dale Coyne Racing with Team Goh Honda	249	Running	16	114	13
15	10	10	Felix Rosenqvist	NTT DATA Chip Ganassi Racing Honda	248	Running	15	120	9
16	11	4	Charlie Kimball	Tresiba / AJ Foyt Racing Chevrolet	248	Running	14	97	18
17	15	21	Rinus VeeKay (R)	SONAX Chevrolet	248	Running	13	95	20
18	16	18	Santino Ferrucci	SealMaster Honda	247	Running	12	116	11
19	5	88	Colton Herta	Capstone Turbine Honda	247	Running	11	140	7
20	22	26	Zach Veach	Gainbridge Honda	247	Running	10	95	19
21	20	30	Takuma Sato	Panasonic / Mi-Jack Honda	247	Running	9	99	17
22	4	28	Ryan Hunter-Reay	DHL Honda	178	Contact	9	104	15
23	14	20	Ed Carpenter	U.S. Air Force Chevrolet	112	Contact	7	52	22

Legend: R = NTT INDYCAR SERIES Rookie of the Year Candidate; All cars use fourth-generation NTT INDYCAR SERIES Chassis (IR-12) with IR-18 aerodynamic bodywork and Firestone tires

Time of Race	1:38:40.5189
Avg Speed	135.900 mph
Margin of Victory	2.7869 seconds
Lead Changes	12
Caution Laps	24
Fastest Lap	167.688 mph (19.1928 seconds) on Lap 4 by 1 - Josef Newgarden
Fastest Leader Lap	167.688 mph (19.1928 seconds) on Lap 4 by 1 - Josef Newgarden
NTT P1 Award	Josef Newgarden (18.3559 seconds, 175.333 mph)

## LAP LEADERS

Laps	Car	Driver	Laps	Car	Driver
1-56	1	Josef Newgarden	112-119	15	Graham Rahal
57-58	12	Will Power	120-171	1	Josef Newgarden
59-60	9	Scott Dixon	172-174	15	Graham Rahal
61-62	15	Graham Rahal	175-178	28	Ryan Hunter-Reay
63-106	1	Josef Newgarden	179-188	7	Oliver Askew
107	5	Pato O'Ward	189-250	1	Josef Newgarden
108-111	59	Conor Daly			

## LAP LEADER SUMMARY

Car	Driver	Times	Laps
1	Josef Newgarden	4	214
15	Graham Rahal	3	13
7	Oliver Askew	1	10
59	Conor Daly	1	4
28	Ryan Hunter-Reay	1	4
12	Will Power	1	2
9	Scott Dixon	1	2
5	Pato O'Ward	1	1

## CAUTION FLAGS

No	Duration	Total	Reason for Caution
1	114-125	12	Contact: Car 20 in Turn 2
2	180-191	12	Contact: Car 28 in Turn 2

## PENALTIES

Car	Reason	# Laps	Penalty
88	Full Service in a Closed Pit	128	Drive-Through
18	Blocking	207	Drive-Through



# 104th Indianapolis 500 presented by Gainbridge

Indianapolis Motor Speedway | August 23, 2020



## OFFICIAL BOX SCORE ■ ROUND 7 of 14

FP	SP	Car	Driver	Car Name	Laps	Reason Out	Pts	Total Pts	Standings
1	3	30	Takuma Sato	Panasonic / PeopleReady Honda	200	Running	108	207	6
2	2	9	Scott Dixon	PNC Bank Chip Ganassi Racing Honda	200	Running	91	335	1
3	8	15	Graham Rahal	United Rentals Honda	200	Running	72	214	4
4	19	18	Santino Ferrucci	SealMaster Honda	200	Running	65	181	8
5	13	1	Josef Newgarden	Shell V-Power Nitro Team Penske Chevrolet	200	Running	60	251	2
6	15	5	Pato O'Ward (R)	Arrow McLaren SP Chevrolet	200	Running	56	218	3
7	6	29	James Hinchcliffe	Genesys Honda	200	Running	57	88	22
8	10	88	Colton Herta	Gleaners Food Bank of Indiana Honda	200	Running	49	189	7
9	20	60	Jack Harvey	AutoNation/SiriusXM Honda	200	Running	44	145	13
10	5	28	Ryan Hunter-Reay	DHL Honda	200	Running	45	149	11
11	28	3	Helio Castroneves	Pennzoil Team Penske Chevrolet	200	Running	38	38	27
12	14	10	Felix Rosenqvist	NTT DATA Chip Ganassi Racing Honda	200	Running	37	157	10
13	1	98	Marco Andretti	U.S. Concrete/Curb Honda	200	Running	43	114	21
14	22	12	Will Power	Verizon 5G Edge Team Penske Chevrolet	200	Running	33	175	9
15	17	26	Zach Veach	Gainbridge Honda	200	Running	31	126	17
16	32	67	JR Hildebrand	DRR Salesforce Chevrolet	200	Running	28	28	28
17	30	59	Max Chilton	Gallagher Carlin Chevrolet	200	Running	26	68	24
18	29	4	Charlie Kimball	Tresiba AJ Foyt Racing Chevrolet	200	Running	24	121	20
19	23	14	Tony Kanaan	ABC Supply AJ Foyt Racing Chevrolet	199	Running	22	73	23
20	4	21	Rinus VeeKay (R)	SONAX Chevrolet	199	Running	26	121	18
21	26	66	Fernando Alonso	Ruoff Arrow McLaren SP Chevrolet	199	Running	18	18	30
22	25	22	Simon Pagenaud	Menards Team Penske Chevrolet	198	Running	17	212	5
23	33	81	Ben Hanley	DragonSpeed USA Chevrolet	198	Running	14	14	32
24	31	24	Sage Karam	DRR WIX Filters Chevrolet	198	Running	12	19	29
25	12	45	Spencer Pigot	Hy-Vee / Embrace Pittsburgh Honda	194	Contact	10	17	31
26	16	20	Ed Carpenter	United States Space Force Chevrolet	187	Contact	10	62	25
27	9	27	Alexander Rossi	NAPA AUTO PARTS/AutoNation Honda	143	Contact	12	130	14
28	7	55	Alex Palou (R)	Guaranteed Rate Honda	121	Contact	13	127	15
29	18	47	Conor Daly	United States Air Force Chevrolet	91	Contact	10	121	19
30	21	7	Oliver Askew (R)	Arrow McLaren SP Chevrolet	91	Contact	11	126	16
31	24	41	Dalton Kellett (R)	K-Line USA AJ Foyt Racing Chevrolet	82	Contact	10	39	26
32	11	8	Marcus Ericsson	Huski Chocolate Chip Ganassi Racing Chevrolet	24	Contact	10	147	12
33	27	51	James Davison	Jacob Construction Tilson HR Honda	4	Mechanical	10	10	33

Legend: R = NTT INDYCAR SERIES Rookie of the Year Candidate; All cars use fourth-generation NTT INDYCAR SERIES Chassis (IR-12) with IR-18 aerodynamic bodywork and Firestone tires

Time of Race	03:10:05.0880
Avg Speed	157.824 mph
Margin of Victory	0.0577 seconds
Lead Changes	21
Caution Laps	51
Fastest Lap	223.164 mph (40.329 seconds) on Lap 66 by 29 - James Hinchcliffe
Fastest Leader Lap	221.569 mph (40.6194 seconds) on Lap 191 by 30 - Takuma Sato
NTT P1 Award	Marco Andretti (155.7985, 231.068 mph)

## LAP LEADERS

Laps	Car	Driver	Laps	Car	Driver
1-26	9	Scott Dixon	118-120	27	Alexander Rossi
27-30	7	Oliver Askew	121	9	Scott Dixon
31-44	22	Simon Pagenaud	122-123	27	Alexander Rossi
45-46	12	Will Power	124-131	10	Felix Rosenqvist
47-63	9	Scott Dixon	132-156	9	Scott Dixon
64	88	Colton Herta	157-167	30	Takuma Sato
65-101	9	Scott Dixon	168	9	Scott Dixon
102-105	27	Alexander Rossi	169	18	Santino Ferrucci
106	9	Scott Dixon	170	29	James Hinchcliffe
107-114	27	Alexander Rossi	171-184	26	Zach Veach
115-117	9	Scott Dixon	185-200	30	Takuma Sato

## LAP LEADER SUMMARY

Car	Driver	Times	Laps
9	Scott Dixon	8	111
30	Sato, Takuma	2	27
27	Alexander Rossi	4	17
26	Zach Veach	1	14
22	Simon Pagenaud	1	14
10	Felix Rosenqvist	1	8
7	Oliver Askew	1	4
12	Will Power	1	2
18	Santino Ferrucci	1	1
88	Colton Herta	1	1
29	James Hinchcliffe	1	1

Continued on next page



# 104th Indianapolis 500 presented by Gainbridge

Indianapolis Motor Speedway | August 23, 2020



## CAUTION FLAGS

No	Duration	#Laps	Reason for Caution
1	6 to 11	6	Debris on Back Stretch
2	25 to 30	6	Contact: Car 8 in Turn 2
3	84 to 91	8	Contact: Car 41 in Turn 3
4	92 to 99	8	Contact: Cars 7 and 47 in Turn 4
5	122 to 130	9	Contact: Car 55 in Turn 1
6	144 to 153	10	Contact: Car 27 in Turn 2
7	196 to 200	5	Contact: Car 45 in Turn 4

## PENALTIES

Car	Reason	Lap	Penalty
29	Pit Safety Infraction	29	Post Race Fine
21	Hitting Personnel	70	Stop and Go
24	Pit Speed Violation	71	Stop and Go
29	Pit Safety Infraction	63	Post Race Fine
98	Pit Safety Infraction	87	Post Race Fine
59	Service in a Closed Pit	123	Restart at the Back of Field
27	Unsafe Release	131	Restart at the Back of Field
88	Pit Safety Infraction	169	Post Race Fine
29	Pit Safety Infraction	170	Post Race Fine
12	Pit Safety Infraction	169	Post Race Fine
24	Pit Safety Violation	90	Post Race Fine





# Bommarito Automotive Group 500 - Race 1

presented by Axalta and Valvoline

World Wide Technology Speedway at Gateway | August 29, 2020



## OFFICIAL BOX SCORE ■ ROUND 8 of 14

FP	SP	Car	Driver	Car Name	Laps	Reason Out	Pts	Total Pts	Standings
1	3	9	Scott Dixon	PNC Bank Chip Ganassi Racing Honda	200	Running	51	386	1
2	5	30	Takuma Sato	ABeam Consulting Honda	200	Running	41	248	4
3	2	5	Pato O'Ward	Arrow McLaren SP Chevrolet	200	Running	38	256	3
4	10	88	Colton Herta	Capstone Turbine #ShiftToGreen Honda	200	Running	32	221	7
5	4	8	Marcus Ericsson	Huski Chocolate Chip Ganassi Racing Honda	200	Running	30	177	11
6	14	21	Rinus VeeKay (R)	SONAX Chevrolet	200	Running	28	149	14
7	8	28	Ryan Hunter-Reay	DHL Honda	200	Running	26	175	12
8	12	10	Felix Rosenqvist	NTT DATA Chip Ganassi Racing Honda	200	Running	25	182	10
9	21	14	Tony Kanaan	Big Machine Vodka / AJ Foyt Racing Chevrolet	200	Running	22	95	22
10	16	59	Conor Daly	Gallagher Carlin Chevrolet	200	Running	20	141	17
11	7	60	Jack Harvey	AutoNation/SiriusXM Honda	200	Running	19	164	13
12	6	1	Josef Newgarden	Hitachi Team Penske Chevrolet	200	Running	18	269	2
13	18	4	Charlie Kimball	Tresiba / AJ Foyt Racing Chevrolet	200	Running	17	138	19
14	15	7	Oliver Askew (R)	Arrow McLaren SP Chevrolet	200	Running	16	142	15
15	11	55	Alex Palou (R)	Guaranteed Rate Honda	200	Running	15	142	16
16	20	18	Santino Ferrucci	SealMaster Honda	200	Running	15	196	8
17	1	12	Will Power	Verizon Team Penske Chevrolet	198	Running	15	190	9
18	22	15	Graham Rahal	United Rentals Honda	124	Mechanical	12	226	5
19	13	22	Simon Pagenaud	Menards Team Penske Chevrolet	67	Handling	11	223	6
20	17	20	Ed Carpenter	United States Air Force Chevrolet	3	Handling	10	72	24
21	23	26	Zach Veach	Gainbridge Honda	2	Handling	9	135	20
22	9	27	Alexander Rossi	NAPA AUTO PARTS/AutoNation Honda	0	Contact	8	138	18
23	19	98	Marco Andretti	Oberto Specialty Meats / Circle K Honda	0	Contact	7	121	21

Legend: R = NTT INDYCAR SERIES Rookie of the Year Candidate; All cars use fourth-generation NTT INDYCAR SERIES Chassis (IR-12) with IR-18 aerodynamic bodywork and Firestone tires

Time of Race	01:44:30.7944
Avg Speed	143.522 mph
Margin of Victory	0.1404 seconds
Lead Changes	6
Caution Laps	25
Fastest Lap	177.838 mph (25.3039 seconds) on Lap 183 by 30 - Takuma Sato
Fastest Leader Lap	176.963 mph (25.4290 seconds) on Lap 163 by 30 - Takuma Sato
NTT P1 Award	Will Power (24.6718 seconds, 182.394 mph)

## LAP LEADERS

Laps	Car	Driver	Laps	Car	Driver
1-61	12	Will Power	68-161	5	Pato O'Ward
62-64	9	Scott Dixon	162-175	30	Takuma Sato
65	10	Felix Rosenqvist	176-200	9	Scott Dixon
66-67	18	Santino Ferrucci			

## LAP LEADER SUMMARY

Car	Driver	Times	Laps
5	Pato O'Ward	1	94
12	Will Power	1	61
9	Scott Dixon	2	28
30	Takuma Sato	1	14
18	Santino Ferrucci	1	2
10	Felix Rosenqvist	1	1

## CAUTION FLAGS

No	Duration	Total	Reason for Caution
1	1-12	12	Contact: Car 7, 20, 22, 26, 27, 98 in Turn 4
2	108-120	13	Conditions

## PENALTIES

Car	Reason	# Laps	Penalty
55	Out of order on the Start	13	Restart at the Back of Field
7	Avoidable Contact	13	Restart at the Back of Field
4	Pit Safety Infraction	173	Post-Race Fine



# Bommarito Automotive Group 500 - Race 2

presented by Axalta and Valvoline

World Wide Technology Speedway at Gateway | August 30, 2020



## OFFICIAL BOX SCORE ■ ROUND 9 of 14

FP	SP	Car	Driver	Car Name	Laps	Reason Out	Pts	Total Pts	Standings
1	2	1	Josef Newgarden	Hitachi Team Penske Chevrolet	200	Running	51	320	2
2	4	5	Pato O'Ward	Arrow McLaren SP Chevrolet	200	Running	41	297	3
3	3	12	Will Power	Verizon Team Penske Chevrolet	200	Running	36	226	8
4	18	21	Rinus VeeKay (R)	SONAX Chevrolet	200	Running	32	181	13
5	6	9	Scott Dixon	PNC Bank Chip Ganassi Racing Honda	200	Running	30	416	1
6	10	88	Colton Herta	Capstone Turbine #ShiftToGreen Honda	200	Running	29	250	5
7	9	10	Felix Rosenqvist	NTT DATA Chip Ganassi Racing Honda	200	Running	26	208	10
8	15	59	Conor Daly	Gallagher Carlin Chevrolet	200	Running	24	165	15
9	1	30	Takuma Sato	ABeam Consulting Honda	200	Running	26	274	4
10	16	18	Santino Ferrucci	SealMaster Honda	200	Running	20	216	9
11	12	28	Ryan Hunter-Reay	DHL Honda	200	Running	19	194	11
12	14	55	Alex Palou (R)	Guaranteed Rate Honda	200	Running	18	160	16
13	5	60	Jack Harvey	AutoNation/SiriusXM Honda	200	Running	17	181	14
14	11	27	Alexander Rossi	NAPA AUTO PARTS/AutoNation Honda	200	Running	16	154	18
15	20	98	Marco Andretti	Oberto Specialty Meats / Circle K Honda	199	Running	15	136	21
16	8	22	Simon Pagenaud	Menards Team Penske Chevrolet	199	Running	14	237	6
17	13	7	Oliver Askew (R)	Arrow McLaren SP Chevrolet	199	Running	13	155	17
18	21	4	Charlie Kimball	Tresiba / AJ Foyt Racing Chevrolet	199	Running	12	150	19
19	19	14	Tony Kanaan	Big Machine Vodka / AJ Foyt Racing Chevrolet	199	Running	11	106	22
20	23	15	Graham Rahal	United Rentals Honda	198	Running	10	236	7
21	22	20	Ed Carpenter	United States Air Force Chevrolet	197	Running	9	81	24
22	17	26	Zach Veach	Gainbridge Honda	196	Running	8	143	20
23	7	8	Marcus Ericsson	Huski Chocolate Chip Ganassi Racing Honda	190	Running	7	184	12

Legend: R = NTT INDYCAR SERIES Rookie of the Year Candidate; All cars use fourth-generation NTT INDYCAR SERIES Chassis (IR-12) with IR-18 aerodynamic bodywork and Firestone tires

Time of Race	01:32:15.2431
Avg Speed	162.594 mph
Margin of Victory	1.4356 seconds
Lead Changes	8
Caution Laps	4
Fastest Lap	175.155 mph (25.6915 seconds) on Lap 147 by 55 - Alex Palou
Fastest Leader Lap	174.651 mph (25.7656 seconds) on Lap 58 by 30 - Takuma Sato
NTT P1 Award	Takuma Sato (24.6577 seconds, 182.499 mph)

## LAP LEADERS

Laps	Car	Driver	Laps	Car	Driver
1-59	30	Takuma Sato	109-113	88	Colton Herta
60-95	5	Pato O'Ward	114-151	12	Will Power
96-97	12	Will Power	152-156	88	Colton Herta
98-101	1	Josef Newgarden	157-200	1	Josef Newgarden
102-108	30	Takuma Sato			

## LAP LEADER SUMMARY

Car	Driver	Times	Laps
30	Takuma Sato	2	66
1	Josef Newgarden	2	48
12	Will Power	2	40
5	Pato O'Ward	1	36
88	Colton Herta	2	10

## CAUTION FLAGS

No	Duration	#Laps	Reason for Caution
1	1-1	1	Start under Yellow
2	197-200	4	Contact: Car 30 in Turn 2

## PENALTIES

Car	Reason	# Laps	Penalty
None	—	—	—



# The Honda Indy 200 at Mid-Ohio - Race 1

Mid-Ohio Sports Car Course | Lexington, Ohio



## OFFICIAL BOX SCORE ■ ROUND 10 of 14

FP	SP	Car	Driver	Car Name	Laps	Reason Out	Pts	Total Pts	Standings
1	1	12	Will Power	Verizon Team Penske Chevrolet	75	Running	54	280	5
2	3	1	Josef Newgarden	PPG Team Penske Chevrolet	75	Running	40	360	2
3	6	27	Alexander Rossi	NAPA AUTO PARTS/AutoNation Honda	75	Running	36	190	15
4	8	15	Graham Rahal	United Rentals Honda	75	Running	32	268	7
5	2	28	Ryan Hunter-Reay	DHL Honda	75	Running	31	225	11
6	7	10	Felix Rosenqvist	NTT DATA Chip Ganassi Racing Honda	75	Running	28	236	9
7	5	60	Jack Harvey	AutoNation/SiriusXM Honda	75	Running	26	207	12
8	9	21	Rinus VeeKay (R)	SONAX Chevrolet	75	Running	24	205	13
9	13	88	Colton Herta	Capstone Turbine #ShiftToGreen Honda	75	Running	23	273	6
10	17	9	Scott Dixon	PNC Bank Chip Ganassi Racing Honda	75	Running	20	436	1
11	15	5	Pato O'Ward	Arrow McLaren SP Chevrolet	75	Running	19	316	3
12	20	55	Alex Palou (R)	Guaranteed Rate Honda	75	Running	18	178	17
13	4	20	Conor Daly	United States Air Force Chevrolet	75	Running	17	182	16
14	14	18	Santino Ferrucci	SealMaster Honda	75	Running	16	232	10
15	21	8	Marcus Ericsson	Huski Chocolate Chip Ganassi Racing Honda	75	Running	15	199	14
16	12	59	Max Chilton	Gallagher Carlin Chevrolet	75	Running	14	82	24
17	18	30	Takuma Sato	Panasonic / Mi-Jack Honda	75	Running	13	287	4
18	10	22	Simon Pagenaud	DXC Technology Team Penske Chevrolet	75	Running	12	249	8
19	16	7	Oliver Askew (R)	Arrow McLaren SP Chevrolet	75	Running	11	166	18
20	19	26	Zach Veach	Gainbridge Honda	74	Running	10	153	20
21	22	4	Charlie Kimball	Tresiba/AJ Foyt Racing Chevrolet	74	Running	9	159	19
22	23	14	Dalton Kellett (R)	K-Line USA/AJ Foyt Racing Chevrolet	74	Running	8	47	26
23	11	98	Marco Andretti	Surgere/Curb Honda	74	Running	7	143	21

Legend: R = NTT INDYCAR SERIES Rookie of the Year Candidate; All cars use fourth-generation NTT INDYCAR SERIES Chassis (IR-12) with IR-18 aerodynamic bodywork and Firestone tires

Time of Race	01:29:08.9095
Avg Speed	113.978 mph
Margin of Victory	7.4523 seconds
Lead Changes	4
Caution Laps	0
Fastest Lap	118.845 mph (68.3982 seconds) on Lap 22 by 5 - Pato O'Ward
Fastest Leader Lap	117.187 mph (69.3661 seconds) on Lap 23 by 27 - Alexander Rossi
NTT P1 Award	Will Power (01:06.3343, 122.543 mph)

## LAP LEADERS

Laps	Car	Driver	Laps	Car	Driver
1 - 21	12	Will Power	48 - 51	88	Colton Herta
22 - 26	27	Alexander Rossi	52 - 75	12	Will Power
27 - 47	12	Will Power			

## LAP LEADER SUMMARY

Car	Driver	Times	Laps
12	Will Power	3	66
27	Alexander Rossi	1	5
88	Colton Herta	1	4

## CAUTION FLAGS

No	Duration	#Laps	Reason for Caution
None			

## PENALTIES

Car	Reason	# Laps	Penalty
22	Pit Safety Infraction	18	Post Race Fine
22	Avoidable Contact	50	Yield Position



# The Honda Indy 200 at Mid-Ohio - Race 2

Mid-Ohio Sports Car Course | Lexington, Ohio



## OFFICIAL BOX SCORE ■ ROUND 11 of 14

FP	SP	Car	Driver	Car Name	Laps	Reason Out	Pts	Total Pts	Standings
1	1	88	Colton Herta	Capstone Turbine #ShiftToGreen Honda	75	Running	54	327	4
2	10	27	Alexander Rossi	NAPA AUTO PARTS / AutoNation Honda	75	Running	40	230	12
3	8	28	Ryan Hunter-Reay	DHL Honda	75	Running	35	260	9
4	12	15	Graham Rahal	Fifth Third Bank Honda	75	Running	33	301	6
5	15	8	Marcus Ericsson	Huski Chocolate Chip Ganassi Racing Honda	75	Running	31	230	13
6	6	22	Simon Pagenaud	DXC Technology Team Penske Chevrolet	75	Running	28	277	8
7	17	12	Will Power	Verizon Team Penske Chevrolet	75	Running	26	306	5
8	9	1	Josef Newgarden	PPG Team Penske Chevrolet	75	Running	24	384	2
9	21	5	Pato O'Ward	Arrow McLaren SP Chevrolet	75	Running	22	338	3
10	3	9	Scott Dixon	PNC Bank Chip Ganassi Racing Honda	75	Running	20	456	1
11	11	21	Rinus VeeKay (R)	SONAX Chevrolet	75	Running	19	224	15
12	19	60	Jack Harvey	AutoNation/SiriusXM Honda	75	Running	18	225	14
13	18	59	Max Chilton	Gallagher Carlin Chevrolet	75	Running	17	99	23
14	2	18	Santino Ferrucci	SealMaster Honda	75	Running	17	249	10
15	14	7	Oliver Askew (R)	Arrow McLaren SP Chevrolet	75	Running	15	181	18
16	16	20	Conor Daly	U.S. Air Force Chevrolet	75	Running	14	196	16
17	13	26	Zach Veach	Gainbridge Honda	75	Running	13	166	20
18	22	30	Takuma Sato	Panasonic / Mi-Jack Honda	75	Running	13	300	7
19	23	4	Charlie Kimball	Tresiba / A J Foyt Racing Chevrolet	75	Running	11	170	19
20	7	98	Marco Andretti	Surgere / Curb Honda	74	Running	10	153	21
21	20	14	Dalton Kellett (R)	K-Line USA / A J Foyt Racing Chevrolet	71	Running	9	56	26
22	5	10	Felix Rosenqvist	NTT DATA Chip Ganassi Racing Honda	4	Contact	8	244	11
23	4	55	Alex Palou (R)	Guaranteed Rate Honda	2	Contact	7	185	17

Legend: R = NTT INDYCAR SERIES Rookie of the Year Candidate; All cars use fourth-generation NTT INDYCAR SERIES Chassis (IR-12) with IR-18 aerodynamic bodywork and Firestone tires

Time of Race	01:34:17.3968
Avg Speed	107.763 mph
Margin of Victory	1.3826 seconds
Lead Changes	5
Caution Laps	6
Fastest Lap	119.001 mph (68.3089 seconds) on Lap 65 by 9 - Scott Dixon
Fastest Leader Lap	117.639 mph (69.0996 seconds) on Lap 51 by 88 - Colton Herta
NTT P1 Award	Colton Herta (1:26.2788, 94.215 mph)

## LAP LEADERS

Laps	Car	Driver	Laps	Car	Driver
1 - 15	88	Colton Herta	46	15	Graham Rahal
16 - 31	30	Takuma Sato	47	8	Marcus Ericsson
32 - 45	88	Colton Herta	48 - 75	88	Colton Herta

## LAP LEADER SUMMARY

Car	Driver	Times	Laps
88	Colton Herta	3	57
30	Takuma Sato	1	16
15	Graham Rahal	1	1
8	Marcus Ericsson	1	1

## CAUTION FLAGS

No	Duration	#Laps	Reason for Caution
1	1 to 3	3	Contact: Car 10, 18, 55 in Turn 4
2	16 to 18	3	Off Course: Car 14 in Turn 1

## PENALTIES

Car	Reason	# Laps	Penalty
18	Avoidable Contact	3	Restart at the Back of Field
27	Pit Safety Infraction	15	Post-Race Fine
7	Pit Safety Infraction	15	Post-Race Fine
4	Pit Safety Infraction	46	Post-Race Fine





# ALL-TIME RECORDS



# All-Time Driver Records

Through The Honda Indy 200 at Mid-Ohio · Race 2 | September 13, 2020



## WINS (1909-PRESENT)

Rank	Driver	Times
1	A.J. Foyt	67
2	Mario Andretti	52
<b>3</b>	<b>Scott Dixon</b>	<b>50</b>
4	Michael Andretti	42
5	Al Unser	39
<b>6</b>	<b>Will Power</b>	<b>38</b>
<b>7</b>	<b>Sebastien Bourdais</b>	<b>37</b>
8	Bobby Unser	35
9	Al Unser Jr.	34
10	Dario Franchitti	31
	Paul Tracy	31
<b>12</b>	<b>Helio Castroneves</b>	<b>30</b>
13	Rick Mears	29
14	Johnny Rutherford	27
15	Rodger Ward	26
16	Gordon Johncock	25
17	Ralph DePalma	24
	Bobby Rahal	24
19	Tommy Milton	23
20	Tony Bettenhausen	22
	Emerson Fittipaldi	22
22	Earl Cooper	20

**BOLD** = Active driver

## POLES (1930-PRESENT)

Rank	Driver	Times
1	Mario Andretti	67
<b>2</b>	<b>Will Power</b>	<b>60</b>
3	A.J. Foyt	53
<b>4</b>	<b>Helio Castroneves</b>	<b>50</b>
5	Bobby Unser	49
6	Rick Mears	40
<b>7</b>	<b>Sebastien Bourdais</b>	<b>34</b>
8	Dario Franchitti	33
9	Michael Andretti	32
10	Al Unser	27
<b>11</b>	<b>Scott Dixon</b>	<b>26</b>
12	Paul Tracy	25
13	Johnny Rutherford	23
14	Gil de Ferran	21
15	Gordon Johncock	20
16	Danny Sullivan	19
17	Rex Mays	18
	Bobby Rahal	18
19	Emerson Fittipaldi	17
<b>20</b>	<b>Tony Kanaan</b>	<b>15</b>
	Juan Pablo Montoya	15

**BOLD** = Active driver

Continued on next page



# All-Time Driver Records

Through The Honda Indy 200 at Mid-Ohio · Race 2 | September 13, 2020

## SECOND-PLACE FINISHES (1946-PRESENT)

Rank	Driver	Times
1	Mario Andretti	56
<b>2</b>	<b>Scott Dixon</b>	<b>48</b>
<b>3</b>	<b>Helio Castroneves</b>	<b>41</b>
4	Bobby Rahal	37
5	Michael Andretti	34
6	Al Unser	31
7	A.J. Foyt	30
	Al Unser Jr.	30
	Bobby Unser	30
10	Dario Franchitti	29
11	Gordon Johncock	25
<b>12</b>	<b>Will Power</b>	<b>23</b>
13	Rick Mears	22
	Paul Tracy	22
15	Emerson Fittipaldi	21
	<b>Tony Kanaan</b>	<b>21</b>

**BOLD** = Active driver

## TOP-3 FINISHES (1946-PRESENT)

Rank	Driver	Times
1	Mario Andretti	144
<b>2</b>	<b>Scott Dixon</b>	<b>122</b>
3	A.J. Foyt	119
4	Michael Andretti	100
5	Al Unser	98
6	Helio Castroneves	93
7	Dario Franchitti	92
8	Bobby Rahal	88
	Al Unser Jr.	88
10	Bobby Unser	81
<b>11</b>	<b>Will Power</b>	<b>80</b>
<b>12</b>	<b>Tony Kanaan</b>	<b>78</b>
13	Gordon Johncock	75
	Paul Tracy	75
15	Rick Mears	74
16	Emerson Fittipaldi	65
17	Johnny Rutherford	60
18	Sebastien Bourdais	57
19	Gil de Ferran	50
	Tom Sneva	50

## MOST TOP-3 FINISHES IN A SINGLE SEASON (1946-PRESENT)

Rank	Driver	No./Year
1	Mario Andretti	16/1968
2	Alex Zanardi	15/1998
	Al Unser	15/1970
4	Mario Andretti	13/1967, '69
<b>5</b>	<b>Scott Dixon</b>	<b>12/2008</b>

**BOLD** = Active driver

## TOP-5 FINISHES (1946-PRESENT)

Rank	Driver	Times
1	Mario Andretti	194
<b>2</b>	<b>Scott Dixon</b>	<b>173</b>
3	A.J. Foyt	149
<b>4</b>	<b>Helio Castroneves</b>	<b>141</b>
	Al Unser Jr.	141
6	Al Unser	140
7	Michael Andretti	139
<b>8</b>	<b>Tony Kanaan</b>	<b>133</b>
9	Dario Franchitti	119
	Bobby Rahal	119
11	Bobby Unser	112
12	Rick Mears	111
13	Gordon Johncock	107
<b>14</b>	<b>Will Power</b>	<b>106</b>
15	Paul Tracy	102
16	Johnny Rutherford	99
17	Emerson Fittipaldi	84
<b>18</b>	<b>Sebastien Bourdais</b>	<b>78</b>
19	Tom Sneva	74
20	Jimmy Vasser	67

## MOST TOP-5 FINISHES IN A SINGLE SEASON (1946-PRESENT)

Rank	Driver	No./Year
1	Mario Andretti	19/1968
2	Mario Andretti	16/1969
	Al Unser	16/1970
	Alex Zanardi	16/1998
<b>5</b>	<b>Tony Kanaan</b>	<b>15/2004</b>
	<b>Helio Castroneves</b>	<b>15/2008</b>

**BOLD** = Active driver



# All-Time Driver Records and Milestones

Through The Honda Indy 200 at Mid-Ohio · Race 2 | September 13, 2020



A.J. Foyt



Tony Kanaan

## FIELD

Most career starts	407 - Mario Andretti
Most consecutive race starts	318 - <b>Tony Kanaan</b> (Portland, 2001 - Texas, 2020)
Most starters in a race	45 (Long Island - Vanderbilt Cup, 10/12/1936)
Fewest starters in a race	11 (most recent - Brainerd (race 2 of twin races), 9/14/1969)

## RACE WINS

Most victories	67 - A.J. Foyt
Most consecutive victories	7 - A.J. Foyt (Phoenix, 3/22/1964 - Springfield, 8/22/1964)
Most victories in a season	10 - A.J. Foyt (1964), Al Unser (1970)
Most number of drivers to win a race in a season	11 (2000-CART, 2001-CART, 2014-INDYCAR)
Most victories from pole	25 - Mario Andretti
Lowest starting position of a winner	28th - Ray Harroun (Indianapolis, 5/30/1911); Louis Meyer (Indianapolis, 5/30/1936); <b>Helio Castroneves</b> (Chicagoland, 9/7/2008)
Most consecutive seasons with at least one race win	16 - <b>Scott Dixon</b> (2005-2020)

## POLE POSITIONS

Most poles	67 - Mario Andretti
Most consecutive poles	7 - Mario Andretti (Phoenix, 11/21/1965 - Atlanta, 6/26/1966)
Most poles in a season	10 - A.J. Foyt (1964)
Most number of drivers to win a pole in a season	12 (1999-CART)
Closest margin for winning pole	Tie (Greg Ray and Sam Schmidt - 20.424 sec./176.263 mph, Pikes Peak, 8/28/1999)
Most consecutive seasons with at least one pole	12 - Bobby Unser (1966-1977), <b>Helio Castroneves</b> (1999-2010), <b>Will Power</b> (2009-2020)

## RUNNING AT FINISH

Most cars running at finish	30 - Texas Race 2, 6/11/2011 (all 30 starters finished)
Fewest cars running at finish	4 (Trenton, 4/7/1974; Riverside, 8/29/1982)
Most cars running on lead lap at finish	23 (Mid-Ohio, 8/7/2011)
Fewest cars running on lead lap at finish	1 (Most Recent: Texas, 10/17/1999)
All starters running at the finish	Most Recent: 23 (Mid-Ohio, 9/12/2020)
Back-to-back all starters running at the finish	Most Recent: World Wide Technology Raceway-2 and Mid-Ohio-1, 2020

**BOLD** = Active driver

Continued on next page





# All-Time Driver Records and Milestones

Through The Honda Indy 200 at Mid-Ohio · Race 2 | September 13, 2020



Josef Newgarden



Mario Andretti

## LAP LEADERS

Most laps led - all races	7,595 - Mario Andretti
Most laps led in a single race	282 of 300 - <b>Josef Newgarden</b> (Iowa, 7/10/2016)
Most consecutive laps led in a single race	250 - <b>Ryan Hunter-Reay</b> (Milwaukee (CCWS), 6/5/2004)
Most laps led in a single race by the race winner	282 of 300 - <b>Josef Newgarden</b> (Iowa, 7/10/2016)
Fewest laps led in a single race by the race winner	1 (14 times - most recent: <b>Graham Rahal</b> , Texas, 8/27/2016)
Most laps led in a season	1,527 - Al Unser (1970)
Most races led	201 - Mario Andretti
Most races led in a season	17 - Al Unser (1970); Danny Ongais (1978)
Most lead changes, single race	80 (Auto Club, 6/27/2015)
Fewest lead changes, single race	0 (most recent - Belle Isle, 6/3/2012)
Most leaders, single race	19 (Auto Club (CART), 11/4/2001)
Fewest leaders, single race	1 (most recent - Belle Isle, 6/3/2012, <b>Scott Dixon</b> )

## CAUTIONS

Most cautions during a race	14 (Indianapolis, 5/29/1998)
Most laps under caution during a race	116 (Nazareth, 4/21/2002)
Fewest cautions during a race	0 (most recent - Mid-Ohio, 9/12/2020)
Fewest laps under caution during a race	0 (most recent - Mid-Ohio, 9/12/2020)
Back-to-back caution-free races	Most recent: Edmonton and Mid-Ohio, 2012
Three consecutive caution-free races	Most recent: Portland, Meadowlands and Cleveland, 1986 (CART)

## MARGIN OF VICTORY - TOP 10 CLOSEST MARGINS OF VICTORY

MOV	Track	Date	Winner	Runner-up
0.0024	Chicagoland	9/8/2002	Sam Hornish Jr.	Al Unser Jr.
0.0033	Chicagoland	9/7/2008	<b>Helio Castroneves</b>	<b>Scott Dixon</b>
0.0051	Kansas	7/4/2004	Buddy Rice	Vitor Meira
0.0077	Chicagoland	8/29/2009	Ryan Briscoe	<b>Scott Dixon</b>
0.0080	Texas	8/27/2016	<b>Graham Rahal</b>	<b>James Hinchcliffe</b>
0.0096	Texas	9/15/2002	Sam Hornish Jr.	<b>Helio Castroneves</b>
0.0098	Kentucky	10/2/2011	<b>Ed Carpenter</b>	Dario Franchitti
0.0099	Chicagoland	9/7/2003	Sam Hornish Jr.	<b>Scott Dixon</b>
0.0111	Texas	6/8/2002	Jeff Ward	Al Unser Jr.
0.0120	Kansas	7/3/2005	<b>Tony Kanaan</b>	Dan Wheldon

**BOLD** = Active driver





# Active Team Victories and Poles

Full-time Competitors through The Honda Indy 200 at Mid-Ohio · Race 2 | September 13, 2020

	WINS	POLES	BEST FINISH	BEST START
AJ Foyt Racing	44	45	1st - Most Recent: Long Beach, 2013 (Takuma Sato)	1st - Most Recent: Belle Isle-2, 2014 (Takuma Sato)
Andretti Autosport	65	43	1st - Most Recent: Mid-Ohio-2, 2020 (Colton Herta)	1st - Most Recent: Mid-Ohio-2, 2020 (Colton Herta)
Arrow McLaren SP	7	8	1st - Most Recent: Iowa, 2018 (James Hinchcliffe)	1st - Most Recent: Road America-2, 2020 (Pato O'Ward)
Carlin	0	1	5th - Most Recent: Toronto, 2018 (Charlie Kimball)	1st - Most Recent: Iowa-1, 2020 (Conor Daly)
Chip Ganassi Racing	113	90	1st - Most Recent: World Wide Technology Raceway-1, 2020 (Scott Dixon)	1st - Most Recent: Indianapolis Motor Speedway Road Course, 2019 (Felix Rosenqvist)
Dale Coyne Racing	6	2	1st - Most Recent: St. Petersburg, 2018 (Sebastien Bourdais)	1st - Most Recent: ISM Raceway, 2018 (Sebastien Bourdais)
DragonSpeed	0	0	18th - Most Recent: St. Petersburg, 2019 (Ben Hanley)	12th - Most Recent: St. Petersburg, 2019 (Ben Hanley)
Ed Carpenter Racing	7	4	1st - Most Recent: Iowa, 2016 (Josef Newgarden)	1st - Most Recent: Indianapolis 500, 2018 (Ed Carpenter)
Juncos Racing	0	0	16th - Most Recent: Barber, 2018 (Rene Binder)	14th - Most Recent: ISM Raceway, 2018 (Kyle Kaiser)
Meyer Shank Racing	0	0	3rd - Most Recent: Indianapolis Motor Speedway Road Course, 2019 (Jack Harvey)	2nd - Most Recent: Road America-1, 2020 (Jack Harvey)
Rahal Letterman Lanigan Racing	29	33	1st - Most Recent: Indianapolis 500, 2020 (Takuma Sato)	1st - Most Recent: World Wide Technology Raceway-2, 2020 (Takuma Sato)
Team Penske	216	277	1st - Most Recent: Mid-Ohio-1, 2020 (Will Power)	1st - Most Recent: Mid-Ohio-1, 2020 (Will Power)

