



2013 TRACKSIDE

SONOMA



INDYCAR Media Web Site – media.indycar.com

A media-only section of the INDYCAR's Web site is available for media use. This site contains general content about the IZOD IndyCar® Series and Firestone Indy Lights, including:

- IZOD IndyCar Series and Firestone Indy Lights logos for download
- Graphics and event photo galleries for download and publication
- INDYCAR PR contacts
- Team PR contacts
- Track contacts
- Teleconference advisories
- Teleconference transcripts, press releases, advisories and notebooks
- Weekly Video News Feed advisories and digital copies

Information about each event also is available, including:

- Complete event schedules
- Broadcast information
- Daily Trackside Reports, including session details and quotes
- Event Video News Release advisories
- Event press conference transcripts

The address for the media site is:

<http://media.indycar.com>

INDYCAR PR CONTACT INFORMATION

INDYCAR. Contact information for members of INDYCAR Public Relations:

a. Amy Konrath, Vice President of Communications/Public Relations

317-331-7437 – cell; 317-492-6453 – office; akonrath@indycar.com

b. Dave Lewandowski, Director of Editorial Projects

317331-9385 – cell; 317-492-8533 – office; dlewandowski@indycar.com

c. Kate Guerra, Public Relations Coordinator/Social Media

317-800-8438 – cell; 317-492-8577 – office; kguerra@indycar.com

d. Arni Sribhen, Media Relations Coordinator

317-506-4816 – cell; 317-492-8531 – office; asribhen@indycar.com

Teams. Contact information for IZOD IndyCar Series teams:

- a. **Anne Fornoro, A.J. Foyt Racing**
832-372-9912 – cell; 973-726-3701 – work; afornoro@earthlink.net
- b. **Ryann Rigsby, Andretti Autosport (Marco Andretti/James Hinchcliffe/Ryan Hunter-Reay)**
610-909-7312 – cell; 317-872-2700 x275 – work; ryann.rigsby@andrettiautosport.com
- c. **Veronica Knowlton, Andretti Autosport (E.J. Viso)**
317-341-3488 – cell; 317-872-2700 x271 – work;
veronica.knowlton@andrettiautosport.com
- d. **Monica Hilton, Barracuda Racing**
608-669-3211 – cell; pr@bryanhertaautosport.com
- e. **Chris Gallas, Dale Coyne Racing**
630-677-5114– cell; cjgallas@comcast.net
- f. **Tom Blattler, Ed Carpenter Racing**
317-525-5692 – cell; toblattler@earthlink.net
- g. **Trish Donovan, KV Racing Technology**
317-525-8653 – cell; tdonovan@kvracingtechnology.com
- h. **Paul Woolnough, Dragon Racing**
310-467-8212 – cell; pw@dragonracing.com
- i. **Lorin Lukas, Novo Nordisk Chip Ganassi Racing**
321-231-3113 – cell; 317-802-0000 x4271 – work; llukas@ganassi.com
- j. **Brie Rentz, Panther/Dreyer & Reinbold Racing**
765-210-2646– cell; brentz@dreyerreinbold.com
- k. **Mike Kitchel, Panther Racing**
317-716-5256 – cell; 317-856-9500 – work; kitch@pantherracing.com
- l. **Kathi Lauterbach, Rahal Letterman Lanigan**
317-447-4337 – cell; 317-297-8064 – work; klauterbach@rahal.com
- m. **Krystin Wiggs, Schmidt Hamilton Motorsports/Schmidt Peterson Motorsports**
(317) 850-5315 – cell; krystin@grand-solutions.net
- n. **Becca Bornhorst, Sarah Fisher Hartman Racing**
(614) 620-1288– cell; becca@grand-solutions.net
- o. **Merrill Cain, Team Penske**
(704) 677-9200– cell; merrill.cain@penskeracing.com
- p. **Kelby Krauss, Target Chip Ganassi Racing**
317-945-3019 –cell; 704-662-9642 x1147 – work; kkrauss@ganassi.com

Title Sponsor, Manufacturers & TV Partners. Contact information for INDYCAR partners:

a. Gregory Lee Hendricks, IZOD

312-240-2654; GregoryLee.Hendricks@matter-edelman.com

b. T.E. McHale & Dan Layton, American Honda

310-418-5959 – cell; 310-783-3169 – work; thomas_mchale@ahm.honda.com

314-614-9763 – cell; danlayton47@earthlink.net

c. Judy Kouba Dominick, Chevrolet

336-659-8964 – cell; jkdracer@aol.com

d. Mark Robinson & Jeremy Smith, Firestone

317-308-1464 – cell; 317-587-8849 – work; mrcommu@aol.com

615-545-3241 – cell; 615-937-1421 – work; smithjeremy@bfusa.com

f. Chris McCloskey, NBC Sports Network

347-331-3593 – cell; 212-664-5598 – work; Christopher.Mccloskey@nbcuni.com

g. Andy Hall, ESPN

386-562-4914 – cell; 407-566-2209 – work; andy.hall@espn.com

INDYCAR

PUBLIC RELATIONS STYLE GUIDE

INDYCAR

- Indianapolis-based governing body of the IZOD IndyCar Series and Firestone Indy Lights.

IZOD IndyCar Series

- The premier series of INDYCAR, which debuted in January 1996.
- IZOD IndyCar Series should be used in all references. (e.g. IZOD IndyCar Series cars, IZOD IndyCar Series champion, IZOD IndyCar Series driver).

Firestone Indy Lights

- The official development series of INDYCAR, which debuted in July 2002.
- Firestone Indy Lights should be used in all references. (e.g. Firestone Indy Lights cars, Firestone Indy Lights champion, Firestone Indy Lights driver).

Mazda Road to Indy

- The official ladder system of INDYCAR, which debuted in 2010 consisting of the IZOD IndyCar Series, Firestone Indy Lights, Pro Mazda Championship presented by Cooper Tires and the Cooper Tires USF2000 Championship powered by Mazda.

Other Key Terms:

- Holmatro Safety Team: Official name of the track safety unit of INDYCAR. Holmatro Safety Team should be used in all references.
- E85: Official name of the fuel used by the IZOD IndyCar Series. Fuel is a blend of 85 percent ethanol and 15 percent racing gasoline.
- IR-12: Official name of the 2012 IZOD IndyCar Series chassis built by Dallara Automobili. Also called DW12 in honor of the late Dan Wheldon, the car's first test driver.
- Honda Racing HI13R: Official name of Honda's turbocharged V-6 IZOD IndyCar Series engine.
- Chevrolet IndyCar V6: Official name of Chevrolet's twin-turbocharged V-6 IZOD IndyCar Series engine.
- Race car: Not racecar.
- Racetrack: Not race track; also applies to superspeedway.
- SAFER Barrier: Acronym for the Steel and Foam Energy Reduction Barrier in place at oval tracks. Note the uppercase "B" in all references.
- SWEMS: Acronym for the Suspension and Wheel Energy Management System employed on all IndyCar Series and Indy Pro Series cars.
- Turn: Uppercase in all references (e.g. Turn 4); also applies to laps (e.g. Lap 100).

FAST FACTS



IZOD INDYCAR SERIES CHAMPIONSHIP QUEST HEADS WEST TO SONOMA



Race Broadcast

Sunday, Aug. 25
4 p.m. (ET)
NBC Sports
Network

Qualifying Broadcast

Saturday, Aug. 24
9 p.m. (ET)
NBC Sports
Network

Track

Sonoma Raceway
(12-turn, 2.385-mile
road course)

Distance

85 laps/202.73 miles

Radio

IMS Radio Network
XM 211/Sirius 211

2012 Race Winner

Ryan Briscoe

2012 Pole Sitter

Will Power
(1:17.2709,
111.116 mph)

Track Record

Will Power
(1:17.2709,
111.116 mph)
August 2012

First Indy car Race

4/7/1970

Story Ideas:

Castroneves aims to keep championship lead

Helio Castroneves took control of the IZOD IndyCar Series standings with his victory at Texas Motor Speedway in early June and carries a 31-point advantage into the GoPro Grand Prix of Sonoma. Castroneves, who has recorded 10 consecutive top-10 finishes, seeks his first victory at Sonoma since 2008. Will he able further extend his advantage in Sonoma?

Resurgent Ganassi team seeks another win

After winning the last four IZOD IndyCar Series races, Chip Ganassi Racing seeks to keep its successful run going at Sonoma Raceway. Charlie Kimball rides the momentum of his first win at Mid-Ohio, while Scott Dixon – who has won three IZOD IndyCar Series races – hopes to continue his march up the standings. 2009 Sonoma winner Dario Franchitti has regained his top form with four top-four finishes (third, third, fourth and third) in the last four races. Can one of the Ganassi drivers win for the fifth consecutive event?

Who will win in Wine Country?

The GoPro Indy Grand Prix of Sonoma has featured seven different winners since the series' first visit to Sonoma Raceway: Tony Kanaan, 2005; Marco Andretti, 2006; Scott Dixon, 2007; Helio Castroneves, 2008; Dario Franchitti, 2009; Will Power, 2010-11 and Ryan Briscoe, 2012. Can one of these drivers join Power as a repeat winner in Sonoma or will another new face find their way to Wine Country Winner's Circle?

Power close but not close enough

Will Power, who has won the last three poles at Sonoma Raceway, is seeking his first victory of the season. Power, driver of the No. 12 Verizon Team Penske Chevrolet, totaled 14 victories the past three seasons in finishing as the IZOD IndyCar Series championship runner-up each year. Can the Australian, who is the only driver to visit Wine Country Winner's Circle at Sonoma more than once, find his way to there again?

Toasting Team Penske's success

Team Penske looks to add to its dominance at Sonoma Raceway. The team has won four of the last five races at the track and won the pole position five times. Will Penske's duo of Will Power and Helio Castroneves provide team owner Roger Penske more hardware this weekend?

Hometown racer Hildebrand returns

Sausalito native JR Hildebrand will make his fourth Indy car start at his home track, returning to the series with Barracuda Racing. Hildebrand, a former winner at Sonoma Raceway in Firestone Indy Lights, began his career racing go-karts at Sonoma. Can he score another home win in front of his friends and family?

Andretti family legacy

The Andretti name has been a major part of auto racing history and the latest generation of the famed family hopes to recapture his success in Sonoma. Marco Andretti, whose grandfather Mario finished second in the first Indy car race at the track, returns to the site his first Indy car win. Can Marco, who also won at the track in Firestone Indy Lights, regain his winning form on the Sonoma circuit and help his father Michael score his third win at the track as an owner?

Can Briscoe break through?

Ryan Briscoe hopes his past success at Sonoma can lead him back to Wine Country Winner's Circle. The Australian won his first IZOD IndyCar Series pole at Infineon Raceway in 2005 and has finished on the podium at the track four of the last five years, including his win in 2012. Can Briscoe bring Panther Racing back to Wine Country Winner's Circle in Sonoma?

Manufacturer's title still up for grabs

The tight competition of the IZOD IndyCar Series isn't exclusive to the drivers' championship. Engine manufacturers Chevrolet and Honda are tied in the manufacturer standings with five races left. Both manufacturers have seven victories, but Honda has won the last four races. Chevrolet, which has nine poles this season, won the GoPro Grand Prix of Sonoma in 2012 with Ryan Briscoe of Team Penske to clinch the 2012 manufacturer's crown. Who will get the upper hand at Sonoma?

Luhr set to debut

Sports car ace Lucas Luhr will make his IZOD IndyCar Series debut at Sonoma Raceway in a car fielded by Sarah Fisher Hartman Racing in partnership with RW Motorsports. The 34-year-old German is a past winner at Sonoma in American Le Mans Series competition but hasn't raced an open-wheel car since he raced in German F3 in 1998. How will Luhr fare in his return to the seat of an open-wheel race car?

Race Notes:

- The GoPro Indy Grand Prix of Sonoma will be the 10th Indy car race at Sonoma Raceway and the ninth IZOD IndyCar Series event. Ryan Briscoe is the defending race winner and Will Power has won the last three pole positions. This will be the second race on the 12-turn 2.385-mile layout. The IZOD IndyCar Series competed on the 12-turn, 2.303-mile layout from 2005-2011.
- USAC held an Indy car race in Sonoma in 1970. Dan Gurney won the race.
- Will Power is the only driver to win at Sonoma more than once, winning the races in 2010 and 2011. Past winners Power, Ryan Briscoe (2012), Dario Franchitti (2009), Helio Castroneves (2008), Scott Dixon (2007), Marco Andretti (2006) and Tony Kanaan (2005) are entered in the GoPro Grand Prix of Sonoma.
- There have been five different pole winners in the previous eight IZOD IndyCar Series races at Sonoma. Ryan Briscoe (2005), Scott Dixon (2006), Dario Franchitti (2007, 2009), Helio Castroneves (2008) and Will Power (2010-12). All are entered at Sonoma this weekend.
- Three drivers have won the race from the pole – Helio Castroneves (2008), Dario Franchitti (2009) and Will Power (2010-11).
- Three drivers have competed in every IZOD IndyCar Series race at Sonoma – Helio Castroneves, Scott Dixon and Tony Kanaan. Dixon is the only driver to complete every lap of every race at Sonoma.
- At least two drivers entered in the event – Lucas Luhr and Tristan Vautier – will make their first attempt to start an IZOD IndyCar Series race at Sonoma.
- Team Penske has won at Sonoma four times, including the last three races with Will Power (2010-11) and Ryan Briscoe (2012). Target Chip Ganassi Racing and Andretti Autosport have each won twice at Sonoma.

Championship Facts:

- Helio Castroneves leads the IZOD IndyCar Series championship with five races to go for the first time in his career. Castroneves has been in contention for the series title in four of the last five years.
- Castroneves leads Scott Dixon by 31 points – it is his second-largest lead of the season. He led Ryan Hunter-Reay by 39 points following Toronto1.
- There are 20 drivers still mathematically eligible for the 2012 IZOD IndyCar Series championship. Any driver who trails the leader by 217 points or more following Sonoma will be eliminated from championship contention.
- Sonoma will host its ninth IZOD IndyCar Series event. The winning driver at Sonoma has won the championship once in the prior seven races (Dario Franchitti, 2009).
- Since 1993, five drivers have won the 15th event of the season and the championship in the same year: Dario Franchitti (Chicagoland, 2010; Sonoma, 2009); Scott Dixon (Kentucky, 2008); Sam Hornish Jr. (Chicagoland, 2002); Juan Pablo Montoya (Chicago, 1999) and Nigel Mansell (Nazareth, 1993).

Season to Date:

- **Charlie Kimball** won his first Indy car race in the Honda Indy 200 at Mid-Ohio. He was the 210th driver to win an Indy car race and the fourth first-time winner in 2013.
- **Scott Dixon** swept the Honda Indy Toronto doubleheader to become the active leader in wins. The wins were his 31st and 32nd of his Indy car career.
- **Scott Dixon** led the first podium sweep for Chip Ganassi Racing when he won the Pocono INDYCAR 400 Fueled by Sunoco. It was his first win of 2013 and the 30th of his Indy car career.
- **Marco Andretti** won his second pole position of 2013 at Pocono. It was his fourth career pole position.
- **James Hinchcliffe** won the Iowa Corn Indy 250. It was his third win of 2013 and the fourth straight win at Iowa for Andretti Autosport. Helio Castroneves won qualifying heat No. 3 to secure his first pole of the season.
- **Ryan Hunter-Reay** won the Milwaukee IndyFest for the second consecutive year. It was Hunter-Reay's second win of 2013 and the fourth for Andretti Autosport in 2013.
- **Helio Castroneves** won his 28th Indy car race in the Firestone 550 at Texas Motor Speedway.
- **Will Power** won his 31st career Indy car pole at Texas.
- **Mike Conway** and **Simon Pagenaud** split the wins in the Chevrolet Indy Dual in Detroit. It was Conway's second Indy car win and Pagenaud's first Indy car victory.
- **Tony Kanaan** won the 97th Indianapolis 500 to record his 16th Indy car victory.
- **Ed Carpenter** won his first pole position since 2010 at Kentucky when he won the pole for the 97th Indianapolis 500.
- There were a race-record 14 leaders and race-record 68 lead changes at Indianapolis.
- **James Hinchcliffe** won the Itaipava Sao Paulo Indy 300 with a last-lap, last-turn pass of Takuma Sato. It was his second win of 2013 and the third win in four races for Andretti Autosport.
- **Takuma Sato** won his first Indy car race in the Toyota Grand Prix of Long Beach. He was the 208th driver to win an Indy car race and first Japanese driver to win. It was A.J. Foyt's first win as a car owner since 2002.
- **Dario Franchitti** won his 30th career Indy car pole at Long Beach.
- **Ryan Hunter-Reay** won his 10th Indy car race in the Honda Indy Grand Prix of Alabama at Barber Motorsports Park from the pole position. It was the second time he had won a race from pole.
- **James Hinchcliffe** won the season-opening Honda Grand Prix of St. Petersburg. It was the first win of his Indy car career. He was the 207th driver to win an Indy car race.
- **Will Power** won his 30th career Indy car pole at St. Petersburg.
- **Tristan Vautier** started his first career IZOD IndyCar Series race at St. Petersburg.

Milestones & Records:

- Should **Dario Franchitti** win the 2013 IZOD IndyCar Series championship, he will join A.J. Foyt as the only drivers to win at least five Indy car titles in their career. Franchitti won the title in 2007 and again from 2009-2011. Foyt won seven championships in his career.
- **Scott Dixon** moved into sole possession of seventh place on the all-time wins list with his wins at Toronto's Exhibition Place. Dixon won his 31st and 32nd race to pass Sebastien Bourdais, Dario Franchitti and Paul Tracy.
- With their next victory, either **Dario Franchitti** or **Sebastien Bourdais** will move into a tie for seventh place with Scott Dixon on the all-time wins list if Dixon does not win before they do. Franchitti and Bourdais are tied with Paul Tracy with 31 wins for eighth.
- **Scott Dixon** extended his streak of consecutive seasons with a win to nine with his win at Pocono Raceway.
- **Helio Castroneves** moved into sole possession of 11th place on the all-time victory list with his win at Texas Motor Speedway on June 8. Castroneves won his 28th race to break a tie with **Johnny Rutherford**.
- **Helio Castroneves** needs two earned poles to reach 40 in his Indy car career after he won the Verizon P1 Award at Iowa Speedway.
- **Will Power** recorded the 30th pole of his Indy car career at St. Petersburg and his 31st pole position at Texas.
- **Dario Franchitti** recorded the 32nd pole of his Indy car career at Toronto 1.
- **Scott Dixon** needs one earned pole to reach 20 in his Indy car career.
- With his pole at Toronto 2, **Scott Dixon** extended his IZOD IndyCar Series streak to eight consecutive seasons.
- **Scott Dixon's** second-place finish at Barber was the 30th of his Indy car career. It tied **Helio Castroneves, A.J. Foyt, Al Unser Jr., and Bobby Unser** for fifth on the all-time list.
- **Dario Franchitti** is the active leader in top-five finishes with 118, which is seventh on the all-time list. Franchitti finished third at Mid-Ohio.
- **Helio Castroneves** tied Rick Mears for ninth on the all-time list by recording the 111th top-five finish of his Indy car career at Toronto 2.
- **Tony Kanaan** will attempt to make his 211th consecutive start, which will tie **Jimmy Vasser's** all-time record of 211. **Scott Dixon** with 152 straight starts, **Marco Andretti** with 128 straight starts and Ryan Hunter-Reay with 103 straight starts are the only other active driver with a streak of 100 consecutive starts or more.

At-Track Schedule (all times local):

Friday, Aug. 23

11-11:45 a.m. – IZOD IndyCar Series practice (all cars)

2 -2:45 p.m. – IZOD IndyCar Series practice (all cars)

Saturday, Aug. 24

11-11:45 a.m. – IZOD IndyCar Series practice (all cars)

2:30 – 3:40 p.m. – GoPro Grand Prix of Sonoma qualifying for Verizon P1 Award. (Knockout qualifying/Firestone Fast Six)

Sunday, Aug. 25

10:05– 10:35 a.m. – IZOD IndyCar Series warmup

1:33 p.m. – GoPro Grand Prix of Sonoma (85 laps/202.73 miles), NBC Sports Network (Live)

INDYCAR PR Contacts:

Amy Konrath, 317-492-6453, akonrath@indycar.com

Kate Guerra, 317-492-8577, kguerra@indycar.com

Arni Sribhen, 317-492-8531, asribhen@indycar.com

Dave Lewandowski, 317-492-8533, dlewandowski@indycar.com

All-Time Indy Car Records

Wins (1909-Present)

1	A.J. Foyt	67
2	Mario Andretti	52
3	Michael Andretti	42
4	Al Unser	39
5	Bobby Unser	35
6	Al Unser Jr.	34
7	Scott Dixon	32
8	Paul Tracy	31
	Sebastien Bourdais	31
	Dario Franchitti	31
11	Rick Mears	29
12	Helio Castroneves	28
13	Johnny Rutherford	27
14	Rodger Ward	26
15	Gordon Johncock	25
16	Bobby Rahal	24
	Ralph DePalma	24
18	Tommy Milton	23
19	Tony Bettenhausen	22
	Emerson Fittipaldi	22
21	Earl Cooper	20

Poles (1930-Present)

1	Mario Andretti	67
2	A.J. Foyt	53
3	Bobby Unser	49
4	Rick Mears	40
5	Helio Castroneves	38
6	Michael Andretti	32
	Dario Franchitti	32
8	Sebastien Bourdais	31
	Will Power	31
10	Al Unser	27
11	Paul Tracy	26
12	Johnny Rutherford	23
13	Gil de Ferran	21
14	Gordon Johncock	20
15	Danny Sullivan	19
	Scott Dixon	19
17	Rex Mays	18
	Bobby Rahal	18
19	Emerson Fittipaldi	17

Second-Place Finishes (1946-Present)

1	Mario Andretti	56
2	Bobby Rahal	37
3	Michael Andretti	34
4	Helio Castroneves	32
5	Al Unser	31
6	Bobby Unser	30
	AJ Foyt	30
	Al Unser Jr.	30
	Scott Dixon	30
10	Dario Franchitti	29
11	Gordon Johncock	25
12	Paul Tracy	22
	Rick Mears	22
14	Emerson Fittipaldi	21
15	Tom Sneva	20

Top-3 Finishes (1946-Present)

1	Mario Andretti	144
2	A. J. Foyt	119
3	Michael Andretti	100
4	Al Unser	98
5	Dario Franchitti	91
6	Bobby Rahal	88
	Al Unser Jr.	88
8	Bobby Unser	81
9	Gordon Johncock	75
	Paul Tracy	75
11	Rick Mears	74
	Helio Castroneves	74
	Scott Dixon	74
14	Emerson Fittipaldi	65
15	Tony Kanaan	63
16	Johnny Rutherford	60

Most Top-3 Finishes in a Single Season (1946-2010)

Rank	Driver	No./Year
1	Mario Andretti	16/1968
2	Alex Zanardi	15/1998
	Al Unser	15/1970
4	Mario Andretti	13/1967, 69
5	Scott Dixon	12/2008

Top-5 Finishes (1946-Present)

1	Mario Andretti	195
2	AJ Foyt	150
3	Al Unser Jr.	141
4	Al Unser	140
5	Michael Andretti	139
6	Bobby Rahal	119
7	Dario Franchitti	118
8	Bobby Unser	113
9	Rick Mears	111
	Helio Castroneves	111
11	Tony Kanaan	110
12	Gordon Johncock	107
13	Scott Dixon	105
14	Paul Tracy	102
15	Johnny Rutherford	99
16	Emerson Fittipaldi	84
17	Tom Sneva	74
18	Jimmy Vasser	67
19	Danny Sullivan	64
	Gil De Ferran	64

Most Top-5 Finishes in a Single Season (1946-2010)

Rank	Driver	No./Year
1	Mario Andretti	19/1968
2	Mario Andretti	16/1969
	Al Unser	16/1970
	Alex Zanardi	16/1998
5	Tony Kanaan	15/2004
	Helio Castroneves	15/2008

Potential Records and Milestones

2013 IZOD IndyCar Series Season

WINS

- **Scott Dixon** moved into sole possession of seventh (7th) place on the all-time wins list with his wins at Toronto on July 13-14. Dixon won his 31st and 32nd race, to pass **Sebastien Bourdais, Dario Franchitti** and become the active leader in wins.
- **Scott Dixon** extended his streak of consecutive seasons with at least one win to nine with his win at Pocono Raceway on July 7.
- **Helio Castroneves** moved into sole possession of 11th place on the all-time wins list with his win at Texas Motor Speedway on June 8. Castroneves' 28th career win broke a tie for 12th with **Johnny Rutherford** with the victory.
- With their next victory, either **Dario Franchitti or Sebastien Bourdais** will move into a tie for (7th) on the all-time wins list with Scott Dixon if Dixon does not win before either of them. The pair is tied with Paul Tracy with 31 wins.

POLES

- **Helio Castroneves** needs two earned poles to reach 40 career poles in his Indy car career. He remains the active leader in poles after winning the Verizon P1 Award at Iowa.
- **Will Power** earned the 31st pole of his Indy car career at Texas to tie Sebastien Bourdais and Dario Franchitti for seventh all-time. Power needs one pole to tie Michael Andretti for sixth all-time.
- **Dario Franchitti** recorded the 32nd pole of his Indy car career at Toronto 1 to tie Michael Andretti for sixth all-time.
- **Scott Dixon** needs one earned poles to reach 20 in his Indy car career.
- With his pole at Toronto 2, **Scott Dixon** extended his IZOD IndyCar Series streak to eight consecutive seasons with at least one pole.

STARTS

- **Tony Kanaan** will attempt to make his 211th consecutive start and tie **Jimmy Vasser's** all-time record. **Scott Dixon** with 152 straight starts, **Marco Andretti** with 128 straight starts and Ryan Hunter-Reay with 103 straight starts are the only other active driver with a streak of 100 consecutive starts or more.
- **Sebastien Bourdais** made his 100th Indy car start at Detroit 1

LAPS LED

- **Helio Castroneves** needs to lead 66 laps to surpass 5,000 laps led in his Indy car career. Castroneves has led 4,935 laps in his Indy car career and is the active lap leader.
- **Dario Franchitti** needs to lead 39 laps to surpass 4,600 laps led in his Indy car career in 2012. Franchitti has led 4,562 laps in his career.
- **Scott Dixon** led 95 laps in the two races in Toronto and surpassed 4,100 laps led in his Indy car career. Dixon has led 4,122 laps.
- **Will Power** led 16 laps at Indianapolis to surpass 1,700 laps led in his Indy car career. Power has led 1,768 laps in his career.

PODIUM FINISHES

- **Dario Franchitti** is the active leaders in podium finishes with 91, which is fifth on the all-time list. Franchitti broke a tie with Bobby Rahal and Al Unser Jr. with his third-place finish at Pocono.

Potential Records and Milestones 2013 IZOD IndyCar Series Season

TOP-FIVE FINISHES

- **Dario Franchitti** is the active leader in top-five finishes with 119, which is seventh on the all-time list.
- **Helio Castroneves** tied Rick Mears for ninth on the all-time list by recording the 111th top-five finish of his Indy car career at Toronto 2.
- **Scott Dixon** recorded the 100th top-five finish of his Indy car career at Barber Motorsports Park. With his win at Pocono, Dixon broke a tie with Paul Tracy and gained sole possession of 13th on the all-time list. Dixon has 105 top-five finishes.

WALKER NAMED TO SENIOR MANAGEMENT ROLE AT INDYCAR

Respected longtime motorsports executive Derrick Walker will become President, Operations & Competition of INDYCAR, effective May 27, Hulman & Company chief executive officer Mark Miles announced today.

Walker will be responsible for all technical and competition aspects of the racing operations at the open-wheel sanctioning body.

"We're pleased to welcome Derrick Walker to this vital role," said Mark Miles, chief executive officer, Hulman & Company, the parent company of INDYCAR. "We spoke with many of our constituents about an ideal person for this job, and Derrick's name emerged early and often.

"After speaking with many talented candidates, Derrick stood out because his decades of experience in North American open-wheel racing blend ownership and management for his own race teams and other teams. He understands how to balance the technical and financial operations of our sport, and his confident leadership will provide a firm, clear direction for long-term INDYCAR operations and competition."

Walker's senior-level leadership experience will help him to foster improved communication with INDYCAR team owners and suppliers in these crucial areas:

- Cost management
- Enhancing innovation within the current technical platform and race formats
- Continuing to emphasize and develop safety initiatives
- Sustaining programs and avenues to develop drivers and suppliers for the IZOD IndyCar Series
- Developing plans for future technical platforms

"I have had the opportunity to participate in the business of professional racing my entire life, and I have gained valuable experience from many different angles," Walker said. "Leading the operations and competition aspects of INDYCAR is a perfect place to leverage my experiences and relationships to help ensure that INDYCAR racing is exciting and engaging for our fans, that our drivers and owners are able to showcase their talents through our events, and that our technical partners are able to use our racing platform for innovation and development."

Reporting directly to Walker will be Brian Barnhart, who will serve as senior vice president of operations; race director Beau Barfield; vice president of technology Will Phillips; vice president of technology, timing and scoring Jon Koskey; director of grassroots initiatives Jason Penix; and Firestone Indy Lights director Anton "Tony" George Jr.

Walker, 68, comes to INDYCAR after serving as general manager for Ed Carpenter Racing in the IZOD IndyCar Series, leading the team to a victory last September at Auto Club Speedway in the team's first season.

A native of Scotland, Walker brings more than 40 years of experience in many forms of racing to INDYCAR, beginning as a mechanic and culminating in the creation and ownership of a successful racing team, Walker Motorsports, Ltd., since 1990. Over his career, Walker has worked with teams like Ferrari in sports car racing, Brabham and Penske Racing in Formula One, and Porsche and Penske Racing in Indy car. Walker spent 13 years with legendary Indianapolis 500 team owner Roger Penske as part of Penske Cars Ltd., which designed and manufactured race-winning Penske Indy cars in the United Kingdom, and also served as vice president of racing for Penske Racing.

Throughout Walker's 19 years as a team owner, he fielded multi-car teams in 414 races in IndyCar, Firestone Indy Lights and Formula BMW, earning six victories and 16 poles with drivers such as Gil de Ferran, Scott Goodyear, Christian Fittipaldi, Sarah Fisher, Alex Tagliani, Will Power, Simon Pagenaud and Paul Tracy. The team made Indianapolis 500 history in 1991 by fielding an entry for Willy T. Ribbs, who became the first African-American to qualify for the race

INDYCAR OUTLINES LONG-TERM COMPETITION STRATEGY AND TIMELINE

In its continued effort to open the door to increased technical innovation in its cars and further its longstanding effort to improve safety in open-wheel racing, INDYCAR outlined today its long-term IZOD IndyCar Series competition strategy. The timeline begins immediately and runs through the 2021 season.

Immediate initiatives include INDYCAR and Dallara looking to reduce the surface area of the underbody of the current chassis to reduce the potential for lift in preparation for the addition of various aerodynamic configurations in 2015. The project is underway and will conclude this fall.

Aero configuration kits will be introduced and utilized for all races on the 2015 schedule and include specifications for superspeedway and road/street/short oval configurations.

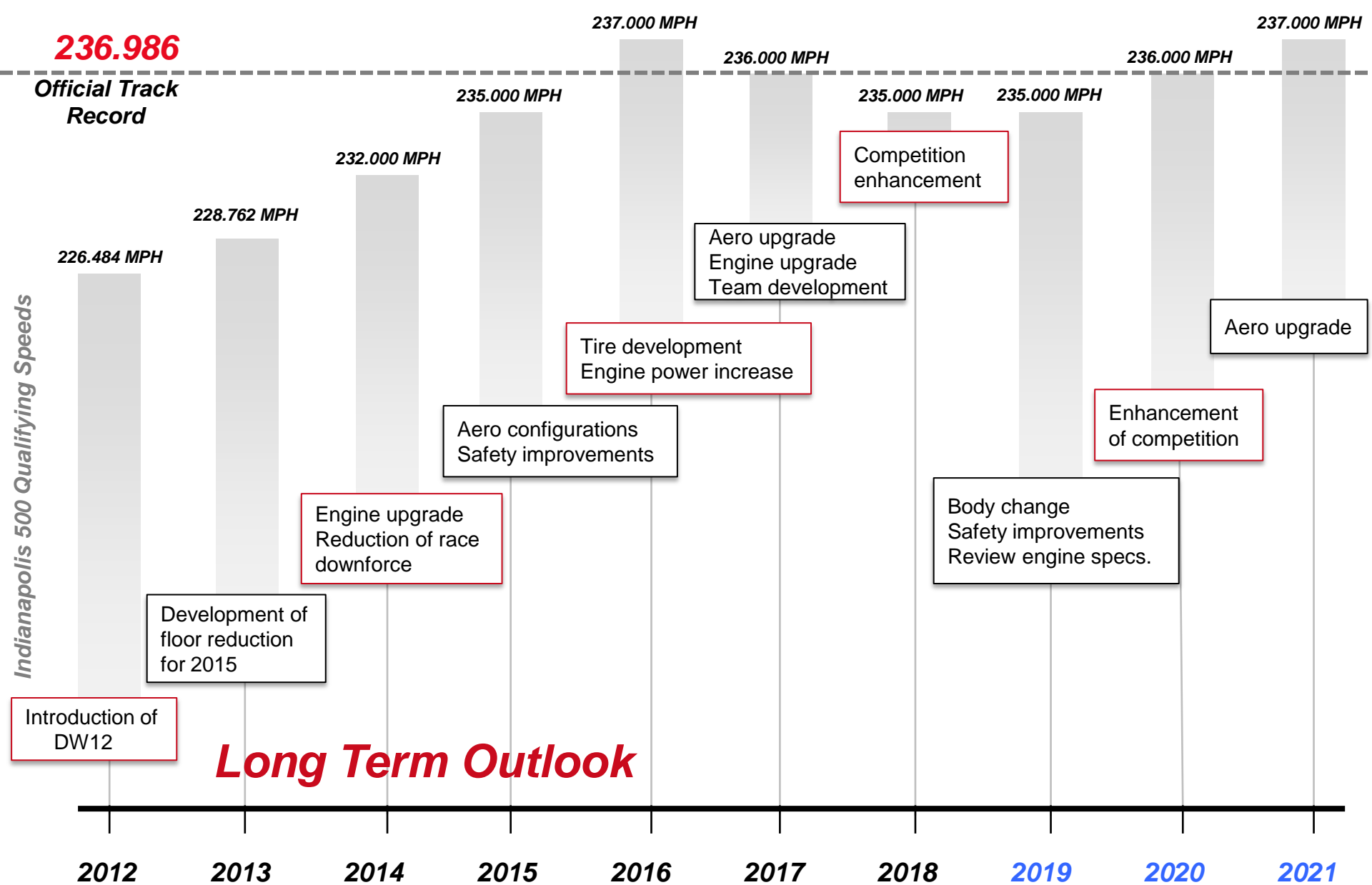
Areas open for development by INDYCAR-approved aero configuration kit manufacturers could include sidepods, engine cover and front and rear wing end plates. Mainplane inclusion in aero configuration kits is dependent on underwing development and will be determined at a later date. INDYCAR expects to announce manufacturer participation in July.

"This is the first step in making the incremental changes to our cars toward further enhancing speed, innovation and safety," said Derrick Walker, president of competition and operations, INDYCAR. "As we continue to look at all methods of advancing safety and competition, our initial task is to prepare our current chassis for the further increases of speed we hope to see with the addition of new aero configurations in 2015."

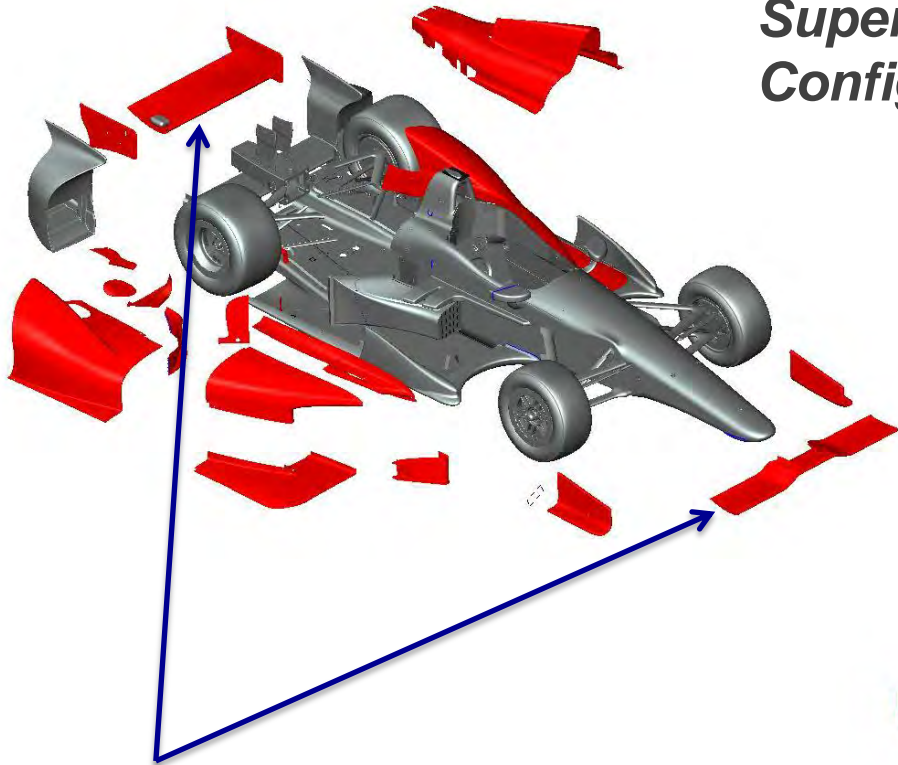
Initiatives outlined as part of the IZOD IndyCar Series long-term strategy include:

- 2013 - INDYCAR and Dallara look to reduce the surface area of the underbody of the current chassis to reduce the potential for lift in preparation for the addition of various aerodynamic configurations in 2015.
- 2014 - Engine upgrades as part of the current homologation process; downforce adjustments to enhance racing, overtaking as well as safety at various racetrack configurations, as needed.
- 2015 - Aero configuration components introduced for the full IZOD IndyCar Series season in conjunction with potential enhancements to the underbody.
- 2016 - Opportunity for tire development, if needed, with Firestone, as well as engine power enhancements as required.
- 2017 - Possible aero configuration kits and engine upgrades. Potential for areas on car to be opened for team development.
- 2018 - Competition enhancements made based on performance of 2017 package.
- 2019 - Potential introduction of new body style and engine formula.
- 2020 - Competition enhancements made based on performance of 2019 package.
- 2021 - Possible aero configuration upgrade.

"Our long-term competition strategy is designed to build on the foundation of our current package with progressive and methodical enhancements in conjunction with our manufacturers, teams and drivers," added Walker. "Always with an eye towards safety, our timeline will build on our already exciting product and create opportunities for us to move the performance barrier forward through enhancements designed to balance the longevity of our current car-engine platform as we build toward the next generation IndyCar package."

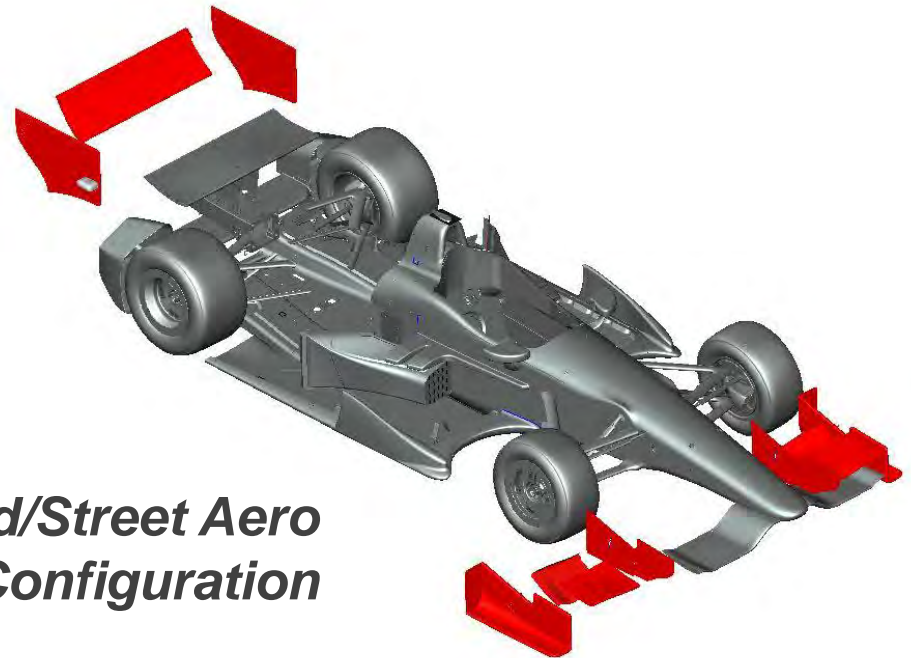


Superspeedway Aero Configuration



Mainplane inclusion in Aero kit dependent on underwing development

Road/Street Aero Configuration



WHAT'S NEW FOR 2013

More Points on the Line

For the 2013 season, the IZOD IndyCar Series points structure has been slightly modified to reward performance.

Any driver/entrant that leads at least one lap in a race will receive one bonus point. The driver/entrant that leads the most laps of the race will continue to receive two bonus points.

Additionally, points awarded to finishing positions 19 through 25 have been adjusted, providing a differential instead of a flat system. Previously, finishing positions 19 through 24 received 12 points. Under the new system, there will be a one-point difference between each position 19 through 25. The balance of the points system remains unchanged from 2012.

Race Finish	Pts.		
1	50	19	11
2	40	20	10
3	35	21	9
4	32	22	8
5	30	23	7
6	28	24	6
7	26	25	5
8	24	26	5
9	22	27	5
10	20	28	5
11	19	29	5
12	18	30	5
13	17	31	5
14	16	32	5
15	15	33	5
16	14		
17	13		
18	12		

Pole Award: 1 bonus point
Leading at Least One Lap: 1 point
Most Laps Led: 2 bonus points

Two venues return:

The 2013 schedule features the return of two venues with ties to Indy car racing – Pocono Raceway and Houston's Reliant Park.

The return also marks the return to the traditional Triple Crown, which will pay \$1 million bonus to any driver who can win at Indianapolis, Pocono and Auto Club Speedway. The Pocono INDYCAR 400 is the second leg of the Fuzzy's Triple Crown.

Houston's Reliant Park played host to Indy car series races in 2006 and 2007 with both races won by Sebastien Bourdais.

Let's Race Two:

Three IZOD IndyCar Series venues – The Raceway at Belle Isle, Toronto's Exhibition Place and Houston's Reliant Park – will host a pair of races in 2013.

Both races at each of the three doubleheader venues will be full distance with equal points.

Standing starts will be implemented for Race 1 at both Toronto in July and Houston in October. Race 2 at the venues will have a traditional North American rolling start following a few pace laps.

Familiar Faces in New Places:

An off-season game of musical chairs has produced an interesting lineup of driver-team pairings for the 2013 IndyCar Series campaign

- After two years of competition with Chip Ganassi Racing, Graham Rahal moves to Rahal Letterman Lanigan Racing. Rahal isn't the only new driver in the team's two-car lineup. James Jakes moves over from Dale Coyne Racing to drive for RLL, which will also field a car for Mike Conway at Long Beach.
- Schmidt Peterson Racing expands to a two-car effort with the addition of 2012 Firestone Indy Lights champion Tristan Vautier. Vautier joins 2012 Sunoco Rookie of the Year Simon Pagenaud, who finished fifth in the 2012 championship standings.
- Takuma Sato moves from Rahal Letterman Lanigan Racing to drive the famed No. 14 for A.J. Foyt Racing.
- After winning the 2012 IZOD IndyCar Series title with Ryan Hunter-Reay, Andretti Autosport has expanded to four full-time cars with the addition of E.J. Viso. The Venezuelan driver joins Hunter-Reay, James Hinchcliffe and Marco Andretti in the team's lineup.
- Sebastian Saavedra returns to the IZOD IndyCar Series with Dragon Racing as a teammate to Sebastien Bourdais.
- Simona de Silvestro moves to KV Racing Technology for 2013 and gets a teammate for the first time in her young career. Tony Kanaan returns to the team, which is searching for its first win since 2008.

Road rules:

- The pole sitter must start from the inside front row on the start (7.5.1.1), and the race leader must restart from the inside front row on all double-file restarts (7.6.1.2). Previously, the leading driver had the option of choosing their lane (driver's left or right).
- Pit selection for all events outside of the Indianapolis 500 will be based on qualifying results from the previous event (7.4.1). The selection order in 2012 was determined by the qualifying results of the last similar track (i.e. oval qualifying results determined pit selection for next oval event).
- Pit lane speeds have been adjusted to be consistent based on the type of track. All ovals will be 60 mph and all road/street courses will be 50 mph (7.9.11).
- For all events, each team may determine the quantity of E85 fuel it has in its car for the start of the race, further enhancing strategy (Rule 14.19.4.3). Previously tanks were required to have 18.5 gallons of fuel at the start of the race.
- To further emphasize on-track sportsmanship, if a car is deemed by the Race Director to have interfered with qualifications during Segment 1 or 2 of road/street course qualifying, the car will not be allowed to advance to the next segment in addition to having its two fastest laps disallowed. If the offense occurs during Segment 3, the Firestone Fast Six, the car shall not be permitted to participate in the remainder of qualifying (8.3.6.1).
- Push-to-pass will remain as a strategic competition tool for drivers on all road/street course races. Ten pushes will be available per event, with the duration of each push between 15 and 20 seconds based on the course. There will be no activation delay or reset time (14.18.14).

Engine rules:

Changes marking the Engine Sporting Regulations include a lengthening of the engine change-out threshold to 2,000 miles, an increase of 150 miles from 2012 (15.5.1).

Unapproved engine changes will continue to warrant a 10-spot grid penalty at all events except the Indianapolis 500, where the penalty for a full-season entrant will be served at the following event (15.6.1).

Additionally, engine manufacturer points will only be scored by entrants utilizing their season allotment of five engines (10.6.4). Should a driver win a race utilizing a sixth engine, those points would not be awarded to the manufacturer.



Road/street qualifying procedures divided into three segments

Segment 1

All cars shall participate in one of the two groups for 10 minutes per group inclusive of full-course yellow conditions, with six cars posting best lap times from each group advancing to Segment 2. Group 2 will begin 5 minutes checkered flag for after Group 1.

Cars not advancing to Segment 2 will fill positions 13 through the end of the starting field to be ranked in order of best lap time as follows: Group 1 shall occupy the odd-numbered positions beginning with 13 and Group 2 will occupy the even-numbered positions beginning with 14.

Segment 2

Shall consist of one 10-minute, 12-car qualifying group inclusive of full-course yellow conditions, with all times from Segment 1 having been voided. Six cars posting best lap times advance to Segment 3 (the Firestone Fast Six).

Cars not advancing to Segment 3 will fill positions 7-12 to be ranked in order of time.

Segment 3 (Firestone Fast Six)

Consists of one 10-minute, six-car qualifying group, of which five minutes is guaranteed green condition time, with all times from Segment 2 voided. Session shall begin 10 minutes after checkered flag of Segment 2.

Firestone Fast Six shall determine the Verizon P1 Award winner and the cars starting 2-6 on the grid based on fastest lap time.

IZOD IndyCar® Series 2013 Season Recap

Track	Date	Winner (start)	Time of Race	Average Speed (mph)	Margin of Victory	Pole (finish)	Pole Speed (mph)
STP	3/24	James Hinchcliffe (4)	2:22:12.5502	83.539	1.0982 sec.	Will Power (16)	105.870
BAR	4/7	Ryan Hunter-Reay (1)	1:52:04.5450	110.818	0.6363 sec.	Ryan Hunter-Reay (1)	123.422
LB	4/21	Takuma Sato (4)	1:50:08.7155	85.763	5.3612 sec.	Dario Franchitti (4)	105.369
BRZ	5/5	James Hinchcliffe (5)	2:09:34.7383	88.070	0.3463 sec.	Ryan Hunter-Reay (11)	113.508
IMS	5/26	Tony Kanaan (12)	2:40:03.4181	187.433	Under Caution	Ed Carpenter (10)	228.762
BI-1	6/1	Mike Conway (2)	1:48:45.4309	90.753	12.9707 sec.	Dario Franchitti ¹ (6)	106.642
BI-2	6/2	Simon Pagenaud (6)	1:56:14.7861	84.906	5.6274 sec.	Mike Conway (3)	108.326
TMS	6/8	Helio Castroneves (6)	1:52:17.4594	177.257	4.6919 sec.	Will Power (7)	219.182
MIL	6/15	Ryan Hunter-Reay (4)	1:51:15.2962	136.848	4.8059 sec.	Marco Andretti (20)	170.515
IS	6/23	James Hinchcliffe (2)	1:30:16.0266	148.559	1.5009 sec.	Helio Castroneves ² (8)	NA*
POC	7/7	Scott Dixon (17)	2:04:26.4178	192.864	0.4572 sec.	Marco Andretti (10)	221.273
TOR-1	7/13	Scott Dixon (5)	1:41:17.0605	88.370	1.7007 sec.	Dario Franchitti (13)	105.872
TOR-2	7/14	Scott Dixon (1)	1:35:02.3755	94.177	Under Caution	Scott Dixon (1)	107.142
M-O	8/4	Charlie Kimball (5)	1:43:29.1371	117.825	5.5334 sec.	Ryan Hunter-Reay (5)	124.385
SON	8/25						
BAL	9/1						
HOU-1	10/5						
HOU-2	10/6						
CAL	10/19						

¹ Franchitti won pole but did not start on pole due to 10-position penalty. Viso started on the pole for the race.

² Castroneves won pole but did not start on pole due to 10-position penalty. Power started on the pole for the race.

* Starting line-up was determined by finish in heat races.

Track	Starters	Laps	Running at Finish	Cars On Lead Lap	Race Leaders	Lead Changes	Caution Flags	Laps Under Caution
STP	25	110	17	15	4	4	4	29
BAR	26	90	23	21	4	6	1	4
LB	27	80	21	18	4	4	5	16
BRZ	25	75	23	19	7	9	7	19
IMS	33	200	26	19	14	68	5	21
BI-1	25	70	20	17	3	4	3	14
BI-2	25	70	20	12	7	8	6	22
TMS	24	228	22	5	4	4	3	27
MIL	24	250	19	8	6	11	4	29
IS	24	250	21	10	4	7	3	29
POC	24	160	19	13	5	16	2	12
TOR-1	24	85	21	14	5	8	4	14
TOR-2	24	85	18	12	3	3	3	10
M-O	24	90	23	16	3	5	0	0
SON								
BAL								
HOU-1								
HOU-2								
CAL								

Key: STP-Streets of St. Petersburg; BAR-Barber Motorsports Park; LB-Streets of Long Beach; BRZ-Streets of Sao Paulo; IMS-Indianapolis Motor Speedway; BI-Raceway at Belle Isle Park; TMS-Texas Motor Speedway; MIL-The Milwaukee Mile; IS- Iowa Speedway; POC-Pocono Raceway; TOR-Streets of Toronto; M-O - Mid-Ohio Sports Car Course; SON-Sonoma; BAL-Streets of Baltimore; HOU-Reliant Park; CAL-Auto Club Speedway

IZOD IndyCar[®] Series

2013 Driver Points

Updated after the Honda Indy 200, Aug. 4, 2013

Rank	Driver	Total Points	Points Behind		Prev. Rank	Pos. Gain	Bonus Points	Wins	Top 5 Finishes	Top 10 Finishes
			Leader	Prev.						
1	Helio Castroneves	453			1	0	25	1	6	13
2	Scott Dixon	422	-31	-31	2	0	16	3	7	9
3	Ryan Hunter-Reay	388	-65	-34	3	0	21	2	7	7
4	Marco Andretti	377	-76	-11	4	0	26	0	5	12
5	Simon Pagenaud	350	-103	-27	5	0	7	1	2	9
6	Dario Franchitti	342	-111	-8	7	1	10	0	6	10
7	James Hinchcliffe	325	-128	-17	8	1	19	3	4	7
8	Charlie Kimball	325	-128	0	11	3	11	1	3	7
9	Justin Wilson	320	-133	-5	9	0	7	0	3	9
10	Tony Kanaan	313	-140	-7	6	-4	9	1	5	6
11	Will Power	305	-148	-8	10	-1	31	0	4	6
12	E.J. Viso	271	-182	-34	12	0	13	0	2	6
13	Takuma Sato	265	-188	-6	13	0	16	1	2	4
14	Ed Carpenter	250	-203	-15	14	0	23	0	2	4
15	Josef Newgarden	245	-208	-5	15	0	3	0	2	5
16	Sebastien Bourdais	241	-212	-4	16	0	6	0	2	2
17	Graham Rahal	233	-220	-8	17	0	6	0	2	4
18	James Jakes	232	-221	-1	18	0	6	0	1	2
19	Simona De Silvestro	226	-227	-6	19	0	3	0	0	4
20	Tristan Vautier (R)	192	-261	-34	20	0	4	0	0	1
21	Oriol Servia	167	-286	-25	23	2	7	0	1	3
22	Alex Tagliani	163	-290	-4	21	-1	6	0	0	2
23	Sebastian Saavedra	163	-290	0	22	-1	3	0	0	1
24	Mike Conway	149	-304	-14	24	0	7	1	2	4
25	Ryan Briscoe	87	-366	-62	25	0	4	0	0	0
26	JR Hildebrand	79	-374	-8	26	0	5	0	1	1
27	Ana Beatriz	72	-381	-7	27	0	3	0	0	0
28	Carlos Munoz (R)	67	-386	-5	28	0	14	0	1	1
29	AJ Allmendinger	65	-388	-2	29	0	11	0	0	1
30	Pippa Mann	29	-424	-36	30	0	3	0	0	0
31	James Davison (R)	15	-438	-14	-	-	0	0	0	0
32	Luca Filippi (R)	14	-439	-1	-	-	0	0	0	0
33	Conor Daly (R)	11	-442	-3	31	-2	3	0	0	0
34	Townsend Bell	10	-443	-1	32	-2	5	0	0	0
35	Katherine Legge	8	-445	-2	33	-2	3	0	0	0
36	Buddy Lazier	8	-445	0	34	-2	3	0	0	0

Key: (R) -IZOD IndyCar Series Sunoco Rookie of the Year Candidate

IZOD IndyCar® Series Driver Points Possibilities following the Honda Indy 200, Aug. 4, 2013

Finishing Position

	Current Points Total	Finishing Position																																						
		1	2	3	4	5	6	7	8	9	10	11	12	13	14	15	16	17	18	19	20	21	22	23	24	25	26	27	28	29	30	31	32	33						
1 Helio Castroneves	453	503	493	488	485	483	481	479	477	475	473	472	471	470	469	468	467	466	465	464	463	462	461	460	459	458	458	458	458	458	458	458	458	458	458	458				
2 Scott Dixon	422	472	462	457	454	452	450	448	446	444	442	441	440	439	438	437	436	435	434	433	432	431	430	429	428	427	427	427	427	427	427	427	427	427	427	427	427			
3 Ryan Hunter-Reay	388	438	428	423	420	418	416	414	412	410	408	407	406	405	404	403	402	401	400	399	398	397	396	395	394	393	393	393	393	393	393	393	393	393	393	393	393			
4 Marco Andretti	377	427	417	412	409	407	405	403	401	399	397	396	395	394	393	392	391	390	389	388	387	386	385	384	383	382	382	382	382	382	382	382	382	382	382	382	382	382		
5 Simon Pagenaud	350	400	390	385	382	380	378	376	374	372	370	369	368	367	366	365	364	363	362	361	360	359	358	357	356	355	355	355	355	355	355	355	355	355	355	355	355	355		
6 Dario Franchitti	342	392	382	377	374	372	370	368	366	364	362	361	360	359	358	357	356	355	354	353	352	351	350	349	348	347	347	347	347	347	347	347	347	347	347	347	347	347		
7 James Hinchcliffe	325	375	365	360	357	355	353	351	349	347	345	344	343	342	341	340	339	338	337	336	335	334	333	332	331	330	330	330	330	330	330	330	330	330	330	330	330	330		
8 Charlie Kimball	325	375	365	360	357	355	353	351	349	347	345	344	343	342	341	340	339	338	337	336	335	334	333	332	331	330	330	330	330	330	330	330	330	330	330	330	330	330	330	
9 Justin Wilson	320	370	360	355	352	350	348	346	344	342	340	339	338	337	336	335	334	333	332	331	330	329	328	327	326	325	325	325	325	325	325	325	325	325	325	325	325	325	325	
10 Tony Kanaan	313	363	353	348	345	343	341	339	337	335	333	332	331	330	329	328	327	326	325	324	323	322	321	320	319	318	318	318	318	318	318	318	318	318	318	318	318	318	318	
11 Will Power	305	355	345	340	337	335	333	331	329	327	325	324	323	322	321	320	319	318	317	316	315	314	313	312	311	310	310	310	310	310	310	310	310	310	310	310	310	310	310	310
12 E.J. Viso	271	321	311	306	303	301	299	297	295	293	291	290	289	288	287	286	285	284	283	282	281	280	279	278	277	276	276	276	276	276	276	276	276	276	276	276	276	276	276	
13 Takuma Sato	265	315	305	300	297	295	293	291	289	287	285	284	283	282	281	280	279	278	277	276	275	274	273	272	271	270	270	270	270	270	270	270	270	270	270	270	270	270	270	
14 Ed Carpenter	250	300	290	285	282	280	278	276	274	272	270	269	268	267	266	265	264	263	262	261	260	259	258	257	256	255	255	255	255	255	255	255	255	255	255	255	255	255	255	255
15 Josef Newgarden	245	295	285	280	277	275	273	271	269	267	265	264	263	262	261	260	259	258	257	256	255	254	253	252	251	250	250	250	250	250	250	250	250	250	250	250	250	250	250	250
16 Sebastien Bourdais	241	291	281	276	273	271	269	267	265	263	261	260	259	258	257	256	255	254	253	252	251	250	249	248	247	246	245	244	243	242	241	240	239	238	238	238	238	238	238	238
17 Graham Rahal	233	283	273	268	265	263	261	259	257	255	253	252	251	250	249	248	247	246	245	244	243	242	241	240	239	238	238	238	238	238	238	238	238	238	238	238	238	238	238	238
18 James Jakes	232	282	272	267	264	262	260	258	256	254	252	251	250	249	248	247	246	245	244	243	242	241	240	239	238	237	237	237	237	237	237	237	237	237	237	237	237	237	237	237
19 Simona De Silvestro	226	276	266	261	258	256	254	252	250	248	246	245	244	243	242	241	240	239	238	237	236	235	234	233	232	231	231	231	231	231	231	231	231	231	231	231	231	231	231	231
20 Tristan Vautier (R)	192	242	232	227	224	222	220	218	216	214	212	211	210	209	208	207	206	205	204	203	202	201	200	199	198	197	197	197	197	197	197	197	197	197	197	197	197	197	197	197
21 Oriol Servia	167	217	207	202	199	197	195	193	191	189	187	186	185	184	183	182	181	180	179	178	177	176	175	174	173	172	172	172	172	172	172	172	172	172	172	172	172	172	172	172
22 Alex Tagliani	163	213	203	198	195	193	191	189	187	185	183	182	181	180	179	178	177	176	175	174	173	172	171	170	169	168	168	168	168	168	168	168	168	168	168	168	168	168	168	168
23 Sebastian Saavedra	163	213	203	198	195	193	191	189	187	185	183	182	181	180	179	178	177	176	175	174	173	172	171	170	169	168	168	168	168	168	168	168	168	168	168	168	168	168	168	168
24 Mike Conway	149	199	189	184	181	179	177	175	173	171	169	168	167	166	165	164	163	162	161	160	159	158	157	156	155	154	154	154	154	154	154	154	154	154	154	154	154	154	154	154
25 Ryan Briscoe	87	137	127	122	119	117	115	113	111	109	107	106	105	104	103	102	101	100	99	98	97	96	95	94	93	92	92	92	92	92	92	92	92	92	92	92	92	92	92	92
26 JR Hildebrand	79	129	119	114	111	109	107	105	103	101	99	98	97	96	95	94	93	92	91	90	89	88	87	86	85	84	84	84	84	84	84	84	84	84	84	84	84	84	84	84
27 Ana Beatriz	72	122	112	107	104	102	100	98	96	94	92	91	90	89	88	87	86	85	84	83	82	81	80	79	78	77	77	77	77	77	77	77	77	77	77	77	77	77	77	77
28 Carlos Munoz (R)	67	117	107	102	99	97	95	93	91	89	87	86	85	84	83	82	81	80	79	78	77	76	75	74	73	72	72	72	72	72	72	72	72	72	72	72	72	72	72	72
29 AJ Allmendinger	65	115	105	100	97	95	93	91	89	87	85	84	83	82	81	80	79	78	77	76	75	74	73	72	71	70	70	70	70	70	70	70	70	70	70	70	70	70	70	70
30 Pippa Mann	29	79	69	64	61	59	57	55	53	51	49	48	47	46	45	44	43	42	41	40	39	38	37	36	35	34	34	34	34	34	34	34	34	34	34	34	34	34	34	34
31 James Davison (R)	15	65	55	50	47	45	43	41	39	37	35	34	33	32	31	30	29	28	27	26	25	24	23	22	21	20	20	20	20	20	20	20	20	20	20	20	20	20	20	20
32 Luca Filippi (R)	14	64	54	49	46	44	42	40	38	36	34	33	32	31	30	29	28	27	26	25	24	23	22	21	20	19	19	19	19	19	19	19	19	19	19	19	19	19	19	19
33 Conor Daly (R)	11	61	51	46	43	41	39	37	35	33	31	30	29	28	27	26	25	24	23	22	21	20	19	18	17	16	16	16	16	16	16	16	16	16	16	16	16	16	16	16
34 Townsend Bell	10	60	50	45	42	40	38	36	34	32	30	29	28	27	26	25	24	23	22	21	20	19	18	17	16	15	15	15	15	15	15	15	15	15	15	15	15	15	15	15
35 Katherine Legge	8	58	48	43	40	38	36	34	32	30	28	27	26	25	24	23	22	21	20	19	18	17	16	15	14	13	13	13	13	13	13	13	13	13	13	13	13	13	13	13
36 Buddy Lazier	8	58	48	43	40	38	36	34	32	30	28	27	26	25	24	23	22	21	20	19	18	17	16	15	14	13	13	13	13	13	13	13	13	13	13	13	13	13	13	13

Does not include bonus points for leader of most laps - 2 points, leading a lap - 1 point or winning pole - 1 point.

IZOD IndyCar® Series
2013 Entrant Points
Updated after the Honda Indy 200, Aug. 4, 2013

Rank	Car No.	Entrant	Total Points	Points Behind		Prev. Rank	Pos. Gain	Bonus Points	Wins	Top 5 Finishes	Top 10 Finishes
				Leader	Prev.						
1	3	Team Penske	438			1	0	25	1	6	13
2	9	Target Chip Ganassi Racing	422	-16	-16	2	0	16	3	7	9
3	1	Andretti Autosport	388	-50	-34	3	0	21	2	7	7
4	25	Andretti Autosport	377	-61	-11	4	0	26	0	5	12
5	77	Schmidt Hamilton Motorsports	350	-88	-27	5	0	7	1	2	9
6	10	Target Chip Ganassi Racing	342	-96	-8	7	1	10	0	6	10
7	27	Andretti Autosport	325	-113	-17	8	1	19	3	4	7
8	83	Novo Nordisk Chip Ganassi Racing	325	-113	0	11	3	11	1	3	7
9	19	Dale Coyne Racing	320	-118	-5	9	0	7	0	3	9
10	11	KV Racing Technology	313	-125	-7	6	-4	11	1	5	6
11	12	Team Penske	305	-133	-8	10	-1	31	0	4	6
12	5	Team Venezuela-Andretti Autosport-HVM	271	-167	-34	12	0	13	0	2	6
13	14	A.J. Foyt Enterprises	265	-173	-6	13	0	16	1	2	4
14	18	Dale Coyne Racing	252	-186	-13	16	0	10	1	2	4
15	20	Ed Carpenter Racing	250	-188	-2	14	-1	23	0	2	4
16	67	Sarah Fisher Hartman Racing	245	-193	-5	15	-1	3	0	2	5
17	7	Dragon Racing	241	-197	-4	17	0	5	0	2	2
18	15	Rahal Letterman Lanigan Racing	233	-205	-8	18	0	6	0	2	4
19	16	Rahal Letterman Lanigan Racing	232	-206	-1	19	0	6	0	1	2
20	78	KV Racing Technology	226	-212	-6	20	0	4	0	0	4
21	4	Panther Racing	212	-226	-14	21	0	7	0	1	2
22	55	Schmidt Peterson Motorsports	192	-246	-20	22	0	4	0	0	1
23	98	Bryan Herta Autosport with Curb-Agajanian	177	-261	-15	23	0	6	0	0	2
24	6	Dragon Racing	163	-275	-14	24	0	3	0	0	1
25	22	Panther DRR	112	-326	-51	25	0	5	0	1	2
26	2	Team Penske	65	-373	-47	26	0	11	0	0	1
27	26	Andretti Autosport	54	-384	-11	27	0	14	0	1	1
28	8	Chip Ganassi Racing	22	-416	-32	28	0	4	0	0	0
29	41	A.J. Foyt Enterprises	11	-427	-11	29	0	3	0	0	0
30	60	Panther Racing	10	-428	-1	30	0	5	0	0	0
31	81	Schmidt Peterson Motorsports	8	-430	-2	31	0	3	0	0	0
32	63	Dale Coyne Racing	8	-430	0	32	0	3	0	0	0
33	91	Lazier Partners Racing	8	-430	0	33	0	3	0	0	0
34	17	Rahal Letterman Lanigan Racing	5	-433	-3	34	0	0	0	0	0

Note: #3 Team Penske was penalized 15 entrant points for technical infraction at Texas

IZOD IndyCar® Series Entrant Points Possibilities following the Honda Indy 200, Aug. 4, 2013

			Finishing Position																																		
			Current Points Total	1	2	3	4	5	6	7	8	9	10	11	12	13	14	15	16	17	18	19	20	21	22	23	24	25	26	27	28	29	30	31	32	33	
1	3	Team Penske	438	488	478	473	470	468	466	464	462	460	458	457	456	455	454	453	452	451	450	449	448	447	446	445	444	443	443	443	443	443	443	443	443	443	443
2	9	Target Chip Ganassi Racing	422	472	462	457	454	452	450	448	446	444	442	441	440	439	438	437	436	435	434	433	432	431	430	429	428	427	427	427	427	427	427	427	427	427	427
3	1	Andretti Autosport	388	438	428	423	420	418	416	414	412	410	408	407	406	405	404	403	402	401	400	399	398	397	396	395	394	393	393	393	393	393	393	393	393	393	393
4	25	Andretti Autosport	377	427	417	412	409	407	405	403	401	399	397	396	395	394	393	392	391	390	389	388	387	386	385	384	383	382	382	382	382	382	382	382	382	382	382
5	77	Schmidt Hamilton Motorsports	350	400	390	385	382	380	378	376	374	372	370	369	368	367	366	365	364	363	362	361	360	359	358	357	356	355	355	355	355	355	355	355	355	355	355
6	10	Target Chip Ganassi Racing	342	392	382	377	374	372	370	368	366	364	362	361	360	359	358	357	356	355	354	353	352	351	350	349	348	347	347	347	347	347	347	347	347	347	347
7	27	Andretti Autosport	325	375	365	360	357	355	353	351	349	347	345	344	343	342	341	340	339	338	337	336	335	334	333	332	331	330	330	330	330	330	330	330	330	330	330
8	83	Novo Nordisk Chip Ganassi Racing	325	375	365	360	357	355	353	351	349	347	345	344	343	342	341	340	339	338	337	336	335	334	333	332	331	330	330	330	330	330	330	330	330	330	330
9	19	Dale Coyne Racing	320	370	360	355	352	350	348	346	344	342	340	339	338	337	336	335	334	333	332	331	330	329	328	327	326	325	325	325	325	325	325	325	325	325	325
10	11	KV Racing Technology	313	363	353	348	345	343	341	339	337	335	333	332	331	330	329	328	327	326	325	324	323	322	321	320	319	318	318	318	318	318	318	318	318	318	318
11	12	Team Penske	305	355	345	340	337	335	333	331	329	327	325	324	323	322	321	320	319	318	317	316	315	314	313	312	311	310	310	310	310	310	310	310	310	310	310
12	5	Team Venezuela-Andretti Autosport-HVM	271	321	311	306	303	301	299	297	295	293	291	290	289	288	287	286	285	284	283	282	281	280	279	278	277	276	276	276	276	276	276	276	276	276	276
13	14	A.J. Foyt Enterprises	265	315	305	300	297	295	293	291	289	287	285	284	283	282	281	280	279	278	277	276	275	274	273	272	271	270	270	270	270	270	270	270	270	270	270
14	18	Dale Coyne Racing	252	302	292	287	284	282	280	278	276	274	272	271	270	269	268	267	266	265	264	263	262	261	260	259	258	257	257	257	257	257	257	257	257	257	257
15	20	Ed Carpenter Racing	250	300	290	285	282	280	278	276	274	272	270	269	268	267	266	265	264	263	262	261	260	259	258	257	256	255	255	255	255	255	255	255	255	255	255
16	67	Sarah Fisher Hartman Racing	245	295	285	280	277	275	273	271	269	267	265	264	263	262	261	260	259	258	257	256	255	254	253	252	251	250	250	250	250	250	250	250	250	250	250
17	7	Dragon Racing	241	291	281	276	273	271	269	267	265	263	261	260	259	258	257	256	255	254	253	252	251	250	249	248	247	246	246	246	246	246	246	246	246	246	246
18	15	Rahal Letterman Lanigan Racing	233	283	273	268	265	263	261	259	257	255	253	252	251	250	249	248	247	246	245	244	243	242	241	240	239	238	238	238	238	238	238	238	238	238	238
19	16	Rahal Letterman Lanigan Racing	232	282	272	267	264	262	260	258	256	254	252	251	250	249	248	247	246	245	244	243	242	241	240	239	238	237	237	237	237	237	237	237	237	237	237
20	78	KV Racing Technology	226	276	266	261	258	256	254	252	250	248	246	245	244	243	242	241	240	239	238	237	236	235	234	233	232	231	231	231	231	231	231	231	231	231	231
21	4	Panther Racing	212	262	252	247	244	242	240	238	236	234	232	231	230	229	228	227	226	225	224	223	222	221	220	219	218	217	217	217	217	217	217	217	217	217	217
22	55	Schmidt Peterson Motorsports	192	242	232	227	224	222	220	218	216	214	212	211	210	209	208	207	206	205	204	203	202	201	200	199	198	197	197	197	197	197	197	197	197	197	197
23	98	Bryan Herta Autosport with Curb-Agajanian	177	227	217	212	209	207	205	203	201	199	197	196	195	194	193	192	191	190	189	188	187	186	185	184	183	182	182	182	182	182	182	182	182	182	182
24	6	Dragon Racing	163	213	203	198	195	193	191	189	187	185	183	182	181	180	179	178	177	176	175	174	173	172	171	170	169	168	168	168	168	168	168	168	168	168	168
25	22	Panther DRR	112	162	152	147	144	142	140	138	136	134	132	131	130	129	128	127	126	125	124	123	122	121	120	119	118	117	117	117	117	117	117	117	117	117	117
26	2	Team Penske	65	115	105	100	97	95	93	91	89	87	85	84	83	82	81	80	79	78	77	76	75	74	73	72	71	70	70	70	70	70	70	70	70	70	70
27	26	Andretti Autosport	54	104	94	89	86	84	82	80	78	76	74	73	72	71	70	69	68	67	66	65	64	63	62	61	60	59	59	59	59	59	59	59	59	59	59
28	8	Chip Ganassi Racing	22	72	62	57	54	52	50	48	46	44	42	41	40	39	38	37	36	35	34	33	32	31	30	29	28	27	27	27	27	27	27	27	27	27	27
29	41	A.J. Foyt Enterprises	11	61	51	46	43	41	39	37	35	33	31	30	29	28	27	26	25	24	23	22	21	20	19	18	17	16	16	16	16	16	16	16	16	16	16
30	60	Panther Racing	10	60	50	45	42	40	38	36	34	32	30	29	28	27	26	25	24	23	22	21	20	19	18	17	16	15	15	15	15	15	15	15	15	15	15
31	81	Schmidt Peterson Motorsports	8	58	48	43	40	38	36	34	32	30	28	27	26	25	24	23	22	21	20	19	18	17	16	15	14	13	13	13	13	13	13	13	13	13	13
32	63	Dale Coyne Racing	8	58	48	43	40	38	36	34	32	30	28	27	26	25	24	23	22	21	20	19	18	17	16	15	14	13	13	13	13	13	13	13	13	13	13
33	91	Lazier Partners Racing	8	58	48	43	40	38	36	34	32	30	28	27	26	25	24	23	22	21	20	19	18	17	16	15	14	13	13	13	13	13	13	13	13	13	13
34	17	Rahal Letterman Lanigan Racing	5	55	45	40	37	35	33	31	29	27	25	24	23	22	21	20	19	18	17	16	15	14	13	12	11	10	10	10	10	10	10	10	10	10	10

Does not include bonus points for leader of most laps - 2 points or PEAK Performance Pole Award - 1 point.

IZOD IndyCar[®] Series 2013 Manufacturers Points

Driver	STP	BAR	LB	BRZ	IMS	BI-1	BI-2	TMS	MIL	IS	POC	TOR-1	TOR-2	M-O	INF	BAL	HOU-1	HOU-2	CAL	Total Points
Chevrolet	9	9	6	9	9	6	6	9	9	9	6	6	6	6						105
Honda	6	6	9	6	6	9	9	6	6	6	9	9	9	9						105

Wins

Chevrolet 7-St. Petersburg (Hinchcliffe), Barber (Hunter-Reay), Sao Paulo (Hinchcliffe), Indianapolis (Kanaan), Texas (Castroneves)
Milwaukee (Hunter-Reay), Iowa (Hinchcliffe)

Honda 7-Long Beach (Sato), Belle Isle 1 (Conway), Belle Isle 2 (Pagenaud), Pocono (Dixon), Toronto 1 (Dixon), Toronto 2 (Dixon)
Mid-Ohio (Kimball)

Poles

Chevrolet 9-St. Petersburg (Power), Barber (Hunter-Reay), Sao Paulo (Hunter-Reay), Indianapolis (Carpenter), Texas (Power)
Milwaukee (Andretti), Iowa (Castroneves), Pocono (Andretti), Mid-Ohio (Hunter-Reay)

Honda 5-Long Beach (Franchitti), Belle Isle 1 (Franchitti), Belle Isle 2 (Conway), Toronto 1 (Franchitti), Toronto 2 (Dixon)

Key: STP-Streets of St. Petersburg; BAR-Barber Motorsports Park; LB-Streets of Long Beach; BRZ-Streets of Sao Paulo; IMS-Indianapolis Motor Speedway;
BI-Raceway at Belle Isle Park; TMS-Texas Motor Speedway; MIL-The Milwaukee Mile; IS- Iowa Speedway; POC-Pocono Raceway; TOR-Streets of Toronto;
M-O - Mid-Ohio Sports Car Course; INF-Sonoma; BAL-Streets of Baltimore; HOU-Reliant Park; CAL-Auto Club Speedway

IZOD IndyCar® Series
2013 Season Leaders
Updated after the Honda Indy 200, Aug. 4, 2013

Number of Races		
1	Marco Andretti	14
	Sebastien Bourdais	14
	Ed Carpenter	14
	Helio Castroneves	14
	Simona De Silvestro	14
	Scott Dixon	14
	Dario Franchitti	14
	James Hinchcliffe	14
	Ryan Hunter-Reay	14
	James Jakes	14
	Tony Kanaan	14
	Charlie Kimball	14
	Josef Newgarden	14
	Simon Pagenaud	14
	Will Power	14
	Graham Rahal	14
	Sebastian Saavedra	14
	Takuma Sato	14
	Tristan Vautier (R)	14
	E.J. Viso	14
	Justin Wilson	14
22	Alex Tagliani	13
23	Oriol Servia	8
24	Ana Beatriz	7
25	Ryan Briscoe	6
26	AJ Allmendinger	5
	Mike Conway	5
	JR Hildebrand	5
29	Pippa Mann	3
30	Carlos Munoz (R)	2
31	Townsend Bell	1
	Conor Daly (R)	1
	James Davison (R)	1
	Luca Filippi (R)	1
	Buddy Lazier	1
	Katherine Legge	1

Top-10 Finishes		
1	Helio Castroneves	13
2	Marco Andretti	12
3	Dario Franchitti	10
4	Scott Dixon	9
	Simon Pagenaud	9
	Justin Wilson	9
7	James Hinchcliffe	7
	Ryan Hunter-Reay	7
	Charlie Kimball	7
10	Tony Kanaan	6
	Will Power	6
	E.J. Viso	6
13	Josef Newgarden	5

Laps Completed (1,843 poss.)		
1	Helio Castroneves	1843
2	Ed Carpenter	1822
3	Charlie Kimball	1821
4	Graham Rahal	1817
5	James Jakes	1806
6	Justin Wilson	1794
7	Marco Andretti	1765
8	Tony Kanaan	1761
9	Will Power	1758
10	Simon Pagenaud	1756
11	E.J. Viso	1749
12	Ryan Hunter-Reay	1727
13	Tristan Vautier (R)	1713
14	Josef Newgarden	1711
15	Dario Franchitti	1695
16	Scott Dixon	1673
17	Sebastien Bourdais	1665
18	Simona De Silvestro	1590
19	Takuma Sato	1550
20	James Hinchcliffe	1531
21	Alex Tagliani	1440
22	Sebastian Saavedra	1354
23	Oriol Servia	1114
24	Ana Beatriz	831
25	Ryan Briscoe	806
26	Mike Conway	348
27	AJ Allmendinger	341
28	JR Hildebrand	326
29	Carlos Munoz (R)	284
30	Pippa Mann	207
31	Conor Daly (R)	198
32	Katherine Legge	193
33	Townsend Bell	192
34	James Davison (R)	90
	Luca Filippi (R)	90
36	Buddy Lazier	44

Top-Five Finishes		
1	Scott Dixon	7
	Ryan Hunter-Reay	7
3	Helio Castroneves	6
	Dario Franchitti	6
5	Marco Andretti	5
	Tony Kanaan	5
7	James Hinchcliffe	4
	Will Power	4
9	Charlie Kimball	3
	Justin Wilson	3
11	Sebastien Bourdais	2
	Ed Carpenter	2
	Mike Conway	2
	Josef Newgarden	2
	Simon Pagenaud	2
	Graham Rahal	2
	Takuma Sato	2
	E.J. Viso	2
19	JR Hildebrand	1
	James Jakes	1
	Carlos Munoz (R)	1
	Oriol Servia	1

Race Wins		
1	Scott Dixon	3
	James Hinchcliffe	3
3	Ryan Hunter-Reay	2
4	Helio Castroneves	1
	Mike Conway	1
	Tony Kanaan	1
	Charlie Kimball	1
	Simon Pagenaud	1
	Takuma Sato	1

Poles		
1	Dario Franchitti	3
	Ryan Hunter-Reay	3
3	Marco Andretti	2
	Will Power	2
5	Ed Carpenter	1
	Helio Castroneves	1
	Mike Conway	1
	Scott Dixon	1

Races Led		
1	Will Power	10
2	Ryan Hunter-Reay	8
3	Marco Andretti	5
	Helio Castroneves	5
	Charlie Kimball	5
6	Scott Dixon	4
	James Hinchcliffe	4
	Tony Kanaan	4

Laps Led		
1	James Hinchcliffe	260
2	Ryan Hunter-Reay	246
3	Marco Andretti	244
4	Helio Castroneves	202
5	Takuma Sato	181
6	Scott Dixon	134
7	Will Power	110

Running at Finish		
1	Helio Castroneves	14
2	Marco Andretti	13
	Ed Carpenter	13
	Scott Dixon	13
	James Jakes	13
	Charlie Kimball	13
	Josef Newgarden	13
	Simon Pagenaud	13
	Graham Rahal	13
	E.J. Viso	13
	Justin Wilson	13
12	Simona De Silvestro	12
	Tristan Vautier (R)	12

Key: (R) -IZOD IndyCar® Series Rookie

IZOD IndyCar[®] Series
2013 Driver Performance Summary
Updated after the Honda Indy 200, Aug. 4, 2013

Driver	Starts	Best Start	Best Finish	Laps Comp. (1,843 poss.)	Running at Finish	Races Led	Laps Led
AJ Allmendinger	5	5	7	341	2	1	23
Marco Andretti	14	1	3	1,765	13	5	244
Ana Beatriz	7	16	14	831	3	0	0
Townsend Bell	1	22	27	192	1	1	1
Sebastien Bourdais	14	2	2	1,665	11	2	33
Ryan Briscoe	6	9	12	806	4	0	0
Ed Carpenter	14	1	4	1,822	13	2	55
Helio Castroneves	14	3	1	1,843	14	5	202
Mike Conway	5	1	1	348	4	2	78
Conor Daly (R)	1	31	22	198	1	0	0
James Davison (R)	1	16	15	90	1	0	0
Simona De Silvestro	14	3	6	1,590	12	0	0
Scott Dixon	14	1	1	1,673	13	4	134
Luca Filippi (R)	1	24	16	90	1	0	0
Dario Franchitti	14	1	3	1,695	11	2	47
JR Hildebrand	5	10	5	326	3	1	4
James Hinchcliffe	14	2	1	1,531	11	4	260
Ryan Hunter-Reay	14	1	1	1,727	10	8	246
James Jakes	14	2	2	1,806	13	2	9
Tony Kanaan	14	4	1	1,761	11	4	71
Charlie Kimball	14	5	1	1,821	13	5	58
Buddy Lazier	1	32	31	44	0	0	0
Katherine Legge	1	33	26	193	1	0	0
Pippa Mann	3	19	15	207	1	0	0
Carlos Munoz (R)	2	2	2	284	2	1	12
Josef Newgarden	14	7	5	1,711	13	0	0
Simon Pagenaud	14	6	1	1,756	13	2	32
Will Power	14	1	3	1,758	11	10	110
Graham Rahal	14	6	2	1,817	13	1	1
Sebastian Saavedra	14	6	10	1,354	9	0	0
Takuma Sato	14	2	1	1,550	9	3	181
Oriol Servia	8	7	4	1,114	8	1	16
Alex Tagliani	13	5	10	1,440	9	1	1
Tristan Vautier (R)	14	3	10	1,713	12	1	1
E.J. Viso	14	1	4	1,749	13	2	15
Justin Wilson	14	7	3	1,794	13	3	9

2013 INDYCAR Driver Index - Starts/Finishes

Driver	1			2			3			4			5			6			7			8			9			10			11			12			13			14			15			16			17			18			19					
	STP			BAR			LB			BRZ			IMS			BI-1			BI-2			TMS			MIL			IS			POC			TOR-1			TOR-2			M-O			SON			BAL			HOU-1			HOU-2			CAL					
	QP	SP	FP	QP	SP	FP	QP	SP	FP	QP	SP	FP	QP	SP	FP	QP	SP	FP	QP	SP	FP	QP	SP	FP	QP	SP	FP	QP	SP	FP	QP	SP	FP	QP	SP	FP	QP	SP	FP	QP	SP	FP	QP	SP	FP	QP	SP	FP	QP	SP	FP	QP	SP	FP						
AJ Allmendinger				10	10	19	14	14	23				5	5	7	13	13	25	12	12	25							1	1	20	4	2	9	1	1	10	11	10	4	18	17	9	4	4	9															
Marco Andretti	7	7	3	7	7	7	26	25	7	10	10	3	3	3	4	19	18	20	14	14	6	2	2	5				1	1	20	4	2	9	1	1	10	11	10	4	18	17	9	4	4	9															
Ana Beatriz	25	25	22	25	25	24	23	22	14	16	16	25																20	19	19	18	23	22																											
Townsend Bell																																																												
Sebastien Bourdais	21	21	11	23	23	16	15	15	15	7	7	14	15	15	29	15	14	24	22	22	11	17	15	20	14	14	22	22	19	14	12	11	16	2	2	2	7	7	3	14	13	12																		
Ryan Briscoe													23	23	12	22	21	21	13	13	13							19	18	15				23	19	14	10	9	22																					
Ed Carpenter	23	23	14	26	26	22	24	23	18	14	14	23	1	1	10	24	22	18	23	23	15	9	9	4	21	20	14	6	4	4	15	14	9	23	23	13	23	22	22	23	23	20																		
Helio Castroneves	5	5	2	6	6	3	6	6	10	18	18	13	8	8	6	12	12	5	9	9	8	6	6	1	18	17	2	1	11	8	6	6	8																											
Mike Conway							5	5	25							3	2	1	1	1	3													20	20	7	24	23	7																					
Conor Daly (R)													31	31	22																																													
James Davison (R)																																																												
Simona De Silvestro	3	3	6	14	14	18	20	19	9	8	8	8	24	24	17	18	17	16	17	17	24	12	22	16	24	22	24	23	20	21	10	9	11	22	22	10	10	9	14	9	9	11																		
Scott Dixon	20	20	5	4	4	2	27	26	11	6	6	18	16	16	14	16	15	4	7	7	4	11	11	23	11	11	6	5	15	16	7	17	1	6	5	1	1	1	1	3	3	7																		
Luca Filippi (R)																																																												
Dario Franchitti	10	10	25	17	17	25	1	1	4	3	3	7	17	17	23	1	11	6	16	16	5	4	4	6	17	23	8	24	21	20	18	20	3	1	1	3	2	2	4	6	6	3																		
JR Hildebrand	24	24	19	24	24	17	12	12	5	11	11	15	10	10	33																																													
James Hinchcliffe	4	4	1	20	20	26	7	7	26	5	5	1	9	9	21	21	20	15	10	10	19	13	12	9	2	2	5	3	2	1	3	3	24	14	13	8	12	11	21	13	12	10																		
Ryan Hunter-Reay	8	8	18	1	1	1	2	2	24	1	1	11	7	7	3	5	4	2	4	4	18	3	3	2	4	4	1	14	12	2	2	2	20	7	6	18	4	4	19	1	1	5																		
James Jakes	18	18	15	11	11	23	13	13	12	25	24	17	20	20	20	4	3	10	2	2	2	10	10	12	12	12	18	21	24	18	14	13	12	5	15	12	21	20	23	10	10	13																		
Tony Kanaan	11	11	4	19	19	13	8	8	20	4	4	21	12	12	1	20	19	13	19	19	12	15	13	3	7	7	10	8	5	3	5	5	13	4	4	5	6	6	24	20	19	24																		
Charlie Kimball	14	14	12	5	5	4	9	9	21	17	17	10				19	19	9	25	25	14	18	18	7	8	8	17	22	21	17	17	14	12	13	12	2	16	16	21	16	15	6	5	5	1															
Buddy Lazier													32	32	31																																													
Katherine Legge													33	33	26																																													
Pippa Mann													30	30	30							21	19	24							19	21	15																											
Carlos Munoz (R)													2	2	2																																													
Josef Newgarden	16	16	23	22	22	9	16	16	13	23	25	5	25	25	28	23	24	7	24	24	16	7	7	8	8	8	11	16	22	15	16	15	5	19	19	23	19	18	11	19	18	23																		
Simon Pagenaud	19	19	24	13	13	6	17	17	8	24	23	9	21	21	8	9	8	12	6	6	1	14	23	13	9	9	12	11	8	6	9	8	6	13	12	9	13	12	12	8	8	2																		
Will Power	1	1	16	2	2	5	3	3	16	22	22	24	6	6	19	10	9	8	3	3	20	1	1	7	3	3	3	2	1	17	4	4	4	3	3	15	5	5	18	2	2	4																		
Graham Rahal	15	15	13	21	21	21	11	11	2	19	19	22	26	26	25	14	23	9	15	15	9	19	17	21	23	24	16	9	6	5	17	16	18	18	18	20	20	19	13	22	22	18																		
Sebastian Saavedra	9	9	20	9	9	20	21	20	27	20	20	19	27	27	32	11	10	22	11	11	10	20	18	14	6	6	13	20	18	19	21	18	23	24	24	16	22	21	15	21	20	19																		
Takuma Sato	2	2	8	12	12	14	4	4	1	12	12	2	18	18	13	8	7	19	21	21	23	23	21	11	15	15	7	7	17	23	8	7	22	12	11	24	15	14	20	16	15	22																		
Oriol Servia	12	12	17	18	18	15	18	18	6	13	13	4	13	13	11																																													
Alex Tagliani	17	17	10	15	15	11	22	21	19	15	15	12	11	11	24	6	5	23	25	25	21	16	14	22	16	16	23	12	9	24	24	24	17	17	17	17	9	8	10																					
Tristan Vautier (R)	6	6	21	3																																																								

IZOD IndyCar[®] Series
Current Consecutive Streaks
Updated after the Honda Indy 200, Aug. 4, 2013

Driver	Starts	Front Row Starts	Top 5 Starts	Top 10 Starts	Races Led	Top 5 Finishes	Top 10 Finishes	Running at Finish
Tony Kanaan	210*							
Scott Dixon	152		3	3			4	6
Marco Andretti	128		1	1			5	5
Ryan Hunter-Reay	103	1	2	7	1	1	1	1
E.J. Viso	86							3
Dario Franchitti	80			3		4	4	12
Helio Castroneves	78						10	26
Will Power	63	1	7	9		1	1	1
Takuma Sato	63							1
Graham Rahal	52							9
James Hinchcliffe	45							3
James Jakes	41			1			1	1
Ed Carpenter	30							1
Simon Pagenaud	29			1	1	1	1	13
Justin Wilson	29			1			2	7
Simona De Silvestro	22			2				5
Charlie Kimball	17		1	1	1	1	2	2
Josef Newgarden	15							13
Sebastian Saavedra	15							3
Sebastien Bourdais	14							5
Tristan Vautier	14							5
James Davison	1							1
Luca Filippi	1							1
Oriol Servia	1							1

* Kanaan's consecutive start streak began at Portland in 2001.

IZOD IndyCar® Series 2013 Lap Leaders

Driver	STP	BAR	LB	BRZ	IMS	BI-1	BI-2	TMS	MIL	IS	POC	TOR-1	TOR-2	M-O	INF	BAL	HOU-1	HOU-2	CAL	Total Laps	Races Led	
James Hinchcliffe	26			1	7					226											260	4
Ryan Hunter-Reay		53	1	16	26	20		35	65					30							246	8
Marco Andretti				7	31			57	61		88										244	5
Helio Castroneves	42	25			1			132					2								202	5
Takuma Sato			50	22					109												181	3
Scott Dixon					1						38	14	81								134	4
Will Power	26	9	2		16		3	4	4		15	29	2								110	10
Mike Conway						47	31														78	2
Tony Kanaan				12	34		10				15										71	4
Charlie Kimball		3					3				4	2		46							58	5
Ed Carpenter					37					18											55	2
Dario Franchitti			27									20									47	2
Sebastien Bourdais				13								20									33	2
Simon Pagenaud							18							14							32	2
AJ Allmendinger					23																23	1
Oriol Servia	16																				16	1
EJ Viso					5				10												15	2
Carlos Munoz (R)					12																12	1
Justin Wilson						3			1	5											9	3
James Jakes					5		4														9	2
JR Hildebrand				4																	4	1
Tristan Vautier (R)							1														1	1
Townsend Bell					1																1	1
Alex Tagliani					1																1	1
Graham Rahal										1											1	1

Key: STP-Streets of St. Petersburg; BAR-Barber Motorsports Park; LB-Streets of Long Beach; BRZ-Streets of Sao Paulo; IMS-Indianapolis Motor Speedway; BI-Raceway at Belle Isle Park; TMS-Texas Motor Speedway; MIL-The Milwaukee Mile; IS- Iowa Speedway; POC-Pocono Raceway; TOR-Streets of Toronto; M-O - Mid-Ohio Sports Car Course; INF-Sonoma; BAL-Streets of Baltimore; HOU-Reliant Park; CAL-Auto Club Speedway
(R) - IZOD IndyCar® Series Rookie

IZOD IndyCar[®] Series
2013 Season Superlatives
Updated after the Honda Indy 200, Aug. 4, 2013

Most Laps Led, Single Race: 226, James Hinchcliffe, Iowa, June 23

Most Consecutive Laps Led, Single Race: 132 (97-228), Helio Castroneves, Texas, June 8

Most Laps Led by a Race Winner: 226, James Hinchcliffe, Iowa, June 23

Fewest Laps Led by a Race Winner: 1, James Hinchcliffe, Sao Paulo, May 5

Most Laps Led by a Non-race Winner: 109, Takuma Sato, Milwaukee, June 15

Most Lead Changes: 68, Indianapolis, May 26

Fewest Lead Changes: 3, Toronto 2, July 14

Fastest Race: 192.864 mph, Pocono, July 7

Slowest Race: 83.539 mph, St. Petersburg, March 24

Most Cautions: 7, Sao Paulo, May 5

Fewest Cautions: 0, Mid-Ohio, Aug. 4

Most Caution Laps: 29 (3 times), St. Petersburg, March 24; Milwaukee, June 15; Iowa, June 23

Fewest Caution Laps: 0, Mid-Ohio, Aug. 4

Most Cars on Lead Lap: 21, Barber, April 7

Fewest Cars on Lead Lap: 5, Texas, June 8

Most DNF's: 8, St. Petersburg, March 24

Fewest DNF's: 1, Mid-Ohio, Aug. 4

Most Cars Running at Finish: 26, Indianapolis, May 26

Fewest Cars Running at Finish: 17, St. Petersburg, March 24

All-time Indy car Records & Milestones

Updated after the Honda Indy 200, Aug. 4, 2013

Field

- **Most career starts:** 407 - Mario Andretti
- **Most consecutive race starts:** 211 – Jimmy Vasser (Laguna Seca, 1993 - Monterrey, 2006)
- **Most starters in a race:** 45 (Long Island (Vanderbilt Cup), 10/12/36)
- **Fewest starters in a race:** 11 (most recent - Brainerd (race 2 of twin races), 9/14/69)

Race Wins

- **Most victories:** 67 – A.J. Foyt
- **Most consecutive victories:** 7 – A.J. Foyt (Phoenix, 3/22/1964 – Springfield, 8/22/1964)
- **Most victories in a season:** 10 – A.J. Foyt (1964). Al Unser (1970)
- **Most number of drivers to win a race in a season:** 11 (2001-CART, 2000-CART)
- **Most victories from pole:** 25 – Mario Andretti
- **Lowest starting position of a winner:** 28th – Helio Castroneves (Chicagoland, 9/7/08)
- **Most consecutive seasons with at least one race win:** 11 - Helio Castroneves (2000-2010), Emerson Fittipaldi (1985-1995), Bobby Unser (1966-1976)

Pole Positions

- **Most poles:** 67 – Mario Andretti
- **Most consecutive poles:** 7 – Mario Andretti (Phoenix, 11/21/1965 – Atlanta, 6/26/1966)
- **Most poles in a season:** 10 – A.J. Foyt (1964)
- **Most number of drivers to win a pole in a season:** 12 (1999-CART)
- **Closest margin for winning pole:** Tie (Greg Ray and Sam Schmidt - 20.424 sec./176.263 mph, Pikes Peak, 8/28/99)
- **Most consecutive seasons with at least one pole:** 12 – Helio Castroneves (1999-2010), Bobby Unser (1966-1977)

Running at Finish

- **Most cars running at finish:** 30 – Texas Race 2 , 6/11/2011 (all 30 starters finished)
- **Fewest cars running at finish:** 4 (Riverside, 8/29/82)
- **Most cars running on lead lap at finish:** 23 (Mid-Ohio, 8/7/11)
- **Fewest cars running on lead lap at finish:** 1 (most recent - Texas, 10/17/99)

All-time Indy car Records & Milestones

Updated after the Honda Indy 200, Aug. 4, 2013

Margin of Victory

- **Top 10 Closest Margins of Victory:**

MOV	Track	Date	Winner	Runner-up
0.0024	Chicagoland	9/8/02	Sam Hornish Jr.	Al Unser Jr.
0.0033	Chicagoland	9/7/08	Helio Castroneves	Scott Dixon
0.0051	Kansas	7/4/04	Buddy Rice	Vitor Meira
0.0077	Chicagoland	8/29/09	Ryan Briscoe	Scott Dixon
0.0096	Texas	9/15/02	Sam Hornish Jr.	Helio Castroneves
0.0098	Kentucky	10/2/11	Ed Carpenter	Dario Franchitti
0.0099	Chicagoland	9/7/03	Sam Hornish Jr.	Scott Dixon
0.0111	Texas	6/8/02	Jeff Ward	Al Unser Jr.
0.0120	Kansas	7/3/05	Tony Kanaan	Dan Wheldon
0.0121	Michigan	7/27/03	Alex Barron	Sam Hornish Jr.

Lap Leaders

- **Most laps led - all races:** 7,595 – Mario Andretti
- **Most laps led in a single race:** 250 of 250 – Ryan Hunter-Reay (Milwaukee (CCWS), 6/5/2004)
- **Most consecutive laps led in a single race:** 250 – Ryan Hunter-Reay (Milwaukee (CCWS), 6/5/2004)
- **Most laps led in a single race by the race winner:** 250 of 250 – Ryan Hunter-Reay (Milwaukee (CCWS), 6/5/2004)
- **Fewest laps led in a single race by the race winner:** 1(13 times) – most recent: James Hinchcliffe, Sao Paulo, 5/5/2013
- **Most laps led in a season:** 1,527 – Al Unser (1970)
- **Most races led:** 201 – Mario Andretti
- **Most races led in a season:** 17 – Al Unser (1970); Danny Ongais (1978)
- **Most lead changes - single race:** 73 (California, 11/4/01)
- **Fewest lead changes - single race:** 0 (most recent: Belle Isle, 6/3/12)
- **Most leaders - single race:** 72 (California, 11/4/01)
- **Fewest leaders - single race:** 1 (most recent-Belle Isle, 6/3/12)

Cautions

- **Most cautions during a race:** 14 (Indianapolis, 5/29/98)
- **Most laps under caution during a race:** 116 (Nazareth, 4/21/02)
- **Fewest cautions during a race:** 0 (most recent: Mid-Ohio, 8/4/13)
- **Fewest laps under caution during a race:** 0 (most recent: Mid-Ohio, 8/4/13)
- **Back to Back caution-free races:** (most recent: Edmonton – Mid-Ohio, 2012)
- **Three consecutive caution-free races:** (most recent: Portland – Cleveland, 1986)

2013 IZOD IndyCar Series Race Recaps

Honda Grand Prix of St. Petersburg – Sunday, March 24 at Streets of St. Petersburg, Fla.

James Hinchcliffe scored his first IZOD IndyCar Series win by holding off Helio Castroneves over the final 26 laps to win the Honda Grand Prix of St. Petersburg.

The 26-year-old Canadian overtook Castroneves in Turn 1 of the 1.8-mile temporary street circuit on a Lap 85 restart. He conserved fuel in the No. 27 GoDaddy.com Chevrolet for Andretti Autosport and held on for a 1.0982-second victory.

He's the first Canadian to win an Indy car race since Paul Tracy in 2007 at Cleveland and gave Michael Andretti his 44th Indy car victory (two more than he had as a driver).

Castroneves, the 2012 race winner, was second and Marco Andretti overtook Simona de Silvestro in Turn 1 of the final lap to earn third place (his best road/street course finish since Toronto in 2011).

Honda Indy Grand Prix of Alabama – Sunday, April 7 at Barber Motorsports Park

Reigning IZOD IndyCar Series champion Ryan Hunter-Reay overtook Helio Castroneves on Lap 76 of 90 and then held off Scott Dixon to win the Honda Indy Grand Prix of Alabama by .6363 of a second.

Castroneves, who won the inaugural event in 2010 on the 2.38-mile, 17-turn Barber Motorsports Park road course, finished third and Charlie Kimball finished fourth. Will Power, who started on the front row, finished fifth.

Dixon has finished second in all four of the IZOD IndyCar Series races at Barber.

"I was driving my tail off trying to stay in front of Dixon," said Hunter-Reay, who rebounded from an 18th-place finish in the season opener at St. Petersburg on March 24.

Hunter-Reay, who earned the Verizon P1 Award the day before in the No. 1 DHL car for Andretti Autosport, jumped 13 positions to third in the championship standings heading to the Toyota Grand Prix of Long Beach on April 21. Castroneves, with his second podium finish, holds a nine-point lead over Dixon.

The victory was the first by a No. 1 car since Sebastien Bourdais at Mexico City in 2007.

Toyota Grand Prix of Long Beach – Sunday, April 21 at Streets of Long Beach, Calif.

Takuma Sato became the first driver from Japan to win an Indy car race, prevailing in the 39th Toyota Grand Prix of Long Beach.

Sato, who started fourth in the 80-lap race on the 1.968-mile, 11-turn street circuit, provided A.J. Foyt Racing its first victory since July 7, 2002, when Brazilian Airton Dare won at Kansas Speedway. The last win for the team on a road/street course was by A.J. Foyt on Oct. 1, 1978, at Silverstone, England. Overall, A.J. Foyt Racing has 44 victories.

Sato, making his 52nd IZOD IndyCar Series start, overtook Ryan Hunter-Reay for second on Lap 23 and assumed the point on Lap 30 when race leader Will Power pitted under yellow. The remainder of the race Sato's No. 14 ABC Supply car was strong on both the Firestone primary and alternate tires.

Sato led Graham Rahal across the finish line under caution. It was the best finish for Rahal since finishing second at Texas last June. Justin Wilson, who won that race at Texas Motor Speedway, advanced from the 24th starting position to finish third.

Sato is the third winner in as many IZOD IndyCar Series races this season and climbed to second in the championship standings. Helio Castroneves, who finished 10th, has a six-point lead heading into the May 5 race on the street circuit in Sao Paulo, Brazil. Honda-powered teams swept the podium for the first time this season.

Itaipava Sao Paulo Indy 300 presented by Nestle – Sunday, May 5 at Streets of Sao Paulo, Brazil

James Hinchcliffe led the final 300 yards of the Itaipava Sao Paulo Indy 300 presented by Nestle, which is all that was necessary.

Hinchcliffe overtook Takuma Sato in the final turn of the final lap to win by .3463 of a second, preventing A.J. Foyt Racing from earning consecutive victories.

Hinchcliffe, who won the season-opening race in St. Petersburg, Fla., and did not finish the past two races because of contact in the No. 27 GoDaddy.com car, earned his second career victory and the third for Andretti Autosport this season. He is the first Canadian to win in Brazil since Greg Moore at Rio on May 10, 1998.

Marco Andretti finished on the podium in the No. 25 RC Cola car for the second time (and his fourth consecutive top 10) and Oriol Servia placed fourth after starting 13th in the No. 22 Panther/DRR car. It was his best outing since finishing fourth at Milwaukee last June.

Josef Newgarden, who was running .5285 of a second behind Sato on Lap 70 of 75, finished a career-high fifth after making up 20 spots relative to his starting position.

97th Indianapolis 500 Mile Race – Sunday, May 26 at Indianapolis Motor Speedway

In a race that featured an astonishing 68 race-record lead changes among a race-record 14 drivers, Tony Kanaan earned the victory in the 97th Indianapolis 500 at the famed Indianapolis Motor Speedway. The Brazilian's average speed of 187.433 was the fastest Indianapolis 500.

Kanaan, cruised to the checkered flag under caution when three-time champion Dario Franchitti's No. 10 Target Chip Ganassi Racing car made contact with the Turn 1 SAFER Barrier on a Lap 197 restart. He found himself in front after he and rookie Carlos Munoz overtook race leader Ryan Hunter-Reay entering Turn 1 on the restart for a Lap 194 on-track incident involving Graham Rahal.

Three Andretti Autosport drivers -- Munoz, Hunter-Reay and Marco Andretti -- finished second through fourth. Justin Wilson advanced nine positions to finish fifth in the No. 18 Dale Coyne Racing car. Three-time Indy 500 winner Helio Castroneves was sixth and Team Penske teammate and first-time Indy 500 competitor AJ Allmendinger placed seventh.

Andretti, who started third in the No. 25 RC Cola car and led 31 laps, wrestled the points lead from Takuma Sato after five of 19 races. He leads Sato, 168-157, heading into the inaugural Chevrolet Dual in Detroit presented by Quicken Loans on the Belle Isle circuit June 1-2.

Chevrolet Indy Dual in Detroit #1 – Saturday, June 1 at Raceway at Belle Isle Park

Mike Conway earned his second IZOD IndyCar Series victory with a dominating performance in the first Chevrolet Indy Dual in Detroit presented by Quicken Loans.

Conway, who started second in the Honda-powered No. 18 Sonny's car for Dale Coyne Racing, overtook Ryan Hunter-Reay for the lead on Lap 44 of 70 on the 2.35-mile, 13-turn street circuit, built a 20-second gap leading into the final round of pit stops and went on to a commanding victory.

Hunter-Reay, the reigning IZOD IndyCar Series champion, was 12.9707 seconds back and Conway's teammate, Justin Wilson, claimed his second consecutive top-five finish by holding off 2012 race winner Scott Dixon by .0984 of a second for third.

Chevrolet Indy Dual in Detroit #2 – Sunday, June 2 at Raceway at Belle Isle Park

Simon Pagenaud became the sixth different winner in seven IZOD IndyCar Series races when he drove the No. 77 Schmidt Hamilton HP Motorsports car to 5.6-second victory in the second race of the Chevrolet Indy Dual in Detroit presented by Quicken Loans.

It was the initial win in the series for the native of France and for the team co-owned by former IndyCar drivers Sam Schmidt and Davey Hamilton. It also was the 100th victory for Honda with Indy car engine manufacturer competition.

James Jakes, who started second, finished a career-best second by holding off Race 1 winner Mike Conway by .4342 of a second. Target Chip Ganassi Racing teammates Scott Dixon and Dario Franchitti were next to cross the start-finish line.

Firestone 550 – Saturday, June 8 at Texas Motor Speedway

Helio Castroneves dominated the Firestone 550 at Texas Motor Speedway to take sole possession of first place in the IZOD IndyCar Series championship standings through eight of 19 races.

Driving the Chevrolet-powered No. 3 AAA Insurance Team Penske car, Castroneves led 132 of 228 laps on the 1.5-mile, high-banked oval and won by 4.6919 seconds over reigning series champion Ryan Hunter-Reay in the No. 1 DHL car for Andretti Autosport.

Castroneves is the seventh different winner in eight races this season, and the first to win four IZOD IndyCar Series races at Texas Motor Speedway. It was his first win on an oval since 2010 at Twin Ring Motegi.

It was the first victory of the season for Team Penske and the sixth different team to hoist a trophy in Victory Circle.

Tony Kanaan, who started 13th in the No. 11 Sunoco "Turbo" car, finished third and Ed Carpenter posted his best finish of fourth at the track.

Milwaukee IndyFest – Saturday, June 15 at the Milwaukee Mile

Ryan Hunter-Reay, whose victory in the Milwaukee IndyFest last June was the springboard to claiming the IZOD IndyCar Series championship, repeated the achievement at the historic Milwaukee Mile.

The 32-year-old Fort Lauderdale, Fla., resident overtook race leader Takuma Sato on Lap 198 of 250 and went on to win by 4.809 seconds over Helio Castroneves.

Will Power finished third for his first podium of the season. E.J. Viso and James Hinchcliffe -- Andretti Autosport teammates to Hunter-Reay -- also were in the top five.

The last back-to-back winner at Milwaukee was Tony Kanaan in 2006-07, when he was driving for the Andretti team. It was the 47th IZOD IndyCar Series victory for the team and the fifth at Milwaukee.

Third in the standings entering this Father's Day weekend race, Hunter-Reay heads into the June 23 Iowa Corn Indy 250 presented by DEKALB 16 points behind the front-running Castroneves. Hunter-Reay won at Iowa Speedway last year, and made it three victories in a row at Toronto two weeks later.

An electrical issue on the No. 25 RC Cola car ruined the day for pole sitter Marco Andretti, who entered the race second in the standings and led 61 laps early on. Following repairs, Andretti re-entered the race on Lap 137 and soldiered on to not lose any additional points. He is third in the championship (50 points behind) after placing 20th.

Iowa Corn Indy 250 presented by DEKALB – Sunday, June 23 at Iowa Speedway

James Hinchcliffe, who led 33 total laps on ovals in his previous two IZOD IndyCar Series seasons, led all but 24 to dominate the Iowa Corn Indy 250 presented by DEKALB at Iowa Speedway.

The Toronto native, driving the No. 27 GoDaddy Chevrolet, earned his first victory on an oval. He's the only three-time winner this season and seventh different winner through 10 of 19 races. This time he led Ryan Hunter-Reay across the finish line by 1.509 seconds for the second consecutive Andretti Autosport 1-2 sweep on the .875-mile oval.

Indianapolis 500 champion Tony Kanaan, who had finished first, second and third the previous three outings at Iowa, placed third. Ed Carpenter finished fourth and Graham Rahal earned his second consecutive top-five finish of the season.

Hinchcliffe advanced five positions in the championship standings and is 66 points behind front-runner Helio Castroneves heading into the second half of the season that starts with the Pocono INDYCAR 400 Fueled by Sunoco on July 7 at the 2.5-mile Pocono Raceway.

Castroneves' nine points earned for claiming the Verizon P1 Award in the third heat race is the margin over Hunter-Reay in the standings. Castroneves, driving the No. 3 Hitachi Team Penske car, finished eighth. Marco Andretti, who finished ninth in the No. 25 RC Cola car, is third (-55 points). Seven different teams are represented in the top 10.

Pocono INDYCAR 400 Fueled by Sunoco – Sunday, July 7 at Pocono Raceway

Scott Dixon led a first-ever Chip Ganassi Racing podium sweep to win INDYCAR's return to Pocono Raceway after a 24-year absence. Dixon earned his first victory since Mid-Ohio last August, while Charlie Kimball tied his career high of second and four-time series champion Dario Franchitti finished third.

It was the 100th win in all forms of motorsports for Target, long-time sponsor of Chip Ganassi Racing and the 200th in Indy car competition for engine manufacturer Honda.

Dixon, who earned his 30th Indy car victory, is the eighth different winner in 11 IZOD IndyCar Series races this season. He crossed the finish line .4572 of a second ahead of Kimball in a race slowed by only two cautions for 12 laps. The average speed of 192.864 mph bested Danny Sullivan's Indy car record 170.720 mph in the 1989 race on the 2.5-mile tri-oval.

Will Power placed fourth and Josef Newgarden matched his best finish of fifth at Sao Paulo in May. Indianapolis 500 winner Tony Kanaan's prospects of claiming the \$1 million Fuzzy's Triple Crown bonus vanished on Lap 107 when he moved to overtake Dixon for the lead on the inside entering Turn 1. The right-front wing sustained damage when it clipped the rear of the No. 9 car, and Kanaan pitted three laps later.

Honda Indy Toronto 2 in T.O. Race #1 – Saturday, July 13 at Streets of Toronto's Exhibition Place

Scott Dixon overtook race leader Sebastien Bourdais on Lap 78 and held off the four-time CART champion on a Lap 84 single-file restart to record his second straight win.

It was Dixon's 31st victory, tying Bourdais, Dario Franchitti and Paul Tracy for seventh on the all-time Indy car list. Franchitti finished third in the race Saturday.

Bourdais was 1.7007 seconds back in Toronto in the No. 7 Dragon Racing Chevrolet for his best finish since rejoining Indy car racing in 2011.

Franchitti, who earned the Verizon P1 Award in the No. 10 Target Chip Ganassi Racing Honda, was informed while standing on the podium that he was assessed a 25-second blocking penalty on the final lap that dropped him to 13th.

After the race, INDYCAR officials met with Franchitti and Target Chip Ganassi Racing team members to further review the blocking penalty issued on the final lap. The team presented car data showing steering trace and braking points from the Lap 85 incident with the No. 12 car driven by Will Power. The group also viewed additional video. Upon further review, INDYCAR reinstated Franchitti to his original third-place finishing position.

Andretti Autosport teammate Marco Andretti finished fourth and Tony Kanaan was fifth.

Honda Indy Toronto 2 in T.O. Race #2 – Sunday, July 14 at Streets of Toronto's Exhibition Place

Scott Dixon was dominant in Race 2 of the Honda Indy Toronto -- from the first standing start in IZOD IndyCar Series history to the completion of 85 laps.

Dixon, who won Race 1 of the Honda Indy Toronto by 1.7 seconds over Sebastien Bourdais on July 14, won Race 2 under caution because of a late accident to sweep the weekend doubleheader and earn the \$100,000 SONAX Perfect Finish Award.

It was the third consecutive victory for two-time series champion Dixon, who will celebrate his 33rd birthday July 22. His last three-in-a-row stretch was in 2007 (Watkins Glen, Nashville, Mid-Ohio), and the last in the series was accomplished by Ryan Hunter-Reay (Milwaukee, Iowa, Toronto) en route to his 2012 series championship.

Dixon also earned his 32nd Indy car victory to overtake Dario Franchitti, Bourdais and Paul Tracy for seventh on the all-time list.

Helio Castroneves, who entered the race with a 39-point lead over Hunter-Reay in the championship standings, finished second and is 29 points clear of Dixon. Bourdais earned his second consecutive podium finish (his first since 2007), and Franchitti finished fourth. E.J. Viso, who started 10th, placed fifth.

Honda Indy 200 at Mid-Ohio – Sunday, Aug. 4 at Mid-Ohio Sports Car Course

Charlie Kimball overtook Simon Pagenaud at the end of the long backstretch on Lap 73 of 90 and went on to win the Honda Indy 200 at Mid-Ohio for his first IZOD IndyCar Series victory.

Kimball led a field-high 46 laps in the caution-free race (the first since Mid-Ohio last year). Through his previous 44 starts, he led a total of 15 laps (12 this season).

Kimball, who pitted for the third and final time on Lap 65, caught the front-running Pagenaud on the backstretch on Lap 73 seconds after Pagenaud exited pit lane for his final service stop. On cold tires, Pagenaud couldn't hold off the charging Kimball.

The Camarillo, Calif., native was the ninth different winner in 14 races this season and the fourth first-time winner. In the previous five seasons, there were five total first-time winners. Four different teams were represented in the top five.

Pagenaud was 5.533 seconds behind Kimball to record his first podium finish since winning Race 2 of the Detroit doubleheader weekend in early June. Dario Franchitti finished third in the No. 10 GE car for Target Chip Ganassi Racing to provide Honda a podium sweep. Will Power finished fourth and pole sitter Ryan Hunter-Reay was fifth.

Helio Castroneves finished sixth - three-tenths of a second ahead of Scott Dixon - to increase his championship points lead over the two-time series champion to 31 with five races remaining. Hunter-Reay is third (65 points back) heading to the Aug. 25 GoPro Grand Prix of Sonoma.



OFFICIAL BOX SCORE
IZOD IndyCar Series
Honda Grand Prix of St Petersburg
March 24, 2013



FP	SP	Car	Driver	Car Name	Laps		Pts	Total Pts	Standings
					Comp	Running/Reason Out			
1	4	27	James Hinchcliffe	GoDaddy Chevrolet	110	Running	51	51	1
2	5	3	Helio Castroneves	Hitachi Team Penske Chevrolet	110	Running	43	43	2
3	7	25	Marco Andretti	RC Cola Chevrolet	110	Running	35	35	3
4	11	11	Tony Kanaan	Hydroxycut KVRT - SH Racing Chevrolet	110	Running	32	32	4
5	20	9	Scott Dixon	Target Chip Ganassi Racing Honda	110	Running	30	30	5
6	3	78	Simona de Silvestro	Nuclear Entergy Areva KVRT Chevrolet	110	Running	28	28	6
7	22	5	EJ Viso	Team Venezuela/Andretti Autosport/HVM Chevrolet	110	Running	26	26	7
8	2	14	Takuma Sato	ABC Supply A.J. Foyt Racing Honda	110	Running	24	24	8
9	13	19	Justin Wilson	Dale Coyne Racing Honda	110	Running	22	22	9
10	17	98	Alex Tagliani	Barracuda Racing Honda	110	Running	20	20	10
11	21	7	Sebastien Bourdais	Dragon Racing Chevrolet	110	Running	19	19	11
12	14	83	Charlie Kimball	NovoLog FlexPen Honda	110	Running	18	18	12
13	15	15	Graham Rahal	Midas/Big O Tires Honda	110	Running	17	17	13
14	23	20	Ed Carpenter	Fuzzy's Vodka/Ed Carpenter Racing Chevrolet	110	Running	16	16	14
15	18	16	James Jakes	Acorn Stairlifts Honda	110	Running	15	15	16
16	1	12	Will Power	Verizon Team Penske Chevrolet	107	Running	16	16	15
17	12	22	Oriol Servia	Panther DRR Chevrolet	104	Running	14	14	17
18	8	1	Ryan Hunter-Reay	DHL Chevrolet	79	Mechanical	12	12	18
19	24	4	JR Hildebrand	National Guard Panther Racing Chevrolet	78	Contact	11	11	19
20	9	6	Sebastian Saavedra	Dragon Racing Chevrolet	72	Contact	10	10	20
21	6	55	Tristan Vautier (R)	Florida Lottery c/w Schmidt Peterson Honda	69	Mechanical	9	9	21
22	25	18	Ana Beatriz	Dale Coyne Racing Honda	55	Mechanical	8	8	22
23	16	67	Josef Newgarden	Sarah Fisher Hartman Racing Honda	50	Mechanical	7	7	23
24	19	77	Simon Pagenaud	Schmidt Hamilton HP Motorsports Honda	26	Mechanical	6	6	24
25	10	10	Dario Franchitti	Target Chip Ganassi Racing Honda	18	Contact	5	5	25

Time of Race: 02:22:12.5502 Avg Speed: 83.539 Margin of Victory: 1.0982 seconds Lead Changes: 4 Caution Laps: 29
 Fastest Lap: 103.303 mph (62.7279 sec) on lap 3 by 12 - Will Power Fastest Leader Lap: 103.303 mph (62.7279 sec) on lap 3 by 12 - Will Power
 Verizon P1 Award (\$10,000): Will Power (1:01.2070; 105.870 mph)
 IZOD IndyCar Series Bonus Awards: James Hinchcliffe (\$35,000), Helio Castroneves (\$25,000), Marco Andretti (\$20,000), Tony Kanaan (\$15,000), Scott Dixon (\$10,000)
 Legend: R = Sunoco Rookie of the Year Candidate All Cars use fourth-generation IZOD IndyCar Series chassis (IR-12) and Firestone Tires

Lap Leaders:

Laps	Car #	Driver
1-26	12	Power, Will
27-45	3	Castroneves, Helio
46-61	22	Servia, Oriol
62-84	3	Castroneves, Helio
85-110	27	Hinchcliffe, James

Lap Leader Summary:

Car	Driver	Times	Laps
3	Castroneves, Helio	2	42
12	Power, Will	1	26
27	Hinchcliffe, James	1	26
22	Servia, Oriol	1	16

Caution Flags:

No	Duration	Total	Reason for Caution
1	20 to 25	6	Contact: Car 10 in Turn 3
2	28 to 31	4	Contact: Cars 4 & 6 in Turn 10
3	45 to 53	9	Debris: Turn 14
4	74 to 83	10	Contact: Car 6 in Turn 10

Penalties:

Car	Reason	Lap	Penalty
			No Penalties



OFFICIAL BOX SCORE
IZOD IndyCar Series
Honda Indy Grand Prix of Alabama
April 7, 2013



FP	SP	Car	Driver	Car Name	Laps		Pts	Total Pts	Standings
					Comp	Running/Reason Out			
1	1	1	Ryan Hunter-Reay	DHL Chevrolet	90	Running	54	66	3
2	4	9	Scott Dixon	Target Chip Ganassi Racing Honda	90	Running	40	70	2
3	6	3	Helio Castroneves	AAA Insurance Team Penske Chevrolet	90	Running	36	79	1
4	5	83	Charlie Kimball	Race With Insulin Honda	90	Running	33	51	6
5	2	12	Will Power	Verizon Team Penske Chevrolet	90	Running	31	47	8
6	13	77	Simon Pagenaud	Schmidt Hamilton HP Motorsports Honda	90	Running	28	34	14
7	7	25	Marco Andretti	RC Cola Chevrolet	90	Running	26	61	4
8	8	19	Justin Wilson	Dale Coyne Racing Honda	90	Running	24	46	9
9	22	67	Josef Newgarden	Sarah Fisher Hartman Racing Honda	90	Running	22	29	16
10	3	55	Tristan Vautier (R)	Schmidt Peterson Motorsports Honda	90	Running	20	29	17
11	15	98	Alex Tagliani	Barracuda Racing Honda	90	Running	19	39	13
12	16	5	EJ Viso	Team Venezuela-Andretti Autosport-HVM Honda	90	Running	18	44	10
13	19	11	Tony Kanaan	Mouser KV Racing Technology - SH Racing Chevrolet	90	Running	17	49	7
14	12	14	Takuma Sato	ABC Supply Co. A.J. Foyt Racing Honda	90	Running	16	40	12
15	18	22	Oriol Servia	Panther DRR Chevrolet	90	Running	15	29	18
16	23	7	Sebastien Bourdais	Dragon Racing Chevrolet	90	Running	14	33	15
17	24	4	JR Hildebrand	National Guard Panther Racing Chevrolet	90	Running	13	24	21
18	14	78	Simona de Silvestro	Nuclear Entergy Areva KVRT Chevrolet	90	Running	12	40	11
19	10	2	AJ Allmendinger	IZOD Team Penske Chevrolet	90	Running	11	11	25
20	9	6	Sebastian Saavedra	Dragon Racing Chevrolet	90	Running	10	20	23
21	21	15	Graham Rahal	Midas/Big O Tires Honda	90	Running	9	26	19
22	26	20	Ed Carpenter	Fuzzy's Vodka Ed Carpenter Racing Chevrolet	89	Running	8	24	20
23	11	16	James Jakes	Acorn Stairlifts Honda	86	Running	7	22	22
24	25	18	Ana Beatriz	Ipiranga Honda	65	Mechanical	6	14	24
25	17	10	Dario Franchitti	Banana Boat Honda	42	Mechanical	5	10	26
26	20	27	James Hinchcliffe	GoDaddy.com Chevrolet	3	Contact	5	56	5

Time of Race: 01:52:04.5450 Avg Speed: 110.818 Margin of Victory: 0.6363 seconds Lead Changes: 6 among 4 drivers Caution Laps: 4
Fastest Lap: 120.014 mph (68.9918 sec) on lap 83 by 16 - James Jakes Fastest Leader Lap: 118.172 mph (70.0671 sec) on lap 83 by 1 - Ryan Hunter-Reay
Verizon P1 Award (\$10,000): Ryan Hunter-Reay (1:07.0871, 123.422 mph)
Bonus Awards: Ryan Hunter-Reay (\$35,000), Scott Dixon (\$25,000), Helio Castroneves (\$20,000), Charlie Kimball (\$15,000) Will Power (\$10,000)
Legend: R = Sunoco Rookie of the Year candidate All cars use fourth-generation Dallara chassis (IR-12) and Firestone Tires

Lap Leaders:

Laps	Car #	Driver
1-26	1	Hunter-Reay, Ryan
27-30	12	Power, Will
31-42	1	Hunter-Reay, Ryan
43-45	83	Kimball, Charlie
46-50	12	Power, Will
51-75	3	Castroneves, Helio
76-90	1	Hunter-Reay, Ryan

Lap Leader Summary:

Car	Driver	Times	Laps
1	Hunter-Reay, Ryan	3	53
3	Castroneves, Helio	1	25
12	Power, Will	2	9
83	Kimball, Charlie	1	3

Caution Flags:

No	Duration	Total	Reason for Caution
1	2 to 5	4	Debris: Turn 9

Penalties:

Car	Reason	Lap	Penalty
0	No Penalties		



OFFICIAL BOX SCORE
IZOD IndyCar Series
Toyota Grand Prix of Long Beach
April 21, 2013



FP	SP	Car	Driver	Car Name	Laps		Pts	Total Pts	Standings
					Comp	Running/Reason Out			
1	4	14	Takuma Sato	ABC Supply Co./A.J. Foyt Racing Honda	80	Running	53	93	2
2	11	15	Graham Rahal	Midas/Big O Tires Honda	80	Running	40	66	7
3	24	19	Justin Wilson	Dale Coyne Racing Honda	80	Running	35	81	5
4	1	10	Dario Franchitti	Target Chip Ganassi Racing Honda	80	Running	34	44	20
5	12	4	JR Hildebrand	National Guard Panther Racing Chevrolet	80	Running	30	54	15
6	18	22	Oriol Servia	Panther DRR Chevrolet	80	Running	28	57	14
7	25	25	Marco Andretti	RC Cola Chevrolet	80	Running	26	87	4
8	17	77	Simon Pagenaud	Schmidt Hamilton HP Motorsports Honda	80	Running	24	58	13
9	19	78	Simona de Silvestro	Nuclear Entergy Areva KVRT Chevrolet	80	Running	22	62	9
10	6	3	Helio Castroneves	Auto Club Team Penske Chevrolet	80	Running	20	99	1
11	26	9	Scott Dixon	Target Chip Ganassi Racing Honda	80	Running	19	89	3
12	13	16	James Jakes	Acorn Stairlifts Honda	80	Running	18	40	22
13	16	67	Josef Newgarden	Sarah Fisher Hartman Racing Honda	80	Running	17	46	19
14	22	18	Ana Beatriz	Ipiranga Honda	80	Running	16	30	24
15	15	7	Sebastien Bourdais	Dragon Racing Chevrolet	80	Running	15	48	18
16	3	12	Will Power	Verizon Team Penske Honda	80	Running	15	62	8
17	27	55	Tristan Vautier (R)	Schmidt Peterson Motorsports Honda	80	Running	13	42	21
18	23	20	Ed Carpenter	Fuzzy's Vodka/Ed Carpenter Racing Chevrolet	80	Running	12	36	23
19	21	98	Alex Tagliani	Barracuda Racing Honda	79	Running	11	50	17
20	8	11	Tony Kanaan	Hydroxycut KV Racing Technology-SH Racing	78	Contact	10	59	12
21	9	83	Charlie Kimball	NovoLog FlexPen Honda	78	Running	9	60	11
22	10	5	EJ Viso	Team Venezuela-Andretti Autosport-HVM Chevrolet	53	Running	8	52	16
23	14	2	AJ Allmendinger	Penske Automotive Chevrolet	51	Mechanical	7	18	26
24	2	1	Ryan Hunter-Reay	DHL Chevrolet	49	Contact	7	73	6
25	5	17	Mike Conway	blu eCigs Honda	38	Electrical	5	5	27
26	7	27	James Hinchcliffe	GoDaddy.com Chevrolet	34	Contact	5	61	10
27	20	6	Sebastian Saavedra	Dragon Racing Chevrolet	1	Contact	5	25	25

Time of Race: 01:50:08.7155 Avg Speed: 85.763 Margin of Victory: Under Caution Lead Changes: 4 Caution Laps: 16
 Fastest Lap: 102.619 mph (69.0401 sec) on lap 45 by 5 - EJ Viso Fastest Leader Lap: 102.404 mph (69.1851 sec) on lap 70 by 14 - Takuma Sato
 Verizon P1 Award: Dario Franchitti (1:07.2379; 105.369 mph)
 Bonus Awards: Takuma Sato (\$35,000), Graham Rahal (\$25,000), Justin Wilson (\$20,000), Dario Franchitti (\$15,000), JR Hildebrand (\$10,000)
 Legend: R = Rookie All Cars use fourth-generation Dallara chassis (IR12) and Firestone Tires

Lap Leaders:

Laps	Car #	Driver
1-6	10	Franchitti, Dario
7	1	Hunter-Reay, Ryan
8-28	10	Franchitti, Dario
29-30	12	Power, Will
31-80	14	Sato, Takuma

Lap Leader Summary:

Car	Driver	Times	Laps
14	Sato, Takuma	1	50
10	Franchitti, Dario	2	27
12	Power, Will	1	2
1	Hunter-Reay, Ryan	1	1

Caution Flags:

No	Duration	Total	Reason for Caution
1	3 to 6	4	Contact: Car 6 in Turn 10
2	30 to 33	4	Contact: Cars 83 & 98 in Turn 8
3	35 to 37	3	Contact: Cars 11 & 27 in Turn 1
4	51 to 54	4	Contact: Car 1 in Turn 8
5	80 to 80	1	Contact: Cars 11 and 22 in turn 1

Penalties:

Car	Reason	Lap	Penalty
55	Avoidable Contact	2	Drive-Through
55	Pit Safety Infraction	56	Drive-Through
22	Avoidable Contact	79	30 Second Post Race



OFFICIAL BOX SCORE
IZOD IndyCar Series
Itaipava Sao Paulo Indy 300 presented by Nestle
May 5, 2013



FP	SP	Car	Driver	Car Name	Laps		Pts	Total Pts	Standings
					Comp	Running/Reason Out			
1	5	27	James Hinchcliffe	GoDaddy.com Chevrolet	75	Running	51	112	4
2	12	14	Takuma Sato	ABC Supply Co./A.J. Foyt Racing Honda	75	Running	43	136	1
3	10	25	Marco Andretti	RC Cola Chevrolet	75	Running	36	123	2
4	13	22	Oriol Servia	Panther DRR Chevrolet	75	Running	32	89	8
5	25	67	Josef Newgarden	Sarah Fisher Hartman Racing Honda	75	Running	30	76	13
6	2	5	EJ Viso	Team Venezuela-Andretti Autosport-HVM Chevrolet	75	Running	28	80	11
7	3	10	Dario Franchitti	Lexar Honda	75	Running	26	70	15
8	8	78	Simona de Silvestro	Nuclear Entergy Areva KVRT Chevrolet	75	Running	24	86	9
9	23	77	Simon Pagenaud	Schmidt Hamilton HP Motorsports Honda	75	Running	22	80	12
10	17	83	Charlie Kimball	Novo Nordisk Honda	75	Running	20	80	10
11	1	1	Ryan Hunter-Reay	DHL Chevrolet	75	Running	21	94	6
12	15	98	Alex Tagliani	Barracuda Racing Honda	75	Running	18	68	19
13	18	3	Helio Castroneves	Hitachi Team Penske Chevrolet	75	Running	17	116	3
14	7	7	Sebastien Bourdais	Dragon Racing Chevrolet	75	Running	17	65	20
15	11	4	JR Hildebrand	National Guard Panther Racing Chevrolet	75	Running	16	70	16
16	21	55	Tristan Vautier (R)	Schmidt Peterson Motorsports Honda	75	Running	14	56	21
17	24	16	James Jakes	Acorn Stairlifts Honda	75	Running	13	53	22
18	6	9	Scott Dixon	Target Chip Ganassi Racing Honda	75	Running	12	101	5
19	20	6	Sebastian Saavedra	Dragon Racing Chevrolet	75	Running	11	36	24
20	9	19	Justin Wilson	Dale Coyne Racing Honda	73	Running	10	91	7
21	4	11	Tony Kanaan	Itaipava-KV Racing Technology-SH Racing Chevrolet	72	Running	10	69	17
22	19	15	Graham Rahal	blu Ecigs Honda	71	Running	8	74	14
23	14	20	Ed Carpenter	Fuzzy's Vodka/Ed Carpenter Racing Chevrolet	71	Running	7	43	23
24	22	12	Will Power	Verizon Team Penske Chevrolet	17	Mechanical	6	68	18
25	16	18	Ana Beatriz	Ipiranga Honda	6	Mechanical	5	35	25

Time of Race: 02:09:34.7383 Avg Speed: 88.070 Margin of Victory: 0.3463 seconds Lead Changes: 9 Caution Laps: 19
Fastest Lap: 113.501 mph (80.4364 sec) on lap 60 by 11 - Tony Kanaan Fastest Leader Lap: 112.561 mph (81.1083 sec) on lap 31 by 7 - Sebastien Bourdais
Verizon P1 Award (\$10,000): #1 Ryan Hunter-Reay (1:20.4312, 113.508 mph)
Bonus Awards: James Hinchcliffe (\$35,000), Takuma Sato (\$25,000), Marco Andretti (\$20,000), Oriol Servia (\$15,000), Josef Newgarden (\$10,000)
Legend: R = Rookie All Cars use fourth-generation IZOD IndyCar Series Dallara Chassis (IR-12) and Firestone Tires

Lap Leaders:

Laps	Car #	Driver
1-9	1	Hunter-Reay, Ryan
10-20	11	Kanaan, Tony
21-33	7	Bourdais, Sebastien
34-37	14	Sato, Takuma
38-44	1	Hunter-Reay, Ryan
45	11	Kanaan, Tony
46-52	25	Andretti, Marco
53-56	4	Hildebrand, JR
57-74	14	Sato, Takuma
75	27	Hinchcliffe, James

Lap Leader Summary:

Car	Driver	Times	Laps
14	Sato, Takuma	2	22
1	Hunter-Reay, Ryan	2	16
7	Bourdais, Sebastien	1	13
11	Kanaan, Tony	2	12
25	Andretti, Marco	1	7
4	Hildebrand, JR	1	4
27	Hinchcliffe, James	1	1

Caution Flags:

No	Duration	Total	Reason for Caution
1	7 to 8	2	Stall: Car 18 in Turn 10
2	19 to 22	4	Stall: Car 12 on Frontstretch
3	24 to 25	2	Contact: Cars 15 & 20 in Turn 2
4	37 to 38	2	Debris: in Turn 2
5	40 to 43	4	Contact: Cars 3,4,7,77 & 83 in Turn 8
6	52 to 53	2	Stall: Car 11 on Frontstretch
7	56 to 58	3	Contact: Car 19 in Turn 5

Penalties:

Car	Reason	Lap	Penalty
16	Entered Closed Pit	25	Required Pit Stop
3	Entered Closed Pit	42	Required Pit Stop
7	Entered Closed Pit	42	Required Pit Stop
77	Entered Closed Pit	42	Required Pit Stop



OFFICIAL BOX SCORE
IZOD IndyCar Series
Indianapolis 500 Mile Race
May 26, 2013



FP	SP	Car	Driver	Car Name	Laps		Pts	Total Pts	Standings	Series	Designated	Total
					Comp	Running/Reason Out				Awards	Awards	Awards
1	12	11	Tony Kanaan	Hydroxycut KV Racing Technology-SH Racing Chevrolet	200	Running	55	124	7	\$2,112,500	\$240,855	\$2,353,355
2	2	26	Carlos Munoz (R)	Unistraw Chevrolet	200	Running	54	54	25	875,000	89,205	\$964,205
3	7	1	Ryan Hunter-Reay	DHL Chevrolet	200	Running	44	138	4	562,500	20,505	\$583,005
4	3	25	Marco Andretti	RC Cola Chevrolet	200	Running	45	168	1	387,500	82,255	\$469,755
5	14	19	Justin Wilson	Dale Coyne Racing Honda	200	Running	34	125	6	337,500	305	\$337,805
6	8	3	Helio Castroneves	Shell V-Power/Pennzoil Ultra Team Penske Chevrolet	200	Running	36	152	3	262,500	51,255	\$313,755
7	5	2	AJ Allmendinger (R)	IZOD Team Penske Chevrolet	200	Running	37	55	24	225,000	36,155	\$261,155
8	21	77	Simon Pagenaud	Schmidt Hamilton HP Motorsports Honda	200	Running	28	108	10	262,500	305	\$262,805
9	19	83	Charlie Kimball	NovoLog FlexPen Honda	200	Running	26	106	11	262,500	6,805	\$269,305
10	1	20	Ed Carpenter	Fuzzy's Vodka Ed Carpenter Racing Chevrolet	200	Running	38	81	18	262,500	143,455	\$405,955
11	13	22	Oriol Servia	Panther DRR Chevrolet	200	Running	23	112	9	262,500	8,805	\$271,305
12	23	8	Ryan Briscoe	NTT DATA Honda	200	Running	22	22	28	225,000	5,555	\$230,555
13	18	14	Takuma Sato	ABC Supply Co./A.J. Foyt Racing Honda	200	Running	21	157	2	262,500	2,305	\$264,805
14	16	9	Scott Dixon	Target Chip Ganassi Racing Honda	200	Running	21	122	8	262,500	5,505	\$268,005
15	29	18	Ana Beatriz	Ipiranga Honda	200	Running	18	53	26	262,500	305	\$262,805
16	28	55	Tristan Vautier (R)	Lucas Oil/Schmidt Peterson Motorsports Honda	200	Running	17	73	22	225,000	2,305	\$227,305
17	24	78	Simona De Silvestro	Nuclear Energy Areva KVRT Chevrolet	200	Running	17	103	13	262,500	305	\$262,805
18	4	5	EJ Viso	Team Venezuela PDVSA Citgo Chevrolet	200	Running	24	104	12	262,500	14,055	\$276,555
19	6	12	Will Power	Verizon Team Penske Chevrolet	200	Running	21	89	14	262,500	10,755	\$273,255
20	20	16	James Jakes	Acorn Stairlifts Honda	199	Running	15	68	23	225,000	2,555	\$227,555
21	9	27	James Hinchcliffe	GoDaddy Chevrolet	199	Running	16	128	5	262,500	5,455	\$267,955
22	31	41	Conor Daly (R)	ABC Supply Co./A.J. Foyt Racing Honda	198	Running	11	11	29	225,000	2,305	\$227,305
23	17	10	Dario Franchitti	Target Chip Ganassi Racing Honda	197	Contact	11	81	17	262,500	15,305	\$277,805
24	11	98	Alex Tagliani	Barracuda Racing Honda	196	Running	11	79	20	262,500	755	\$263,255
25	26	15	Graham Rahal	Midas/Big O Tires Honda	193	Contact	8	82	16	262,500	305	\$262,805
26	33	81	Katherine Legge	Angie's List Schmidt Peterson Pelfrey Honda	193	Running	8	8	31	225,000	305	\$225,305
27	22	60	Townsend Bell	Sunoco "Turbo" Panther Racing Chevrolet	192	Running	10	10	30	225,000	12,255	\$237,255
28	25	21	Josef Newgarden	Sarah Fisher Hartman/Century 21 Honda	191	Running	8	84	15	262,500	1,805	\$264,305
29	15	7	Sebastien Bourdais	Dragon Racing Chevrolet	178	Contact	9	74	21	262,500	305	\$262,805
30	30	63	Pippa Mann	Cyclops Gear.com Honda	46	Contact	8	8	32	225,000	305	\$225,305
31	32	91	Buddy Lazier	Spirit of Oklahoma Chevrolet	44	Mechanical	8	8	33	225,000	5,305	\$230,305
32	27	6	Sebastian Saavedra	Dragon Racing Chevrolet	34	Contact	8	44	27	225,000	305	\$225,305
33	10	4	JR Hildebrand	National Guard Panther Racing Chevrolet	3	Contact	9	79	19	262,500	1,805	\$264,305

Time of Race: 02:40:03.4181 Avg Speed: 187.433 Margin of Victory: Under Caution Lead Changes: 68 Caution Laps: 21
Fastest Lap: 226.940 mph (39.6580 sec) on lap 185 by 19 - Justin Wilson Fastest Leader Lap: 223.651 mph (40.2413 sec) on lap 184 by 26 - Carlos Munoz
Verizon P1 Award: #20 Ed Carpenter (157.3689, 228.762 mph)
Legend: R = Indianapolis 500 Rookie All Cars use fourth-generation IZOD IndyCar Series Dallara chassis (IR-12) and Firestone tires

Lap Leaders:

Lap Leader Summary:

Caution Flags:

Laps	Car #	Driver	Car	Driver	Times	Laps	No	Duration	Total	Reason for Caution
1-8	20	Carpenter, Ed	20	Carpenter, Ed	6	37	1	4 to 6	3	Contact: Car 4 in Turn 2
9	11	Kanaan, Tony	11	Kanaan, Tony	15	34	2	35 to 42	8	Contact: Car 6 in Turn 4
10-12	20	Carpenter, Ed	25	Andretti, Marco	15	31	3	57 to 60	4	Spin: Car 14 in Turn 2
13-14	11	Kanaan, Tony	1	Hunter-Reay, Ryan	13	26	4	194 to 196	3	Contact: Car 15 in Turn 2
15-16	25	Andretti, Marco	2	Allmendinger, AJ	3	23	5	198 to 200	3	Contact: Car 10 in Turn 1
17-20	11	Kanaan, Tony	12	Power, Will	2	16				
21-22	25	Andretti, Marco	26	Munoz, Carlos	5	12				
23	11	Kanaan, Tony	27	Hinchcliffe, James	3	7				
24-26	25	Andretti, Marco	16	Jakes, James	1	5				
27-28	11	Kanaan, Tony	5	Viso, EJ	2	5				
29	25	Andretti, Marco	3	Castroneves, Helio	1	1				
30	1	Hunter-Reay, Ryan	60	Bell, Townsend	1	1				
31-32	12	Power, Will	98	Tagliani, Alex	1	1				
33-37	16	Jakes, James	9	Dixon, Scott	1	1				
38-42	20	Carpenter, Ed								
43	25	Andretti, Marco								
44-50	20	Carpenter, Ed								
51-53	25	Andretti, Marco								
54-58	20	Carpenter, Ed								
59-60	1	Hunter-Reay, Ryan								
61	25	Andretti, Marco								
62-63	1	Hunter-Reay, Ryan								
64-72	20	Carpenter, Ed								
73-74	11	Kanaan, Tony								
75-88	12	Power, Will								
89	11	Kanaan, Tony								
90	5	Viso, EJ								
91-92	26	Munoz, Carlos								
93-97	11	Kanaan, Tony								
98-111	2	Allmendinger, AJ								
112	11	Kanaan, Tony								
113-114	25	Andretti, Marco								
115-120	11	Kanaan, Tony								
121	1	Hunter-Reay, Ryan								
122	26	Munoz, Carlos								
123	98	Tagliani, Alex								
124	60	Bell, Townsend								
125	27	Hinchcliffe, James								
126-130	25	Andretti, Marco								
131	1	Hunter-Reay, Ryan								
132-135	5	Viso, EJ								
136	1	Hunter-Reay, Ryan								
137-142	2	Allmendinger, AJ								
143-144	1	Hunter-Reay, Ryan								
145	3	Castroneves, Helio								
146-150	25	Andretti, Marco								
151	1	Hunter-Reay, Ryan								
152-154	26	Munoz, Carlos								
155	9	Dixon, Scott								
156-157	27	Hinchcliffe, James								
158-164	1	Hunter-Reay, Ryan								
165-167	2	Allmendinger, AJ								
168	25	Andretti, Marco								
169	1	Hunter-Reay, Ryan								
170	25	Andretti, Marco								
171	1	Hunter-Reay, Ryan								
172-173	25	Andretti, Marco								
174	11	Kanaan, Tony								
175	25	Andretti, Marco								
176-177	11	Kanaan, Tony								
178	26	Munoz, Carlos								
179	25	Andretti, Marco								
180-184	26	Munoz, Carlos								
185-188	27	Hinchcliffe, James								
189	11	Kanaan, Tony								
190	1	Hunter-Reay, Ryan								
191-192	11	Kanaan, Tony								
193-197	1	Hunter-Reay, Ryan								
198-200	11	Kanaan, Tony								



OFFICIAL BOX SCORE

IZOD IndyCar Series

Chevrolet Indy Dual in Detroit presented by Quicken Loans #1

June 1, 2013



FP	SP	Car	Driver	Car Name	Laps		Pts	Total Pts	Standings
					Comp	Running/Reason Out			
1	2	18	Mike Conway	Dale Coyne Racing Honda	70	Running	53	58	24
2	4	1	Ryan Hunter-Reay	DHL Chevrolet	70	Running	41	179	2
3	16	19	Justin Wilson	Dale Coyne Racing Honda	70	Running	36	161	5
4	15	9	Scott Dixon	Target Chip Ganassi Racing Honda	70	Running	32	154	6
5	12	3	Helio Castroneves	Hitachi Team Penske Chevrolet	70	Running	30	182	1
6	11	10	Dario Franchitti	Suave Honda	70	Running	29	110	14
7	24	67	Josef Newgarden	Sarah Fisher Hartman Racing Honda	70	Running	26	110	15
8	9	12	Will Power	Verizon Team Penske Chevrolet	70	Running	24	113	13
9	23	15	Graham Rahal	Midas/Big O Tires Honda	70	Running	22	104	16
10	3	16	James Jakes	Acorn Stairlifts Honda	70	Running	20	88	19
11	6	55	Tristan Vautier (R)	Schmidt Peterson Motorsports Honda	70	Running	19	92	18
12	8	77	Simon Pagenaud	Schmidt Hamilton HP Motorsports Honda	70	Running	18	126	9
13	19	11	Tony Kanaan	Hippino.com KV Racing Technology-SH Racing Chevrolet	70	Running	17	141	8
14	25	83	Charlie Kimball	NovoLog FlexPen Honda	70	Running	16	122	10
15	20	27	James Hinchcliffe	GoDaddy Chevrolet	70	Running	15	143	7
16	17	78	Simona De Silvestro	Nuclear Entergy Areva KVRT Chevrolet	70	Running	14	117	12
17	1	5	EJ Viso	Team Venezuela PDVSA Citgo Chevrolet	70	Running	13	117	11
18	22	20	Ed Carpenter	Fuzzy's Vodka/Ed Carpenter Racing Chevrolet	69	Running	12	93	17
19	7	14	Takuma Sato	ABC Supply Co./A.J. Foyt Racing Honda	68	Running	11	168	4
20	18	25	Marco Andretti	RC Cola Chevrolet	67	Running	10	178	3
21	21	4	Ryan Briscoe	National Guard Panther Racing Chevrolet	66	Contact	9	31	28
22	10	6	Sebastian Saavedra	Dragon Racing Chevrolet	32	Contact	8	52	27
23	5	98	Alex Tagliani	Barracuda Racing Honda	28	Contact	7	86	20
24	14	7	Sebastien Bourdais	Dragon Racing Chevrolet	19	Mechanical	6	80	21
25	13	2	AJ Allmendinger	Quicken Loans Team Penske Chevrolet	0	Contact	5	60	23

Time of Race: 01:48:45.4309 Avg Speed: 90.753 Margin of Victory: 12.9707 seconds Lead Changes: 4 Caution Laps: 14
 Fastest Lap: 108.678 mph (77.8447 sec) on Lap 47 by 18 - Mike Conway Fastest Leader Lap: 108.678 mph (77.8447 sec) on Lap 47 by 18 - Mike Conway
 Verizon P1 Award (\$10,000): #10 Dario Franchitti (79.3311, 106.642 mph)
 Bonus Awards: Mike Conway (\$35,000), Ryan Hunter-Reay (\$25,000), Justin Wilson (\$20,000), Scott Dixon (\$15,000), Helio Castroneves (\$10,000)
 Legend: R = Rookie All cars use fourth-generation IZOD IndyCar Series Dallara chassis (IR-12) and Firestone tires

Lap Leaders:

Laps	Car #	Driver
1-23	18	Conway, Mike
24-43	1	Hunter-Reay, Ryan
44-52	18	Conway, Mike
53-55	19	Wilson, Justin
56-70	18	Conway, Mike

Lap Leader Summary:

Car	Driver	Times	Laps
18	Conway, Mike	3	47
1	Hunter-Reay, Ryan	1	20
19	Wilson, Justin	1	3

Caution Flags:

No	Duration	Total	Reason for Caution
1	1 to 3	3	Contact: Cars 2 & 9 in Turn 4
2	25 to 30	6	Stall: Car 14 in Turn 3
3	34 to 38	5	Contact: Car 6 in Turn 5

Penalties:

Car	Reason	Lap	Penalty
5	Passing before the Green Flag	41	Drive-Through



OFFICIAL BOX SCORE

IZOD IndyCar Series

Chevrolet Indy Dual in Detroit presented by Quicken Loans #2

June 2, 2013



FP	SP	Car	Driver	Car Name	Laps		Pts	Total Pts	Standings
					Comp	Running/Reason Out			
1	6	77	Simon Pagenaud	Schmidt Hamilton HP Motorsports Honda	70	Running	51	177	5
2	2	16	James Jakes	Acorn Stairlifts Honda	70	Running	42	130	12
3	1	18	Mike Conway	Dale Coyne Racing Honda	70	Running	39	97	21
4	7	9	Scott Dixon	Target Chip Ganassi Racing Honda	70	Running	32	186	4
5	16	10	Dario Franchitti	Suave Honda	70	Running	30	140	11
6	14	25	Marco Andretti	RC Cola Chevrolet	70	Running	28	206	2
7	18	83	Charlie Kimball	NovoLog FlexPen Honda	70	Running	27	149	10
8	9	3	Helio Castroneves	Hitachi Team Penske Chevrolet	70	Running	24	206	1
9	15	15	Graham Rahal	Midas/Big O Tires Honda	70	Running	22	126	14
10	11	6	Sebastian Saavedra	Dragon Racing Chevrolet	70	Running	20	72	24
11	22	7	Sebastien Bourdais	Dragon Racing Chevrolet	70	Running	19	99	20
12	19	11	Tony Kanaan	Hippino.com KV Racing Technology/SH Racing Chevrolet	70	Running	19	160	8
13	13	4	Ryan Briscoe	National Guard Panther Racing Chevrolet	69	Running	17	48	28
14	20	55	Tristan Vautier (R)	Schmidt Peterson Motorsports Honda	69	Running	17	109	18
15	23	20	Ed Carpenter	Fuzzy's Vodka/Ed Carpenter Racing Chevrolet	66	Running	15	108	19
16	24	67	Josef Newgarden	Sarah Fisher Hartman Racing Honda	64	Running	14	124	16
17	5	5	E.J. Viso	Team Venezuela PDVSA Citgo Chevrolet	61	Running	13	130	13
18	4	1	Ryan Hunter-Reay	DHL Chevrolet	59	Running	12	191	3
19	10	27	James Hinchcliffe	GoDaddy Chevrolet	57	Running	11	154	9
20	3	12	Will Power	Verizon Team Penske Chevrolet	53	Running	11	124	15
21	25	98	Alex Tagliani	Barracuda Racing Honda	27	Contact	9	95	22
22	8	19	Justin Wilson	Dale Coyne Racing Honda	27	Contact	8	169	7
23	21	14	Takuma Sato	ABC Supply Co/A.J. Foyt Racing Honda	23	Contact	7	175	6
24	17	78	Simona De Silvestro	Nuclear Enterogy Areva KVRT Chevrolet	8	Contact	6	123	17
25	12	2	AJ Allmendinger	Quicken Loans Team Penske Chevrolet	0	Contact	5	65	25

Time of Race: 01:56:14.7861 Avg Speed: 84.906 Margin of Victory: 5.6274 seconds Lead Changes: 8 Caution Laps: 22

Fastest Lap: 109.250 mph (77.4371 sec) on Lap 58 by 18 - Mike Conway Fastest Leader Lap: 109.161 mph (77.5000 sec) on Lap 64 by 77 - Simon Pagenaud
Verizon P1 Award: #18 Mike Conway (1:18.0977, 108.326 mph)

Bonus Awards: Simon Pagenaud (\$35,000), James Jakes (\$25,000), Mike Conway (\$20,000), Scott Dixon (\$15,000), Dario Franchitti (\$10,000)

Legend: R = Sunoco Rookie of the Year candidate All cars use fourth-generation IZOD IndyCar Series Dallara chassis (1R-12) and Firestone tires

Lap Leaders:

Laps	Car #	Driver
1-3	12	Power, Will
4-28	18	Conway, Mike
29-38	11	Kanaan, Tony
39	55	Vautier, Tristan
40-45	18	Conway, Mike
46-48	83	Kimball, Charlie
49-54	77	Pagenaud, Simon
55-58	16	Jakes, James
59-70	77	Pagenaud, Simon

Lap Leader Summary:

Car	Driver	Times	Times
18	Conway, Mike	2	31
77	Pagenaud, Simon	2	18
11	Kanaan, Tony	1	10
16	Jakes, James	1	4
12	Power, Will	1	3
83	Kimball, Charlie	1	3
55	Vautier, Tristan	1	1

Caution Flags:

No	Duration	Total	Reason for Caution
1	1 to 3	3	Contact: Car 2 in Turn 2
2	10 to 12	3	Contact: Car 78 in Turn 8
3	14 to 14	1	Contact: Car 98 in Turn3; Stall: Car 67 in Turn 6
4	20 to 22	3	Debris: in Turn 2
5	24 to 26	3	Contact: Car 14 in Turn 3
6	28 to 36	9	Contact: Cars 3,4,5,7,12,15,19,20,27, & 98 in Turn 1

Penalties:

Car	Reason	Lap	Penalty
7	Avoidable Contact	38	Drive-Through



OFFICIAL BOX SCORE
IZOD IndyCar Series
Firestone 550
June 8, 2013



FP	SP	Car	Driver	Car Name	Laps Comp	Running/Reason Out	Pts	Total Pts	Standings
1	6	3	Helio Castroneves	AAA Insurance Team Penske Chevrolet	228	Running	53	259	1
2	3	1	Ryan Hunter-Reay	DHL Chevrolet	228	Running	41	232	3
3	13	11	Tony Kanaan	Sunoco "Turbo" KVRT-SH Racing Chevrolet	228	Running	35	195	4
4	9	20	Ed Carpenter	Fuzzy's Vodka/Ed Carpenter Racing Chevrolet	228	Running	32	140	16
5	2	25	Marco Andretti	RC Cola Chevrolet	228	Running	31	237	2
6	4	10	Dario Franchitti	Belkin Honda	227	Running	28	168	10
7	1	12	Will Power	Verizon Team Penske Chevrolet	227	Running	28	152	12
8	7	67	Josef Newgarden	Sarah Fisher Hartman Racing Honda	227	Running	24	148	15
9	12	27	James Hinchcliffe	GoDaddy Chevrolet	227	Running	22	176	9
10	5	5	EJ Viso	Team Venezuela PDVSA Citgo Chevrolet	227	Running	20	150	12
11	21	14	Takuma Sato	ABC Supply Co./A.J. Foyt Racing Honda	227	Running	19	194	5
12	10	16	James Jakes	Acorn Stairlifts Honda	227	Running	18	148	14
13	23	77	Simon Pagenaud	Schmidt Hamilton HP Motorsports Honda	226	Running	17	194	6
14	18	6	Sebastian Saavedra	Dragon Racing Chevrolet	226	Running	16	88	24
15	20	19	Justin Wilson	Dale Coyne Racing Honda	226	Running	15	184	8
16	22	78	Simona De Silvestro	Nuclear Entergy Areva KVRT Chevrolet	226	Running	14	137	17
17	8	83	Charlie Kimball	NovoLog FlexPen Honda	226	Running	13	162	11
18	24	55	Tristan Vautier (R)	coastal.com Schmidt Peterson Motorsports Honda	225	Running	12	121	20
19	16	4	Oriol Servia	National Guard Panther Racing Chevrolet	225	Running	11	123	19
20	15	7	Sebastien Bourdais	Dragon Racing Chevrolet	224	Running	10	109	21
21	17	15	Graham Rahal	Midas/Big O Tires Honda	223	Running	9	135	18
22	14	98	Alex Tagliani	Barracuda Racing Honda	223	Running	8	103	22
23	11	9	Scott Dixon	Target Chip Ganassi Racing Honda	61	Mechanical	7	193	7
24	19	18	Pippa Mann	CyclopsGear.com Honda	2	Mechanical	6	14	30

Time of Race: 01:52:17.4594 Avg Speed: 177.257 Margin of Victory: 4.6919 seconds Lead Changes: 4 Caution Laps: 27

Fastest Lap: 215.761 mph (24.2769 sec) on lap 51 by 11 - Tony Kanaan Fastest Leader Lap: 214.287 mph (24.4438 sec) on lap 2 by 25 - Marco Andretti

Verizon P1 Award: #12 Will Power (47.7960, 219.182 mph)

Bonus Awards: Helio Castroneves (\$35,000), Ryan Hunter-Reay (\$25,000), Tony Kanaan (\$20,000), Ed Carpenter (\$15,000), Marco Andretti (\$10,000)

Legend: R - IZOD IndyCar Series Sunoco Rookie of the Year Candidate All cars use Fourth-generation IZOD IndyCar Series Dallara chassis (IR-12) and Firestone tires

Lap Leaders:

Laps	Car #	Driver
1-53	25	Andretti, Marco
54-57	12	Power, Will
58-92	1	Hunter-Reay, Ryan
93-96	25	Andretti, Marco
97-228	3	Castroneves, Helio

Lap Leader Summary:

Car	Driver	Times	Laps
3	Castroneves, Helio	1	132
25	Andretti, Marco	2	57
1	Hunter-Reay, Ryan	1	35
12	Power, Will	1	4

Caution Flags:

No	Duration	Total	Reason for Caution
1	5 to 13	9	Stall: Car 18 in Turn 3
2	54 to 62	9	Stall: Car 9 in Turn 4
3	113 to 121	9	Spin: Car 4 in Turn 1

Penalties:

Car	Reason	Lap	Penalty
78	Blend Line Violation	125	Stop and Hold 30 sec.
5	Pit Safety Infraction	125	Drive-Through



OFFICIAL BOX SCORE
IZOD IndyCar Series
Milwaukee IndyFest
June 15, 2013



FP	SP	Car	Driver	Car Name	Laps Comp	Running/Reason Out	Pts	Total Pts	Standings
1	4	1	Ryan Hunter-Reay	DHL Chevrolet	250	Running	51	283	2
2	17	3	Helio Castroneves	PPG Team Penske Chevrolet	250	Running	40	299	1
3	3	12	Will Power	Verizon Team Penske Chevrolet	250	Running	36	188	11
4	5	5	EJ Viso	Team Venezuela PDVSA Citgo Chevrolet	250	Running	33	183	12
5	2	27	James Hinchcliffe	GoDaddy Chevrolet	250	Running	30	206	9
6	11	9	Scott Dixon	Target Chip Ganassi Racing Honda	250	Running	28	221	5
7	15	14	Takuma Sato	ABC Supply Co./A.J. Foyt Racing Honda	250	Running	29	223	4
8	23	10	Dario Franchitti	Kimberley Clark Honda	250	Running	24	192	10
9	13	19	Justin Wilson	Dale Coyne Racing Honda	249	Running	23	207	8
10	7	11	Tony Kanaan	Hydroxycut KVRT-SH Racing Chevrolet	249	Running	20	215	6
11	8	67	Josef Newgarden	Sarah Fisher Hartman Racing Honda	249	Running	19	167	14
12	9	77	Simon Pagenaud	Schmidt Hamilton HP Motorsports Honda	249	Running	18	212	7
13	6	6	Sebastian Saavedra	Dragon Racing Chevrolet	248	Running	17	105	23
14	20	20	Ed Carpenter	Fuzzy's Vodka/Ed Carpenter Racing Chevrolet	248	Running	16	156	16
15	18	4	Ryan Briscoe	National Guard Panther Racing Chevrolet	248	Running	15	63	29
16	24	15	Graham Rahal	Midas/Big O Tires Honda	247	Running	14	149	17
17	21	83	Charlie Kimball	NovoLog FlexPen Honda	246	Running	13	175	13
18	12	16	James Jakes	Acorn Stairlifts Honda	245	Running	12	160	15
19	19	18	Ana Beatriz	Ipiranga Honda	242	Running	11	64	28
20	1	25	Marco Andretti	RC Cola Chevrolet	176	Mechanical	12	249	3
21	10	55	Tristan Vautier (R)	coastal.com Schmidt Peterson Motorsports	173	Mechanical	9	130	19
22	14	7	Sebastien Bourdais	Dragon Racing Chevrolet	152	Mechanical	8	117	21
23	16	98	Alex Tagliani	Barracuda Racing Honda	146	Mechanical	7	110	22
24	22	78	Simona De Silvestro	Nuclear Entergy Areva KVRT Chevrolet	69	Contact	6	143	18

Time of Race: 01:51:15.2962 Avg Speed: 136.848 Margin of Victory: 4.8059 seconds Lead Changes: 11 Caution Laps: 29
Fastest Lap: 162.405 mph (22.4993 sec) on Lap 222 by 1 - Ryan Hunter-Reay Fastest Leader Lap: 162.405 mph (22.4993 sec) on Lap 222 by 1 - Ryan Hunter-Reay
Verizon P1 Award (\$10,000): Marco Andretti (42.8584, 170.515 mph)
Bonus Awards: Ryan Hunter-Reay (\$35,000), Helio Castroneves (\$25,000), Will Power (\$20,000), E.J. Viso (\$15,000), James Hinchcliffe (\$10,000)
Legend: R - IZOD IndyCar Series Sunoco Rookie of the Year Candidate All cars use Fourth-generation IZOD IndyCar Series Dallara chassis (IR-12) and Firestone tires

Lap Leaders:

Laps	Car #	Driver
1-61	25	Andretti, Marco
62-66	1	Hunter-Reay, Ryan
67-68	12	Power, Will
69-90	14	Sato, Takuma
91	19	Wilson, Justin
92-99	5	Viso, E.J.
100-156	14	Sato, Takuma
157-163	1	Hunter-Reay, Ryan
164-165	5	Viso, EJ
166-167	12	Power, Will
168-197	14	Sato, Takuma
198-250	1	Hunter-Reay, Ryan

Lap Leader Summary:

Car	Driver	Times	Laps
14	Sato, Takuma	3	109
1	Hunter-Reay, Ryan	3	65
25	Andretti, Marco	1	61
5	Viso, E.J.	2	10
12	Power, Will	2	4
19	Wilson, Justin	1	1

Caution Flags:

No	Duration	Total	Reason for Caution
1	21 to 26	6	Contact: Car 78 in Turn 4
2	27 to 31	5	Spin: Car 98 in Turn 4
3	98 to 106	9	Stall: Car 25 in Backstretch
4	211 to 219	9	Contact: Car 18 in Turn 4

Penalties:

Car	Reason	Lap Penalty
7	Pit Safety Infraction	60 Drive-Through



OFFICIAL BOX SCORE

IZOD IndyCar Series

Iowa Corn Indy 250

June 23, 2013



FP	SP	Car	Driver	Car Name	Laps		Pts	Total Pts	Standings
					Comp	Running/Reason Out			
1	2	27	James Hinchcliffe	GoDaddy Chevrolet	250	Running	60	266	4
2	12	1	Ryan Hunter-Reay	DHL Chevrolet	250	Running	40	323	2
3	5	11	Tony Kanaan	Sunoco "Turbo" KVRT-SH Racing Chevrolet	250	Running	38	253	5
4	4	20	Ed Carpenter	Fuzzy's Vodka/Ed Carpenter Racing Chevrolet	250	Running	37	193	13
5	6	15	Graham Rahal	Midas/Big O Tires Honda	250	Running	33	182	15
6	8	77	Simon Pagenaud	Schmidt Hamilton HP Motorsports Honda	250	Running	29	241	6
7	7	4	Oriol Servia	National Guard Panther Racing Chevrolet	250	Running	28	151	19
8	11	3	Helio Castroneves	Hitachi Team Penske Chevrolet	250	Running	33	332	1
9	3	25	Marco Andretti	RC Cola Chevrolet	250	Running	28	277	3
10	16	5	EJ Viso	Team Venezuela-PDVSA-Citgo Chevrolet	250	Running	20	203	11
11	10	19	Justin Wilson	Dale Coyne Racing Honda	249	Running	20	227	9
12	14	83	Charlie Kimball	NovoLog FlexPen Honda	249	Running	18	193	14
13	13	55	Tristan Vautier (R)	coastal.com Schmidt Peterson Motorsports Honda	248	Running	17	147	20
14	19	7	Sebastien Bourdais	Dragon Racing Chevrolet	248	Running	16	133	21
15	22	67	Josef Newgarden	Sarah Fisher Hartman Racing Honda	248	Running	15	182	16
16	15	9	Scott Dixon	Target Chip Ganassi Racing Honda	247	Running	19	240	7
17	1	12	Will Power	Verizon Team Penske Chevrolet	247	Running	21	209	10
18	24	16	James Jakes	Acorn Stairlifts Honda	247	Running	12	172	17
19	18	6	Sebastian Saavedra	Dragon Racing Chevrolet	247	Running	11	116	23
20	21	10	Dario Franchitti	Glad Honda	246	Running	10	202	12
21	20	78	Simona De Silvestro	Nuclear Entergy Areva KVRT Chevrolet	243	Running	9	152	18
22	23	18	Ana Beatriz	Dale Coyne Racing Honda	183	Mechanical	8	72	26
23	17	14	Takuma Sato	ABC Supply Co./A.J. Foyt Racing Honda	162	Mechanical	10	233	8
24	9	98	Alex Tagliani	Barracuda Racing Honda	139	Contact	7	117	22

Time of Race: 01:30:16.0266 Avg Speed: 148.559 Margin of Victory: 1.5009 seconds Lead Changes: 7 Caution Laps: 29
 Fastest Lap: 179.055 mph (17.9744 sec) on lap 221 by 20 - Ed Carpenter Fastest Leader Lap: 177.785 mph (18.1028 sec) on lap 59 by 27 - James Hinchcliffe
 Verizon P1 Award: #3 Helio Castroneves (930.3893, 172.96 mph)

Bonus Awards: James Hinchcliffe (\$35,000), Ryan Hunter-Reay (\$25,000), Tony Kanaan (\$20,000), Ed Carpenter (\$15,000), Graham Rahal (\$10,000)
 Legend: R - IZOD IndyCar Series Sunoco Rookie of the Year Candidate All cars use Fourth-generation IZOD IndyCar Series Dallara chassis (IR-12) and Firestone tires

Lap Leaders:

Laps	Car #	Driver
1-118	27	Hinchcliffe, James
119-120	19	Wilson, Justin
121-159	27	Hinchcliffe, James
160	15	Rahal, Graham
161-195	27	Hinchcliffe, James
196-213	20	Carpenter, Ed
214-216	19	Wilson, Justin
217-250	27	Hinchcliffe, James

Lap Leader Summary:

Car	Driver	Times	Laps
27	Hinchcliffe, James	4	226
20	Carpenter, Ed	1	18
19	Wilson, Justin	2	5
15	Rahal, Graham	1	1

Caution Flags:

No	Duration	Total	Reason for Caution
1	38 to 51	14	Debris: on Frontstretch
2	138 to 147	10	Contact: Car 98 in Turn 2
3	155 to 159	5	Debris: on Frontstretch

Penalties:

Car	Reason	Lap	Penalty
0	No Penalties		



OFFICIAL BOX SCORE
IZOD IndyCar Series
Pocono INDYCAR 400 Fueled by Sunoco
July 7, 2013



FP	SP	Car	Driver	Car Name	Laps		Pts	Total Pts	Standings
					Comp	Running/Reason Out			
1	17	9	Scott Dixon	Target Chip Ganassi Racing Honda	160	Running	51	291	4
2	12	83	Charlie Kimball	NovoLog FlexPen Honda	160	Running	41	234	12
3	20	10	Dario Franchitti	Energizer Honda	160	Running	35	237	11
4	4	12	Will Power	Verizon Team Penske Chevrolet	160	Running	33	242	9
5	15	67	Josef Newgarden	Sarah Fisher Hartman Racing Honda	160	Running	30	212	15
6	8	77	Simon Pagenaud	Schmidt Hamilton HP Motorsports Honda	160	Running	28	269	7
7	22	19	Justin Wilson	Dale Coyne Racing Honda	160	Running	26	253	8
8	6	3	Helio Castroneves	Hitachi Team Penske Chevrolet	160	Running	24	356	1
9	14	20	Ed Carpenter	Fuzzy's Vodka/Ed Carpenter Racing Chevrolet	160	Running	22	215	13
10	1	25	Marco Andretti	RC Cola Chevrolet	160	Running	24	301	3
11	9	78	Simona De Silvestro	Nuclear Entergy Areva KVRT Chevrolet	160	Running	19	171	18
12	13	16	James Jakes	Acorn Stairlifts Honda	160	Running	18	190	17
13	5	11	Tony Kanaan	Sunoco "Turbo" KVRT-SH Racing Chevrolet	160	Running	18	271	6
14	19	4	Ryan Briscoe	National Guard Panther Racing Chevrolet	159	Running	16	79	26
15	21	18	Pippa Mann	CyclopsGear.com Honda	159	Running	15	29	30
16	11	7	Sebastien Bourdais	Dragon Racing Chevrolet	159	Running	14	147	20
17	24	98	Alex Tagliani	Barracuda Racing Honda	158	Running	13	130	21
18	16	15	Graham Rahal	Midas/Big O Tires Honda	158	Running	12	194	16
19	10	55	Tristan Vautier (R)	coastal.com Schmidt Peterson Motorsports	158	Running	11	158	19
20	2	1	Ryan Hunter-Reay	DHL Chevrolet	121	Laps	10	333	2
21	23	5	EJ Viso	Team Venezuela PDVSA Citgo Chevrolet	104	Laps	9	212	14
22	7	14	Takuma Sato	ABC Supply Co./A.J. Foyt Racing Honda	61	Contact	8	241	10
23	18	6	Sebastian Saavedra	Dragon Racing Chevrolet	2	Mechanical	7	123	22
24	3	27	James Hinchcliffe	GoDaddy Chevrolet	0	Contact	6	272	5

Time of Race: 02:04:26.4178 Avg Speed: 192.864 Margin of Victory: 0.4572 seconds Lead Changes: 16 Caution Laps: 12
Fastest Lap: 218.320 mph (41.2239 sec) on lap 56 by 14 - Takuma Sato Fastest Leader Lap: 217.305 mph (41.4165 sec) on lap 39 by 25 - Marco Andretti
Verizon P1 Award: Marco Andretti (1:21.3473, 221.273 mph)
Bonus Awards: Scott Dixon (\$35,000), Charlie Kimball (\$25,000), Dario Franchitti (\$20,000), Will Power (\$15,000), Josef Newgarden (\$10,000)
Legend: R - Sunoco Rookie of the Year Candidate. All cars use fourth-generation IZOD IndyCar Series Dallara chassis (IR-12) and Firestone tires.

Lap Leaders:

Laps	Car #	Driver
1-29	25	Andretti, Marco
30-31	11	Kanaan, Tony
32-33	12	Power, Will
34	83	Kimball, Charlie
35-60	25	Andretti, Marco
61-62	11	Kanaan, Tony
63-65	12	Power, Will
66-71	11	Kanaan, Tony
72-94	25	Andretti, Marco
95-96	11	Kanaan, Tony
97-106	9	Dixon, Scott
107-109	11	Kanaan, Tony
110-111	12	Power, Will
112-121	25	Andretti, Marco
122-129	12	Power, Will
130-132	83	Kimball, Charlie
133-160	9	Dixon, Scott

Lap Leader Summary:

Car	Driver	Times	Laps
25	Andretti, Marco	4	88
9	Dixon, Scott	2	38
12	Power, Will	4	15
11	Kanaan, Tony	4	15
83	Kimball, Charlie	2	4

Caution Flags:

No	Duration	Total	Reason for Caution
1	1 to 4	4	Contact: Car 27 in Turn 1
2	63 to 70	8	Contact: Car 1 & 14 in Pit Lane

Penalties:

Car	Reason	Lap	Penalty
0	No Penalties		



OFFICIAL BOX SCORE
IZOD IndyCar Series
Honda Indy Toronto Race 1
July 13, 2013



FP	SP	Car	Driver	Car Name	Laps		Pts	Total Pts	Standings
					Comp	Running/Reason Out			
1	5	9	Scott Dixon	Target Chip Ganassi Racing Honda	85	Running	51	342	3
2	2	7	Sebastien Bourdais	Dragon Racing Chevrolet	85	Running	41	188	19
3	1	10	Dario Franchitti	Target Chip Ganassi Racing Honda	85	Running	37	274	8
4	10	25	Marco Andretti	Dr Pepper Chevrolet	85	Running	32	333	4
5	4	11	Tony Kanaan	Hydroxycut KVRT-SH Racing Chevrolet	85	Running	30	301	5
6	7	3	Helio Castroneves	Hitachi Team Penske Chevrolet	85	Running	28	384	1
7	20	18	Mike Conway	Sonny's Honda	85	Running	26	123	24
8	13	27	James Hinchcliffe	GoDaddy Chevrolet	85	Running	24	296	6
9	12	77	Simon Pagenaud	Schmidt Hamilton HP Motorsports Honda	85	Running	22	291	7
10	22	78	Simona De Silvestro	Nuclear Entergy Areva KVRT Chevrolet	85	Running	20	191	18
11	8	19	Justin Wilson	Dale Coyne Racing Honda	85	Running	19	272	9
12	15	16	James Jakes	Acorn Stairlifts Honda	85	Running	18	208	16
13	23	20	Ed Carpenter	Fuzzy's Vodka/Ed Carpenter Racing Chevrolet	85	Running	17	232	13
14	14	5	EJ Viso	Team Venezuela PDVSA Citgo Chevrolet	85	Running	16	228	14
15	3	12	Will Power	Verizon Team Penske	84	Contact	18	260	10
16	24	6	Sebastian Saavedra	Dragon Racing Chevrolet	84	Running	14	137	23
17	17	98	Alex Tagliani	Barracuda Racing Honda	84	Running	13	143	22
18	6	1	Ryan Hunter-Reay	DHL Chevrolet	83	Running	12	345	2
19	21	55	Tristan Vautier (R)	Schmidt Peterson Motorsports Honda	83	Running	11	169	20
20	18	15	Graham Rahal	Midas/Big O Tires Honda	82	Running	10	204	17
21	16	83	Charlie Kimball	NovoRapid FlexTouch Honda	72	Contact	10	244	12
22	9	4	Ryan Briscoe	National Guard Panther Racing Chevrolet	64	Contact	8	87	25
23	19	67	Josef Newgarden	Sarah Fisher Hartman Racing Honda	34	Running	7	219	15
24	11	14	Takuma Sato	ABC Supply Co./A.J. Foyt Racing Honda	32	Mechanical	6	247	11

Time of Race: 1:41:17.0605 Avg Speed: 88.370 Margin of Victory: 1.7007 seconds Lead Changes: 8 Caution Laps: 14
 Fastest Lap: 105.605 mph (59.8267 sec) on lap 57 by 3 - Helio Castroneves Fastest Leader Lap: 105.557 mph (59.8538 sec) on lap 79 by 9 - Scott Dixon
 Verizon P1 Award (\$10,000): #10 Dario Franchitti (59.6756, 105.872 mph)
 Bonus Awards: Scott Dixon (\$35,000), Sebastien Bourdais (\$25,000), Dario Franchitti (\$20,000), Marco Andretti (\$15,000), Tony Kanaan (\$10,000)
 Legend: R = Rookie All Cars use 2012 IZOD IndyCar Series chassis and Firestone Tires

Lap Leaders:

Laps	Car #	Driver
1-20	10	Franchitti, Dario
21-29	7	Bourdais, Sebastien
30-31	83	Kimball, Charlie
32-60	12	Power, Will
61	9	Dixon, Scott
62-63	7	Bourdais, Sebastien
64-68	9	Dixon, Scott
69-77	7	Bourdais, Sebastien
78-85	9	Dixon, Scott

Lap Leader Summary:

Car	Driver	Times	Laps
12	Power, Will	1	29
10	Franchitti, Dario	1	20
7	Bourdais, Sebastien	3	20
9	Dixon, Scott	3	14
83	Kimball, Charlie	1	2

Caution Flags:

No	Duration	Total	Reason for Caution
1	1 to 3	3	Aborted Start: Car 67 Stall
2	35 to 39	5	Contact: Car 15 & 55 in Turn 4
3	65 to 68	4	Contact: Cars 4, 19, & 83 in Turn 5
4	82 to 83	2	Spin: Car 98 in Turn 1

Penalties:

Car	Reason	Lap	Penalty
55	Avoidable Contact	41	Drive-Through
19	Avoidable Contact	71	Drive-Through



OFFICIAL BOX SCORE
IZOD IndyCar Series
Honda Indy Toronto Race 2
July 14, 2013



FP	SP	Car	Driver	Car Name	Laps Comp	Running/Reason Out	Pts	Total Pts	Standings
1	1	9	Scott Dixon	Target Chip Ganassi Racing Honda	85	Running	54	396	2
2	3	3	Helio Castroneves	Hitachi Team Penske Chevrolet	85	Running	41	425	1
3	7	7	Sebastien Bourdais	Dragon Racing Chevrolet	85	Running	35	223	16
4	2	10	Dario Franchitti	Target Chip Ganassi Racing Honda	85	Running	33	307	7
5	10	5	EJ Viso	Team Venezuela PDVSA Citgo Chevrolet	85	Running	30	257	13
6	15	83	Charlie Kimball	NovoRapid FlexTouch Honda	85	Running	28	272	11
7	23	18	Mike Conway	Sonny's Honda	85	Running	26	149	24
8	13	19	Justin Wilson	Dale Coyne Racing Honda	85	Running	24	296	9
9	17	25	Marco Andretti	Dr Pepper Chevrolet	85	Running	22	355	4
10	8	98	Alex Tagliani	Barracuda Racing Honda	85	Running	20	163	21
11	18	67	Josef Newgarden	Sarah Fisher Hartman Racing Honda	85	Running	19	238	15
12	12	77	Simon Pagenaud	Schmidt Hamilton HP Motorsports Honda	85	Running	18	309	5
13	19	15	Graham Rahal	Midas/Big O Tires Honda	84	Running	17	221	17
14	9	78	Simona De Silvestro	Nuclear Entergy Areva KVRT Chevrolet	84	Running	16	207	19
15	21	6	Sebastian Saavedra	Dragon Racing Chevrolet	84	Running	15	152	22
16	16	55	Tristan Vautier (R)	Schmidt Peterson Motorsports Honda	84	Running	14	183	20
17	24	4	Carlos Munoz (R)	National Guard Panther Racing Chevrolet	84	Running	13	67	28
18	5	12	Will Power	Verizon Team Penske Chevrolet	83	Contact	13	273	10
19	4	1	Ryan Hunter-Reay	DHL Chevrolet	83	Contact	11	356	3
20	14	14	Takuma Sato	ABC Supply Co./A.J. Foyt Racing Honda	83	Contact	10	257	12
21	11	27	James Hinchcliffe	GoDaddy Chevrolet	81	Running	9	305	8
22	22	20	Ed Carpenter	Fuzzy's Vodka/Ed Carpenter Racing Chevrolet	77	Contact	8	240	14
23	20	16	James Jakes	Acorn Stairlifts Honda	62	Contact	7	215	18
24	6	11	Tony Kanaan	Hydroxycut/KVRT-SH Racing Chevrolet	35	Contact	6	307	6

Time of Race: 1:35:02.3755 Avg Speed: 94.177 Margin of Victory: Under Caution Lead Changes: 3 Caution Laps: 10
 Fastest Lap: 105.655 mph (59.7982 sec) on lap 62 by 10 - Dario Franchitti Fastest Leader Lap: 105.575 mph (59.8436 sec) on lap 8 by 9 - Scott Dixon
 Verizon P1 Award: Scott Dixon (58.9686, 107.142 mph)
 Bonus Awards: Scott Dixon (\$35,000), Helio Castroneves (\$25,000), Sebastien Bourdais (\$20,000), Dario Franchitti (\$15,000), EJ Viso (\$10,000)
 Legend: R = Rookie All Cars use 2012 IZOD IndyCar Series chassis and Firestone Tires

Lap Leaders:

Lap Leader Summary:

Caution Flags:

Laps	Car #	Driver	Car	Driver	Times	Laps	No	Duration	Total	Reason for Caution
1-23	9	Dixon, Scott	9	Dixon, Scott	2	81	1	65 to 70	6	Contact: Car 16 in Turn 5
24-25	3	Castroneves, Helio	3	Castroneves, Helio	1	2	2	81 to 82	2	Contact: Car 20 in Turn 5
26-27	12	Power, Will	12	Power, Will	1	2	3	84 to 85	2	Contact: Cars 1, 12, & 14 in Turn 1
28-85	9	Dixon, Scott								

Penalties:

Car	Reason	Lap	Penalty
No Penalties			



FP	SP	Car	Driver	Car Name	Laps Comp	Running/Reason Out	Pts	Total Pts	Standings
1	5	83	Charlie Kimball	NovoLog FlexPen Honda	90	Running	53	325	8
2	8	77	Simon Pagenaud	Schmidt Hamilton HP Motorsports Honda	90	Running	41	350	5
3	6	10	Dario Franchitti	GE Honda	90	Running	35	342	6
4	2	12	Will Power	Verizon Team Penske Chevrolet	90	Running	32	305	11
5	1	1	Ryan Hunter-Reay	DHL Chevrolet	90	Running	32	388	3
6	14	3	Helio Castroneves	PPG Team Penske Chevrolet	90	Running	28	453	1
7	3	9	Scott Dixon	Target Chip Ganassi Racing Honda	90	Running	26	422	2
8	7	19	Justin Wilson	Dale Coyne Racing Honda	90	Running	24	320	9
9	4	25	Marco Andretti	RC Cola Chevrolet	90	Running	22	377	4
10	12	27	James Hinchcliffe	GoDaddy Chevrolet	90	Running	20	325	7
11	9	78	Simona De Silvestro	Nuclear Entergy Areva KVRT Chevrolet	90	Running	19	226	19
12	13	7	Sebastien Bourdais	Dragon Racing Chevrolet	90	Running	18	241	16
13	10	16	James Jakes	Acorn Stairlifts Honda	90	Running	17	232	18
14	17	4	Oriol Servia	National Guard Panther Racing Chevrolet	90	Running	16	167	21
15	16	18	James Davison (R)	Sonny's BBQ Honda	90	Running	15	15	31
16	24	98	Luca Filippi (R)	Barracuda Racing Honda	90	Running	14	14	32
17	11	5	EJ Viso	Team Venezuela PDVSA Citgo Chevrolet	89	Running	13	271	12
18	22	15	Graham Rahal	Midas/Big-O Tires Honda	89	Running	12	233	17
19	20	6	Sebastian Saavedra	Dragon Racing Chevrolet	89	Running	11	163	23
20	23	20	Ed Carpenter	Fuzzy's Vodka/Ed Carpenter Racing Chevrolet	89	Running	10	250	14
21	21	55	Tristan Vautier (R)	Angie's List Schmidt Peterson Motorsports Honda	89	Running	9	192	20
22	15	14	Takuma Sato	ABC Supply Co./A.J. Foyt Racing Honda	89	Running	8	265	13
23	18	67	Josef Newgarden	Sarah Fisher Hartman Racing Honda	88	Running	7	245	15
24	19	11	Tony Kanaan	Sunoco "Turbo" KVRT-SH Racing Chevrolet	64	Off course	6	313	10

Time of Race: 01:43:29.1371 Avg Speed: 117.825 Margin of Victory: 5.5334 seconds Lead Changes: 5 Caution Laps: 0
Fastest Lap: 121.797 mph (66.7403 sec) on lap 35 by 77 - Simon Pagenaud Fastest Leader Lap: 121.733 mph (66.7755 sec) on lap 34 by 83 - Charlie Kimball
Verizon P1 Award Winner: Ryan Hunter-Reay (1:05.3519, 124.385)

Bonus Awards: Charlie Kimball (\$35,000), Simon Pagenaud (\$25,000), Dario Franchitti (\$20,000), Will Power (\$15,000), Ryan Hunter-Reay (\$10,000)

Legend: R - IZOD IndyCar Series Sunoco Rookie of the Year Candidate All cars use fourth-generation IZOD IndyCar Series Dallara chassis (IR-12) and Firestone tires

Lap Leaders:

Laps	Car #	Driver
1-30	1	Hunter-Reay, Ryan
31-41	83	Kimball, Charlie
42-47	77	Pagenaud, Simon
48-64	83	Kimball, Charlie
65-72	77	Pagenaud, Simon
73-90	83	Kimball, Charlie

Lap Leader Summary:

Car	Driver	Times	Laps
83	Kimball, Charlie	3	46
1	Hunter-Reay, Ryan	1	30
77	Pagenaud, Simon	2	14

Caution Flags:

No	Duration	Total	Reason for Caution
No			Cautions

Penalties:

Car	Reason	Lap	Penalty
No			Penalties

IZOD IndyCar Series® Driver Quick Facts
Updated after the Honda Indy 200, Aug. 4, 2013

Driver	Last Win	Starts Since	Last Pole	Starts Since	Best Points Position
AJ Allmendinger	Road America, 2006	6	Cleveland, 2006 (CCWS)	12	2nd - 2006, Race 13, Australia
Marco Andretti	Iowa, 2011	37	Pocono, 2013	3	1st - 2013, Race 5, Indianapolis
Ana Beatriz	No Wins	29	No Poles	29	13th - 2010, Race 1, Sao Paulo
Sebastien Bourdais	Mexico City, 2007 (CCWS)	34	Assen, 2007 (CCWS)	37	1st - 2007, Race 13, Mexico (CCWS)
Ryan Briscoe	Sonoma, 2012	8	Indianapolis, 2012	16	1st - 2009, Race 15, Chicagoland
Ed Carpenter	Auto Club, 2012	14	Indianapolis, 2013	9	5th - 2008 Race 1, Homestead
Helio Castroneves	Texas, 2013	18	Iowa, 2013	4	1st - 2013, Race 14, Mid-Ohio
Mike Conway	Belle Isle 1, 2013	3	Belle Isle 2, 2013	2	4th - 2011, Race 4 Sao Paulo
Simona De Silvestro	No Wins	62	No Poles	62	4th - 2011, Race 1, St. Petersburg
Scott Dixon	Toronto 2, 2013	1	Toronto 2, 2013	1	1st - 2009, Race 16, Motegi
Dario Franchitti	Indianapolis, 2012	24	Toronto 1, 2013	2	1st - 2011, Race 17, Kentucky
James Hinchcliffe	Iowa, 2013	4	No Poles	45	1st - 2013, Race 1, St. Petersburg
JR Hildebrand	No Wins	40	No Poles	40	8th - 2011, Race 5, Indianapolis
Ryan Hunter-Reay	Milwaukee, 2013	5	Mid-Ohio, 2013	0	1st - 2012, Race 15, Auto Club
James Jakes	No Wins	45	No Poles	45	12th - 2013, Race 7, Belle Isle 2
Tony Kanaan	Indianapolis, 2013	9	Las Vegas, 2011	29	1st - 2009, Race 3, Kansas
Charlie Kimball	Mid-Ohio, 2013	0	No Poles	45	6th - 2013, Race 2, Barber
Josef Newgarden	No Wins	28	No Poles	28	11th - 2012, Race 1, St. Petersburg
Simon Pagenaud	Belle Isle 2, 2013	7	No Poles	45	3rd - 2012, Race 3, Long Beach
Will Power	Sao Paulo, 2012	25	Texas, 2013	6	1st - 2012, Race 14, Baltimore
Graham Rahal	St. Petersburg, 2008	90	Kansas, 2009	72	4th - 2008, Race 2, St. Petersburg
Sebastian Saavedra	No Wins	33	No Poles	33	13th-2011, Race 1, St. Petersburg
Takuma Sato	Long Beach, 2013	11	Edmonton, 2011	35	1st - 2013, Race 4, Sao Paulo
Oriol Servia	Montreal, 2005 (CCWS)	93	Australia, 2005 (CCWS)	94	2nd - 2005, Race 13, Mexico City (CCWS)
Alex Tagliani	Road America, 2004	137	Texas, 2012	21	3rd - 2004, Race 8, Road America (CCWS)
Tristan Vautier	No Wins	14	No Poles	14	17th-2013, Race 2, Barber
E.J. Viso	No Wins	95	No Poles	95	7th - 2013, Race 1, St. Petersburg
Justin Wilson	Texas, 2012	22	Toronto, 2010	47	2nd - 2010, Race 2, St. Petersburg

IZOD IndyCar Series Drivers Career Wins and Poles

Marco Andretti

Wins (2): 2006-Sonoma; 2011-Iowa

Poles (4): 2008-Milwaukee; 2012-Auto Club; 2013-Milwaukee, Pocono

AJ Allmendinger

Wins (5): 2006-Portland, Cleveland, Toronto, Denver, Road America

Poles (2): 2005-Edmonton; 2006-Cleveland

Sebastien Bourdais

Wins (31): 2003-Brands Hatch, Lausitz, Cleveland; 2004-Monterrey, Portland, Cleveland, Toronto, Denver, Las Vegas, Mexico City; 2005-Long Beach, Edmonton, San Jose, Denver, Las Vegas, Australia; 2006-Long Beach, Houston, Monterrey, Milwaukee, San Jose, Montreal, Mexico City; 2007-Long Beach, Houston, Portland, Edmonton, Elkhart Lake, Zolder, Australia, Mexico City

Poles (31): 2003-St. Petersburg, Monterrey, Lausitz, Cleveland, Australia; 2004-Monterrey, Portland, Toronto, Elkhart Lake, Denver, Montreal, Laguna Seca, Mexico City; 2005-Monterrey, Toronto, San Jose, Montreal, Las Vegas; 2006-Long Beach, Monterrey, Milwaukee, Edmonton, San Jose, Denver, Montreal; 2007-Long Beach, Cleveland, Toronto, Elkhart Lake, Zolder, Assen

Ryan Briscoe

Wins (7): 2008-Milwaukee, Mid-Ohio; 2009-St. Petersburg, Kentucky, Chicagoland; 2010-Texas; 2012-Sonoma

Poles (13): 2005-Sonoma; 2008-Watkins Glen, Edmonton, Chicagoland; 2009-Milwaukee, Watkins Glen, Mid-Ohio, Chicagoland; 2010-Kansas, Texas, Chicagoland; 2012-Long Beach, Indianapolis

Ed Carpenter

Wins (2): 2011- Kentucky; 2012-Fontana

Poles (2): 2010- Kentucky; 2013-Indianapolis

Helio Castroneves

Wins (28): 2000-Belle Isle, Laguna Seca, Mid-Ohio; 2001-Indianapolis, Long Beach, Belle Isle, Mid-Ohio; 2002-Phoenix, Indianapolis; 2003-Gateway, Nazareth; 2004-Texas 2; 2005-Richmond; 2006-St. Petersburg, Motegi, Texas, Michigan; 2007-St. Petersburg; 2008-Sonoma, Chicagoland; 2009-Indianapolis, Texas; 2010-Barber, Kentucky, Motegi; 2012-St.Petersburg, Edmonton; 2013-Texas

Poles (38): 1999-Milwaukee; 2000-Portland, Toronto, Laguna Seca; 2001-Long Beach, Motegi, Belle Isle; 2002-Phoenix; 2003-Indianapolis, Gateway, Chicagoland; 2004-Richmond, Nazareth, Chicagoland, Auto Club, Texas 2; 2005-Pikes Peak, Watkins Glen; 2006-Watkins Glen, Richmond, Milwaukee, Michigan, Kentucky; 2007-St. Petersburg, Motegi, Indianapolis, Milwaukee, Watkins Glen, Mid-Ohio, Belle Isle; 2008-Nashville, Mid-Ohio, Sonoma; 2009-Indianapolis; 2010-Indianapolis, Motegi; 2012-Barber; 2013-Iowa

Mike Conway

Wins (2): 2011-Long Beach; 2013-Belle Isle 1

Poles (1): 2013 –Belle Isle 2

IZOD IndyCar Series Drivers Career Wins and Poles

Scott Dixon

Wins (32): 2001-Nazareth; 2003-Homestead, Pikes Peak, Richmond; 2005-Watkins Glen; 2006-Watkins Glen, Nashville; 2007-Watkins Glen, Nashville, Mid-Ohio, Sonoma; 2008-Homestead, Indianapolis, Texas, Nashville, Edmonton, Kentucky; 2009-Kansas, Milwaukee, Richmond, Mid-Ohio, Motegi; 2010-Kansas, Edmonton, Homestead; 2011-Mid-Ohio, Motegi; 2012-Belle Isle, Mid-Ohio; 2013-Pocono, Toronto 1, Toronto 2

Poles (19): 2003-Motegi, Richmond, Kansas, Nashville, Nazareth; 2006-Sonoma; 2007-Iowa, Nashville; 2008-Homestead, Kansas, Indianapolis, Texas, Kentucky, Belle Isle; 2009-Motegi; 2011-Mid-Ohio, Motegi; 2012-Belle Isle; 2013-Toronto 2

Dario Franchitti

Wins (31): 1998-Road America, Vancouver, Houston; 1999-Toronto, Belle Isle, Australia; 2001-Cleveland; 2002-Vancouver, Montreal, Rockingham (UK); 2004-Milwaukee, Pikes Peak; 2005-Nashville, Auto Club; 2007-Indianapolis, Iowa, Richmond, Chicagoland; 2009-Long Beach, Iowa, Toronto, Sonoma, Homestead; 2010-Indianapolis, Mid-Ohio, Chicagoland; 2011-St. Petersburg, Texas 1, Milwaukee, Toronto; 2012-Indianapolis

Poles (32): 1997-Toronto; 1998-Rio, Toronto, Mid-Ohio, Vancouver, Australia; 1999-Mid-Ohio, Australia; 2000-Road America, Vancouver; 2002-Chicago; 2004-Texas; 2005-Auto Club; 2006-St. Petersburg; 2007-Auto Club, Sonoma, Michigan; 2009-Texas, Richmond, Toronto, Sonoma, Homestead; 2010- Sao Paulo, Homestead; 2011-Milwaukee, New Hampshire; 2012-Milwaukee, Iowa, Toronto; 2013-Long Beach, Belle Isle 1, Toronto 1

James Hinchcliffe

Wins (3): 2013-St. Petersburg, Sao Paulo, Iowa

Ryan Hunter-Reay

Wins (11): 2003-Australia; 2004-Milwaukee; 2008-Watkins Glen; 2010-Long Beach; 2011-New Hampshire; 2012-Milwaukee, Iowa, Toronto, Baltimore; 2013-Barber, Milwaukee

Poles (5): 2004-Milwaukee; 2012-Edmonton; 2013-Barber, Sao Paulo, Mid-Ohio

Tony Kanaan

Wins (16): 1999-Michigan; 2003-Phoenix; 2004-Nashville, Phoenix, Texas; 2005-Sonoma, Kansas; 2006-Milwaukee; 2007-Belle Isle, Kentucky, Michigan, Milwaukee, Motegi; 2008-Richmond; 2010-Iowa; 2013-Indianapolis

Poles (15): 1999-Long Beach; 2001-Chicagoland; 2002-Miami, Auto Club; 2003-Homestead, Phoenix, Pikes Peak; 2004-Michigan, Pikes Peak; 2005-Indianapolis; 2007-Kansas, Kentucky; 2008-St. Petersburg, Richmond; 2011-Las Vegas

Charlie Kimball

Wins (1): 2013-Mid-Ohio

Simon Pagenaud

Wins (1): 2013-Belle Isle 2

IZOD IndyCar Series Drivers Career Wins and Poles

Will Power

Wins (18): 2007-Las Vegas, Toronto; 2008-Long Beach; 2009-Edmonton; 2010-Sao Paulo, St. Petersburg, Watkins Glen, Toronto, Sonoma; 2011-Barber, Sao Paulo, Texas 2, Edmonton, Sonoma, Baltimore; 2012-Barber, Long Beach, Sao Paulo

Poles (31): 2006-Australia; 2007-Las Vegas, Houston, Edmonton, Australia, Mexico City; 2009-Long Beach, Edmonton; 2010-St. Petersburg, Barber, Long Beach, Iowa, Watkins Glen, Edmonton, Mid-Ohio, Sonoma; 2011-St. Petersburg, Barber, Long Beach, Sao Paulo, Toronto, Sonoma, Baltimore, Kentucky; 2012-St. Petersburg, Sao Paulo, Mid-Ohio, Sonoma, Baltimore; 2013-St. Petersburg, Texas

Graham Rahal

Wins (1): 2008-St. Petersburg

Poles (2): 2009-St. Petersburg, Kansas

Takuma Sato

Wins (1): 2013-Long Beach

Poles (2): 2011-Iowa, Edmonton

Oriol Servia

Wins (1): 2005-Montreal

Poles (1): 2005-Australia

Alex Tagliani

Wins (1): 2004-Road America

Poles (8): 2000-Rio; 2001-Vancouver, Auto Club; 2003-Milwaukee, Montreal; 2011-Indianapolis, Texas 1; 2012-Texas

Justin Wilson

Wins (7): 2005-Toronto, Mexico City; 2006-Edmonton; 2007-Assen; 2008-Belle Isle; 2009-Watkins Glen; 2012-Texas

Poles (8): 2005-Portland, Mexico City; 2006-Toronto, Mexico City; 2007-Portland, San Jose; 2008-Long Beach; 2010-Toronto

AJ Allmendinger Team Penske

Track	QP	SP	FP	Laps			Points	Points Position
				Laps	Led	Reason Out		
St. Petersburg								
Barber	10	10	19	90	0	Running	11	25
Long Beach	14	14	23	51	0	Mechanical	7	26
Sao Paulo								
Indianapolis	5	5	7	200	23	Running	37	24
Belle Isle-1	13	13	25	0	0	Contact	5	23
Belle Isle-2	12	12	25	0	0	Contact	5	25
Texas								
Milwaukee								
Iowa								
Pocono								
Toronto-1								
Toronto-2								
Mid-Ohio								
Sonoma								
Baltimore								
Houston-1								
Houston-2								
Auto Club								
Total				341	23		65	

Best Finish:

1st -5 times (most recent:
Road America, 2006)

Best Start:

1st-2 times (most recent:
Cleveland, 2006)

Avg. Start 10.8 **Avg. Finish** 19.8

IZOD IndyCar Series Career Summary

Season	Races	Wins	Poles	Top 5	Top	Races	Laps	Running at
					10	Led	Led	Finish
2004-2006	40	5	2	19	26	11	321	32
2013	5	0	0	0	1	1	23	2
Total	45	5	2	19	27	12	344	34

Note: Underlined number denotes grid penalty

Sonoma Notes:

-Not scheduled to compete at track.

2013 Notes:

-Competing in selected events for Team Penske
-Led 23 laps at Indianapolis on way to seventh place finish.

Marco Andretti Andretti Autosport

Track	QP	SP	FP	Laps			Points	Points Position
				Laps	Led	Reason Out		
St. Petersburg	7	7	3	110	0	Running	35	3
Barber	7	7	7	90	0	Running	26	4
Long Beach	26	25	7	80	0	Running	26	4
Sao Paulo	10	10	3	75	7	Running	36	2
Indianapolis	3	3	4	200	31	Running	45	1
Belle Isle-1	19	18	20	67	0	Running	11	3
Belle Isle-2	14	14	6	70	0	Running	28	2
Texas	2	2	5	227	57	Running	31	2
Milwaukee	1	1	20	176	61	Mechanical	12	3
Iowa	4	2	9	250	0	Running	28	3
Pocono	1	1	10	160	88	Running	24	3
Toronto-1	11	10	4	85	0	Running	32	4
Toronto-2	18	17	9	85	0	Running	22	4
Mid-Ohio	4	4	9	90	0	Running	22	4
Sonoma								
Baltimore								
Houston-1								
Houston-2								
Auto Club								
Total				1,765	244		378	

Best Finish:

1st -2 times (most recent:
Iowa, 2011)

Best Start:

1st-4 times (most recent:
Pocono, 2013)

Avg. Start 8.6 **Avg. Finish** 8.3

IZOD IndyCar Series Career Summary

Season	Races	Wins	Poles	Top 5	Top 10	Races Led	Laps Led	Running at Finish
2006-2012	114	2	2	27	50	31	648	82
2013	14	0	2	5	12	5	244	13
Total	128	2	4	32	62	36	892	95

Note: Underlined number denotes grid penalty

Sonoma Notes:

- Won first career Indy car race at track in 2006.
- Has led 32 laps in three starts at track.

2013 Notes:

- Competing for his eighth season with Andretti Autosport.
- Scored a podium finish at St. Petersburg to start season.
- Recorded his third straight top-10 finish at Long Beach.
- Finished on podium for second time this season at Sao Paulo.
- Only driver to finish in top-10 in first four races.
- Moved into points lead at Indianapolis after finishing fourth.
- Won pole at Milwaukee-third career and second at track.
- Wins pole at Pocono, led most laps (88), finishes 10th.
- A top-five and a top-10 finish in the two races at Toronto.
- 12th top-10 finish of the season at Mid-Ohio.

**Ana Beatriz
Dale Coyne Racing**

Track	QP	SP	FP	Laps			Points	Points Position
				Laps	Led	Reason Out		
St. Petersburg	25	25	22	55	0	Mechanical	8	22
Barber	25	25	24	65	0	Mechanical	6	24
Long Beach	23	22	14	80	0	Running	16	24
Sao Paulo	16	16	25	6	0	Mechanical	5	25
Indianapolis	29	29	15	200	0	Running	18	26
Belle Isle-1								
Belle Isle-2								
Texas								
Milwaukee	20	19	19	242	0	Running	11	28
Iowa	18	<u>23</u>	22	183	0	Mechanical	8	26
Pocono								
Toronto-1								
Toronto-2								
Mid-Ohio								
Sonoma								
Baltimore								
Houston-1								
Houston-2								
Auto Club								
Total				831	0		72	

Best Finish:
11th-Toronto, 2011

Best Start:
10th-Baltimore, 2011

Avg. Start 22.7 **Avg. Finish** 20.1

IZOD IndyCar Series Career Summary								
Season	Races	Wins	Poles	Top 5	Top 10	Races Led	Laps Led	Running at Finish
2010-2012	22	0	0	0	0	0	0	16
2013	7	0	0	0	0	0	0	3
Total	29	0	0	0	0	0	0	19

Note: Underlined number denotes grid penalty

Sonoma Notes:

-Started 10th and finished 13th in only race at track in 2011.

2013 Notes:

-First season with Dale Coyne Racing.

-Raced first five races of season for Dale Coyne Racing and returned for Milwaukee race.

Sebastien Bourdais Dragon Racing

Track	QP	SP	FP	Laps			Points	Points Position
				Laps	Led	Reason Out		
St. Petersburg	21	21	11	110	0	Running	19	11
Barber	23	23	16	90	0	Running	14	15
Long Beach	15	15	15	80	0	Running	15	18
Sao Paulo	7	7	14	75	13	Running	17	20
Indianapolis	15	15	29	178	0	Contact	9	21
Belle Isle-1	15	14	24	19	0	Mechanical	6	21
Belle Isle-2	22	22	11	70	0	Running	19	20
Texas	17	15	20	224	0	Running	10	21
Milwaukee	14	14	22	152	0	Mechanical	8	21
Iowa	22	19	14	248	0	Running	16	21
Pocono	12	11	16	159	0	Running	14	20
Toronto-1	2	2	2	85	20	Running	41	19
Toronto-2	7	7	3	85	0	Running	35	16
Mid-Ohio	14	13	12	90	0	Running	18	16
Sonoma								
Baltimore								
Houston-1								
Houston-2								
Auto Club								
Total				1,665	33		241	

Best Finish:

1st-31 times (most recent-Mexico City, 2007)

Best Start:

1st-31 times (most recent-Assen, 2007)

Avg. Start 14.1 **Avg. Finish** 14.9

IZOD IndyCar Series Career Summary

Season	Races	Wins	Poles	Top 5	10	Races Led	Laps Led	Running at Finish
2003-2007, 11-12	94	31	31	58	69	51	2,103	71
2013	14	0	0	2	2	2	33	11
Total	108	31	31	60	71	53	2,136	82

Note: Underlined number denotes grid penalty

Sonoma Notes:

- Finished sixth after starting eighth in first start at track in 2011
- Started third in 2012 but contact ended his day. Finished 22nd

2013 Notes:

- Second season driving for Dragon Racing.
- Led 13 laps at Sao Paulo --his first laps led since Mexico City in 2007.
- Two podium finishes in Toronto along with a second place start in Toronto 1.

Ryan Briscoe Panther Racing

Track	QP	SP	FP	Laps			Points	Points Position
				Laps	Led	Reason Out		
St. Petersburg								
Barber								
Long Beach								
Sao Paulo								
Indianapolis	23	23	12	200	0	Running	22	28
Belle Isle-1	22	21	21	66	0	Contact	9	28
Belle Isle-2	13	13	13	69	0	Running	17	28
Texas								
Milwaukee	19	18	15	248	0	Running	15	29
Iowa								
Pocono	23	19	14	159	0	Running	16	26
Toronto-1	10	9	22	64	0	Contact	8	25
Toronto-2								
Mid-Ohio								
Sonoma								
Baltimore								
Houston-1								
Houston-2								
Auto Club								
Total				806	0		87	

Best Finish:

1st-7 Times (most recent:
Sonoma, 2012)

Best Start:

1st-13 times (most recent:
Indianapolis, 2012)

Avg. Start 17.2 **Avg. Finish** 16.2

IZOD IndyCar Series Career Summary

Season	Races	Wins	Poles	Top 5	10p	Races 10	Laps Led	Running at Finish
2010-2012	104	7	13	37	60	47	1,430	67
2013	6	0	0	0	0	0	0	4
Total	110	7	13	37	60	47	1,430	71

Note: Underlined number denotes grid penalty

Sonoma Notes:

- Won 2012 race at Sonoma, leading final 22 laps.
- Started on pole in his first start at track in 2005 for Target Chip Ganassi Racing.
- Started and finished second in both 2008-09.

2013 Notes:

- Made 2013 season debut at Indianapolis driving for Chip Ganassi Racing.
- Replaced JR Hildebrand at Belle Isle for Panther Racing.
- Returned to drive for Panther at Milwaukee, Pocono and Toronto 1.
- Injured wrist in first Toronto race and was unable to compete in second race.

Ed Carpenter Ed Carpenter Racing

Track	QP	SP	FP	Laps			Points	Points Position
				Laps	Led	Reason Out		
St. Petersburg	23	23	14	110	0	Running	16	14
Barber	26	26	22	89	0	Running	8	20
Long Beach	24	23	18	80	0	Running	12	23
Sao Paulo	14	14	23	71	0	Running	7	23
Indianapolis	1	1	10	200	37	Running	38	18
Belle Isle-1	24	22	18	69	0	Running	12	17
Belle Isle-2	23	23	15	66	0	Running	15	19
Texas	9	9	4	228	0	Running	32	16
Milwaukee	21	20	14	248	0	Running	16	16
Iowa	6	4	4	250	18	Running	37	13
Pocono	15	14	9	160	0	Running	22	13
Toronto-1	23	23	13	85	0	Running	17	13
Toronto-2	23	22	22	77	0	Contact	8	14
Mid-Ohio	23	23	20	89	0	Running	10	14
Sonoma								
Baltimore								
Houston-1								
Houston-2								
Auto Club								
Total				1,822	55		250	

Best Finish:

1st-2 times (most recent:
Fontana, 2012)

Best Start:

1st-2 times (most recent:
Indianapolis, 2013)

Avg. Start 17.6 Avg. Finish 14.7

IZOD IndyCar Series Career Summary

Season	Races	Wins	Poles	Top 5	Top	Races	Laps	Running at
					10	Led	Led	Finish
2003-2012	128	2	1	7	32	8	125	98
2013	14	0	1	2	4	2	55	13
Total	142	2	2	9	36	10	180	111

Note: Underlined number denotes grid penalty

Sonoma Notes:

- Best finish in six starts is 11th in 2009.
- Best start is 14th in 2007.
- Has been running at the finish in all seven starts.

2013 Notes:

- Second season as owner-driver of Ed Carpenter Racing.
- Best start of the season at Sao Paulo (14th).
- Won the pole at Indianapolis and led most laps (37).
- First top-five finish of season at Texas.
- Second top-five finish in three races at Iowa.
- Top-10 finish at Pocono.
- Best road course finish of season in first Toronto race.

Helio Castroneves Team Penske

Track	QP	SP	FP	Laps			Points	Points Position
				Laps	Led	Reason Out		
St. Petersburg	5	5	2	110	42	Running	43	2
Barber	6	6	3	90	25	Running	36	1
Long Beach	6	6	10	80	0	Running	20	1
Sao Paulo	18	18	13	75	0	Running	17	3
Indianapolis	8	8	6	200	1	Running	36	3
Belle Isle-1	12	12	5	70	0	Running	30	1
Belle Isle-2	9	9	8	70	0	Running	24	1
Texas	6	6	1	228	132	Running	53	1
Milwaukee	18	17	2	250	0	Running	40	1
Iowa	1	<u>11</u>	8	250	0	Running	33	1
Pocono	6	6	8	160	0	Running	24	1
Toronto-1	8	7	6	85	0	Running	28	1
Toronto-2	3	3	2	85	2	Running	41	1
Mid-Ohio	15	14	6	90	0	Running	28	1
Sonoma								
Baltimore								
Houston-1								
Houston-2								
Auto Club								
Total				1,843	202		453	

Best Finish:
1st-28 times (most recent:
Texas, 2013)

Best Start:
1st-38 times (most recent:
Iowa, 2013)

Avg. Start	9.1			Avg. Finish	5.7			
IZOD IndyCar Series Career Summary								
					Top	Races	Laps	Running at
Season	Races	Wins	Poles	Top 5	10	Led	Led	Finish
1998-2012	258	27	37	105	164	123	4,733	200
2013	14	1	1	6	13	5	202	14
Total	272	28	38	111	177	128	4,935	214

Note: Underlined number denotes grid penalty

Sonoma Notes:

- Won at Sonoma in 2008 after starting on the pole and leading 51 laps.
- Finished in top five in five of last seven starts at track.

2013 Notes:

- Has been driving for Team Penske since the 2000 CART season.
- Led most laps (42) at St. Petersburg.
- Moves into point lead after Barber based on two podium finishes.
- Returns to point lead after Belle Isle races.
- Win at Texas ties him with Mears and Johncock in number of season with a win (13).
- Fourth podium and second runner-up finish of season at Milwaukee.
- Won pole at Iowa but started 11th due to grid penalty.
- Only driver to complete all laps this season through Mid-Ohio.

Mike Conway
Dale Coyne Racing

Track	QP	SP	FP	Laps			Points	Points Position
				Laps	Led	Reason Out		
St. Petersburg Barber								
Long Beach	5	5	25	38	0	Electrical	5	27
Sao Paulo								
Indianapolis								
Belle Isle-1	3	2	1	70	47	Running	53	24
Belle Isle-2	1	1	3	70	31	Running	39	21
Texas								
Milwaukee								
Iowa								
Pocono								
Toronto-1	20	20	7	85	0	Running	26	24
Toronto-2	24	23	7	85	0	Running	26	24
Mid-Ohio								
Sonoma								
Baltimore								
Houston-1								
Houston-2								
Auto Club								
Total				348	78		149	

Best Finish:
1st 2 times (most recent:
Belle Isle 1, 2013)

Best Start:
1st (Belle Isle 2, 2013)

Avg. Start 10.2 **Avg. Finish** 8.6

IZOD IndyCar Series Career Summary

Season	Races	Wins	Poles	Top 5	Top Races		Laps Led	Running at Finish
					10	Led		
1998-2012	53	1	0	3	13	3	31	32
2013	5	1	1	2	4	2	78	4
Total	58	2	1	5	17	5	109	36

Note: Underlined number denotes grid penalty

Sonoma Notes:

- Finished third after starting ninth in first Sonoma start (2009)
- Started in the top 10 (7th) in 2011 race.

2013 Notes:

- Made 2013 season debut at Long Beach for Rahal Letterman Lanigan Racing.
- Competed at Belle Isle and Toronto for Dale Coyne Racing.
- Scored second career win, first career pole and led a total of 78 laps at Belle Isle.
- Despite poor qualifying position, finished in top-10 at both Toronto races.

**James Davison
Dale Coyne Racing**

Track	QP	SP	FP	Laps			Points	Points Position
				Laps	Led	Reason Out		
St. Petersburg								
Barber								
Long Beach								
Sao Paulo								
Indianapolis								
Belle Isle-1								
Belle Isle-2								
Texas								
Milwaukee								
Iowa								
Pocono								
Toronto-1								
Toronto-2								
Mid-Ohio	17	16	15	90	0	Running	15	31
Sonoma								
Baltimore								
Houston-1								
Houston-2								
Auto Club								
Total				90	0		15	

Best Finish:
15th (Mid-Ohio, 2013)

Best Start:
16th (Mid-Ohio, 2013)

Avg. Start 16.0 **Avg. Finish** 15.0

IZOD IndyCar Series Career Summary

Season	Races	Wins	Poles	Top 5	Top	Races	Laps	Running at
					10	Led	Led	Finish
2013	1	0	0	0	0	0	0	1
Total	1	0	0	0	0	0	0	1

Note: Underlined number denotes grid penalty

Sonoma Notes:

-Not scheduled to compete at the track this weekend.

2013 Notes:

-First IZOD IndyCar start at Mid-Ohio driving for Dale Coyne Racing.

Simona De Silvestro
KV Racing Technology

Track	QP	SP	FP	Laps			Points	Points Position
				Laps	Led	Reason Out		
St. Petersburg	3	3	6	110	0	Running	28	6
Barber	14	14	18	90	0	Running	12	11
Long Beach	20	19	9	80	0	Running	22	9
Sao Paulo	8	8	8	75	0	Running	24	9
Indianapolis	24	24	17	200	0	Running	17	13
Belle Isle-1	18	17	16	70	0	Running	14	12
Belle Isle-2	17	17	24	8	0	Contact	6	17
Texas	12	<u>22</u>	16	226	0	Running	14	17
Milwaukee	24	22	24	69	0	Contact	6	18
Iowa	23	20	21	243	0	Running	9	18
Pocono	10	9	11	160	0	Running	19	18
Toronto-1	22	22	10	85	0	Running	20	18
Toronto-2	10	9	14	84	0	Running	16	19
Mid-Ohio	9	9	11	90	0	Running	19	19
Sonoma								
Baltimore								
Houston-1								
Houston-2								
Auto Club								
Total				1,590	0		226	

Best Finish:
4th (St. Petersburg, 2011)

Best Start:
3rd (St. Petersburg, 2013)

Avg. Start 15.4 **Avg. Finish** 14.6

IZOD IndyCar Series Career Summary

Season	Races	Wins	Poles	Top 5	Top Races		Laps Led	Running at Finish
					10	Led		
2010-2012	46	0	0	1	5	2	5	27
2013	14	0	0	0	4	0	0	12
Total	60	0	0	1	9	2	5	39

Note: Underlined number denotes grid penalty

Sonoma Notes:

- Started 11th and finished 13th in only start at track in 2010.
- Started 27th and finished 17th in 2012 race.

2013 Notes:

- Joins KV Racing Technology for 2013 season.
- Career best start (3rd) at St. Petersburg.
- Third top-10 finish of the season at Sao Paulo.
- Best oval finish of the season at Pocono-11th.
- First top-10 finish since Sao Paulo in first Toronto race.

Scott Dixon
Target Chip Ganassi Racing

Track	QP	SP	FP	Laps			Points	Points Position
				Laps	Led	Reason Out		
St. Petersburg	20	20	5	110	0	Running	30	5
Barber	4	4	2	90	0	Running	40	2
Long Beach	27	26	11	80	0	Running	19	3
Sao Paulo	6	6	18	75	0	Running	12	5
Indianapolis	16	16	14	200	1	Running	21	8
Belle Isle-1	16	15	4	70	0	Running	32	6
Belle Isle-2	7	7	4	70	0	Running	32	4
Texas	11	11	23	61	0	Mechanical	7	7
Milwaukee	11	11	6	250	0	Running	28	5
Iowa	5	<u>15</u>	16	247	0	Running	19	7
Pocono	7	<u>17</u>	1	160	38	Running	51	4
Toronto-1	6	5	1	85	14	Running	51	3
Toronto-2	1	1	1	85	81	Running	54	2
Mid-Ohio	3	3	7	90	0	Running	26	2
Sonoma								
Baltimore								
Houston-1								
Houston-2								
Auto Club								
Total				1,673	134		422	

Best Finish:
 1st-32 times (most recent:
 Toronto 2, 2013)

Best Start:
 1st-19 times (most recent:
 Toronto 2, 2013)

Avg. Start	11.2	Avg. Finish	8.1					
IZOD IndyCar Series Career Summary								
			Top	Races	Laps	Running at		
Season	Races	Wins	Poles	Top 5	10	Led	Led	Finish
2001-2012	201	29	18	98	142	93	3,988	165
2013	14	3	1	7	9	4	134	13
Total	215	32	19	105	151	97	4,122	178

Note: Underlined number denotes grid penalty

Sonoma Notes:

- Started on pole in 2006.
- Won race in 2007.
- Led 57 laps in last five races at the track.

2013 Notes:

- Longest-tenured driver for Target Chip Ganassi Racing. Joined team during the 2002 CART season.
- Finished fifth at St. Petersburg after making last lap pass on De Silvestro before start/finish line
- Two top-five finishes in first two races.
- Recorded Two top-five finishes at Belle Isle.
- Grid penalty at Iowa after winning heat 1 and finishing fifth in heat race 3.
- Leading for only second time in 2013, won at Pocono after starting 17th.
- Won both races at Toronto and pole for second race -moves to second in points.

Luca Filippi Barracuda Racing

Track	QP	SP	FP	Laps			Points	Points Position
				Laps	Led	Reason Out		
St. Petersburg								
Barber								
Long Beach								
Sao Paulo								
Indianapolis								
Belle Isle-1								
Belle Isle-2								
Texas								
Milwaukee								
Iowa								
Pocono								
Toronto-1								
Toronto-2								
Mid-Ohio	24	24	16	90	0	Running	14	32
Sonoma								
Baltimore								
Houston-1								
Houston-2								
Auto Club								
Total				90	0		14	

Best Finish:
24th (Mid-Ohio, 2013)

Best Start:
16th (Mid-Ohio, 2013)

Avg. Start 24.0 **Avg. Finish** 16.0

IZOD IndyCar Series Career Summary

Season	Races	Wins	Poles	Top 5	Top	Races	Laps	Running at
					10	Led	Led	Finish
2013	1	0	0	0	0	0	0	1
Total	1	0	0	0	0	0	0	1

Note: Underlined number denotes grid penalty

Sonoma Notes:

-Not scheduled to compete this weekend

2013 Notes:

-First IZOD IndyCar Series start at Mid-Ohio.

Dario Franchitti
Target Chip Ganassi Racing

Track	QP	SP	FP	Laps			Points	Points Position
				Laps	Led	Reason Out		
St. Petersburg	10	10	25	18	0	Contact	5	25
Barber	17	17	25	42	0	Mechanical	5	26
Long Beach	1	1	4	80	27	Running	34	20
Sao Paulo	3	3	7	75	0	Running	26	15
Indianapolis	17	17	23	197	0	Contact	11	17
Belle Isle-1	1	<u>11</u>	6	70	0	Running	29	14
Belle Isle-2	16	16	5	70	0	Running	30	11
Texas	4	4	6	227	0	Running	28	10
Milwaukee	17	<u>23</u>	8	250	0	Running	24	10
Iowa	24	21	20	246	0	Running	10	12
Pocono	18	<u>20</u>	3	160	0	Running	35	11
Toronto-1	1	1	3	85	20	Running	37	8
Toronto-2	2	2	4	85	0	Running	33	7
Mid-Ohio	6	6	3	90	0	Running	35	6
Sonoma								
Baltimore								
Houston-1								
Houston-2								
Auto Club								
Total				1,695	47		342	

Best Finish:
1st-31 times (most recent:
Indianapolis, 2012)

Best Start:
1st-32 times (most recent:
Toronto 1, 2013)

Avg. Start 10.9 **Avg. Finish** 10.1

IZOD IndyCar Series Career Summary								
Season	Races	Wins	Poles	Top 5	Top 10	Races Led	Laps Led	Running at Finish
1997-07, 2009-12	247	31	29	112	156	105	4,515	186
2013	14	0	3	6	10	2	47	11
Total	261	31	32	118	166	107	4,562	197

Note: Underlined number denotes grid penalty

Sonoma Notes:

- Started on the pole in both 2007 and 2009.
- Finished first in 2009, second in 2006 and third in 2007 and 2010.
- Has led 137 in his seven starts at track.

2013 Notes:

- Fifth year driving for Target Chip Ganassi Racing.
- Rebounds from two DNF's to win pole at Long Beach and finish fourth.
- Won pole for Belle Isle 1 but started 11th due to grid penalty.
- Milwaukee finish was sixth top-10 finish in last seven races.
- First podium finish of the season (3rd) at Pocono.
- Second podium of the season in first race at Toronto.
- Third podium of the season at Mid-Ohio.

**JR Hildebrand
Barracuda Racing**

Track	QP	SP	FP	Laps			Points	Points Position
				Laps	Led	Reason Out		
St. Petersburg	24	24	19	78	0	Contact	11	19
Barber	24	24	17	90	0	Running	13	21
Long Beach	12	12	5	80	0	Running	30	15
Sao Paulo	11	11	15	75	6	Running	16	16
Indianapolis	10	10	33	3	0	Contact	9	19
Belle Isle-1								
Belle Isle-2								
Texas								
Milwaukee								
Iowa								
Pocono								
Toronto-1								
Toronto-2								
Mid-Ohio								
Sonoma								
Baltimore								
Houston-1								
Houston-2								
Auto Club								
Total				326	6		79	

Best Finish:
2nd (Indianapolis, 2011)

Best Start:
4th (Iowa, 2011)

Avg. Start 16.2 **Avg. Finish** 17.8

IZOD IndyCar Series Career Summary

Season	Races	Wins	Poles	Top 5	Top	Races	Laps	Running at
					10	Led	Led	Finish
2010-2012	34	0	0	4	11	6	70	27
2013	5	0	0	1	1	1	4	3
Total	39	0	0	5	12	7	74	30

Note: Underlined number denotes grid penalty

Sonoma Notes:

- Best finish in three starts was eighth in 2012.
- Best start was 15th in 2012.

2013 Notes:

- Third season as driver for Panther Racing.
- First top-five finish of the season at Long Beach.
- Led first laps (4) of the season at Sao Paulo.
- Released from contract with Panther after Indianapolis 500.

James Hinchcliffe Andretti Autosport

Track	QP	SP	FP	Laps			Points	Points Position
				Laps	Led	Reason Out		
St. Petersburg	4	4	1	110	26	Running	51	1
Barber	20	20	26	3	0	Contact	5	5
Long Beach	7	7	26	34	0	Contact	5	10
Sao Paulo	5	5	1	75	1	Running	51	4
Indianapolis	9	9	21	199	7	Running	16	5
Belle Isle-1	21	20	15	70	0	Running	15	7
Belle Isle-2	10	10	19	57	0	Running	11	9
Texas	13	12	9	227	0	Running	22	9
Milwaukee	2	2	5	250	0	Running	30	9
Iowa	3	2	1	250	226	Running	60	4
Pocono	3	3	24	0	0	Contact	6	5
Toronto-1	14	13	8	85	0	Running	24	6
Toronto-2	12	11	21	81	0	Running	9	8
Mid-Ohio	13	12	10	90	0	Running	20	7
Sonoma								
Baltimore								
Houston-1								
Houston-2								
Auto Club								
Total				1,531	260		325	

Best Finish:

1st-3 times (most recent:
Iowa, 2013)

Best Start:

2nd (Barber, 2012)

Avg. Start 9.3 Avg. Finish 13.4

IZOD IndyCar Series Career Summary

Season	Races	Wins	Poles	Top 5	Top 10	Races Led	Laps Led	Running at Finish
2011-12	31	0	0	8	15	9	65	24
2013	14	3	0	4	7	4	260	11
Total	45	3	0	12	22	13	325	35

Note: Underlined number denotes grid penalty

Sonoma Notes:

- Started sixth and finished seventh in first start at track in 2011.
- Started 10th in 2012 but mechanical problems resulted in 26th place finish.

2013 Notes:

- Second season driving for the Andretti Autosport team.
- Wins first career IZOD IndyCar Series race at St. Petersburg leading final 26 laps.
- Led only final lap of the race at Sao Paulo to win for second time in four starts this season.
- Texas was first top-10 finish since winning at Sao Paulo.
- Third top-five finish of season at Milwaukee.
- Dominating performance at Iowa leading 226 of the 250 laps for the win.

Ryan Hunter-Reay Andretti Autosport

Track	QP	SP	FP	Laps			Points	Points Position
				Laps	Led	Reason Out		
St. Petersburg	8	8	18	79	0	Mechanical	12	18
Barber	1	1	1	90	53	Running	54	3
Long Beach	2	2	24	49	1	Contact	7	6
Sao Paulo	1	1	11	75	16	Running	21	6
Indianapolis	7	7	3	200	26	Running	44	4
Belle Isle-1	5	4	2	70	20	Running	41	2
Belle Isle-2	4	4	18	59	0	Running	12	3
Texas	3	3	2	228	35	Running	41	3
Milwaukee	4	4	1	250	65	Running	51	2
Iowa	14	12	2	250	0	Running	40	2
Pocono	2	2	20	121	0	Laps	10	2
Toronto-1	7	6	18	83	0	Running	12	2
Toronto-2	4	4	19	83	0	Contact	11	3
Mid-Ohio	1	1	5	90	30	Running	32	3
Sonoma								
Baltimore								
Houston-1								
Houston-2								
Auto Club								
Total				1,727	246		388	

Best Finish:
1st-11 times (most recent:
Milwaukee, 2013)

Best Start:
1st -4 times (most recent:
Sao Paulo, 2013)

Avg. Start 4.2 **Avg. Finish** 10.3

IZOD IndyCar Series Career Summary

Season	Races	Wins	Poles	Top 5	Top	Races	Laps	Running at
					10	Led	Led	Finish
2003-05,07-12	132	9	2	26	64	17	592	90
2013	14	2	3	7	7	8	246	10
Total	146	11	5	33	71	25	838	100

Note: Underlined number denotes grid penalty

Sonoma Notes:

- Best finish of 8th in 2010 at track.
- Has started in the top 10 four times.

2013 Notes:

- Fourth season with Andretti Autosport.
- Clean sweep at Barber -pole, win, led most laps.
- Won second pole of the season at Sao Paulo.
- Finished third at Indianapolis.
- Led 20 laps and finished second in Belle Isle 1.
- Fourth podium finish of season at Texas.
- Led final 53 laps at Milwaukee for third win at track and second win of season.
- Moves from 12th to finish second at Iowa.
- Won third pole of season at Mid-Ohio.

James Jakes
Rahal Letterman Lanigan Racing

Track	QP	SP	FP	Laps			Points	Points Position
				Laps	Led	Reason Out		
St. Petersburg	18	18	15	110	0	Running	15	16
Barber	11	11	23	86	0	Running	7	22
Long Beach	13	13	12	80	0	Running	18	22
Sao Paulo	25	24	17	75	0	Running	13	22
Indianapolis	20	20	20	199	5	Running	15	23
Belle Isle-1	4	3	10	70	0	Running	20	19
Belle Isle-2	2	2	2	70	4	Running	42	12
Texas	10	10	12	227	0	Running	18	14
Milwaukee	12	12	18	245	0	Running	12	15
Iowa	21	<u>24</u>	18	247	0	Running	12	17
Pocono	14	13	12	160	0	Running	18	17
Toronto-1	5	<u>15</u>	12	85	0	Running	18	16
Toronto-2	21	20	23	62	0	Contact	7	18
Mid-Ohio	10	10	13	90	0	Running	17	18
Sonoma								
Baltimore								
Houston-1								
Houston-2								
Auto Club								
Total				1,806	9		232	

Best Finish:
 2nd (2013 -Belle Isle 2)

Best Start:
 2nd (2013 -Belle Isle 2)

Avg. Start 13.9 **Avg. Finish** 14.8

IZOD IndyCar Series Career Summary

Season	Races	Wins	Poles	Top 5	Top	Races	Laps	Running at
					10	Led	Led	Finish
2011-12	31	0	0	0	2	2	11	21
2013	14	0	0	1	2	2	9	13
Total	45	0	0	1	4	4	20	34

Note: Underlined number denotes grid penalty

Sonoma Notes:

- Finished 12th after starting 24th in 2012.
- Finished 19th after starting 17th in first start at track in 2011.

2013 Notes:

- Third season in IZOD IndyCar Series switching teams to Rahal Letterman Lanigan Racing for 2013.
- Best finish of the season (12th) at Long Beach.
- Led for first time this season at Indianapolis.
- Career best start and finish in Belle Isle 2.
- Fourth top-10 start of season at Mid-Ohio.

Tony Kanaan
KV Racing Technology

Track	QP	SP	FP	Laps			Points	Points Position
				Laps	Led	Reason Out		
St. Petersburg	11	11	4	110	0	Running	32	4
Barber	19	19	13	90	0	Running	17	7
Long Beach	8	8	20	78	0	Contact	10	12
Sao Paulo	4	4	21	72	12	Running	10	17
Indianapolis	12	12	1	200	34	Running	55	7
Belle Isle-1	20	19	13	70	0	Running	17	8
Belle Isle-2	19	19	12	70	10	Running	19	8
Texas	15	13	3	228	0	Running	35	4
Milwaukee	7	7	10	249	0	Running	20	6
Iowa	8	5	3	250	0	Running	38	5
Pocono	5	5	13	160	15	Running	18	6
Toronto-1	4	4	5	85	0	Running	30	5
Toronto-2	6	6	24	35	0	Contact	6	6
Mid-Ohio	20	19	24	64	0	Off Course	6	10
Sonoma								
Baltimore								
Houston-1								
Houston-2								
Auto Club								
Total				1,761	71		313	

Best Finish:
1st-16 times (most recent:
Indianapolis, 2013)

Best Start:
1st-15 times (most recent:
Las Vegas, 2011)
Drew for pole position at
Texas Race 2, 2011

Avg. Start 10.8 **Avg. Finish** 11.9

IZOD IndyCar Series Career Summary

Season	Races	Wins	Poles	Top 5	Top Races		Laps Led	Running at Finish
					10	Led		
1998-2012	257	15	15	106	167	93	3,260	200
2013	14	1	0	5	6	4	71	11
Total	271	16	15	111	173	97	3,331	211

Note: Underlined number denotes grid penalty

Sonoma Notes:

- Won the first IZOD IndyCar Series race at the track in 2005.
- Led 33 laps in his win in 2005.
- Has started no worse than ninth in his six of eight starts at track.

2013 Notes:

- Third season driving for the KV Racing Technology.
- Drove to his 107th career top-five finish at St. Petersburg.
- Led for first time this season at Sao Paulo.
- Led 34 laps on way to winning first Indianapolis 500.
- Second podium finish of the season at Texas.
- Third podium finish of the season and second in three races at Iowa.

Charlie Kimball
Novo Nordisk Chip Ganassi Racing

Track	QP	SP	FP	Laps			Reason Out	Points	Points Position
				Laps	Led				
St. Petersburg	14	14	12	110	0	Running	18	12	
Barber	5	5	4	90	3	Running	33	6	
Long Beach	9	9	21	78	0	Running	9	11	
Sao Paulo	17	17	10	75	0	Running	20	10	
Indianapolis	19	19	9	200	0	Running	26	11	
Belle Isle-1	25	<u>25</u>	14	70	0	Running	16	10	
Belle Isle-2	18	18	7	70	3	Running	27	10	
Texas	8	8	17	226	0	Running	13	11	
Milwaukee	22	21	17	246	0	Running	13	13	
Iowa	17	14	12	249	0	Running	18	14	
Pocono	13	12	2	160	4	Running	41	12	
Toronto-1	16	16	21	72	2	Contact	10	12	
Toronto-2	16	15	6	85	0	Running	28	11	
Mid-Ohio	5	5	1	90	46	Running	53	8	
Sonoma									
Baltimore									
Houston-1									
Houston-2									
Auto Club									
Total				1,821	58		325		

Best Finish:
1st (Mid-Ohio, 2013)

Best Start:
5th (Barber, 2013; Mid-Ohio, 2013)

Avg. Start 14.1 **Avg. Finish** 10.9

IZOD IndyCar Series Career Summary

Season	Races	Wins	Poles	Top 5	Top Races		Laps		Running at Finish
					10	Led	Led	Led	
2011-12	31	0	0	1	8	1	3	22	
2013	14	1	0	3	7	5	58	13	
Total	45	1	0	4	15	6	61	35	

Note: Underlined number denotes grid penalty

Sonoma Notes:

- Started and finished 26th in 2011-first start at track.
- Started and finished 21st in 2012.

2013 Notes:

- Third season driving for car owner Chip Ganassi.
- Best career start at Barber followed up by second career top-five finish.
- Ties career best finish at Pocono -also career best oval finish.
- Leads 46 laps at Mid-Ohio to win his first IZOD IndyCar Series race.

Carlos Munoz Panther Racing

Track	QP	SP	FP	Laps			Points	Points Position
				Laps	Led	Reason Out		
St. Petersburg								
Barber								
Long Beach								
Sao Paulo								
Indianapolis	2	2	2	200	12	Running	54	25
Belle Isle-1								
Belle Isle-2								
Texas								
Milwaukee								
Iowa								
Pocono								
Toronto-1								
Toronto-2	8	<u>24</u>	17	84	0	Running	13	28
Mid-Ohio								
Sonoma								
Baltimore								
Houston-1								
Houston-2								
Auto Club								
Total				284	12		67	

Best Finish:
2nd (Indianapolis, 2013)

Best Start:
2nd (Indianapolis, 2013)

Avg. Start 13.0 **Avg. Finish** 9.5

IZOD IndyCar Series Career Summary

Season	Races	Wins	Poles	Top 5	Top 10	Races Led	Laps Led	Running at Finish
2013	2	0	0	1	1	1	12	2
Total	2	0	0	1	1	1	12	2

Note: Underlined number denotes grid penalty

Sonoma Notes:

-Not scheduled to compete at track this weekend.

2013 Notes:

-Started and finished 2nd in first IZOD IndyCar Series start in Indianapolis 500.

-Substituting for injured Ryan Briscoe at Toronto 2 race -started from rear of field.

Josef Newgarden
Sarah Fisher Hartman Racing

Track	QP	SP	FP	Laps			Points	Points Position
				Laps	Led	Reason Out		
St. Petersburg	16	16	23	50	0	Mechanical	7	23
Barber	22	22	9	90	0	Running	22	16
Long Beach	16	16	13	80	0	Running	17	19
Sao Paulo	23	<u>25</u>	5	75	0	Running	30	13
Indianapolis	25	25	28	191	0	Running	8	15
Belle Isle-1	23	<u>24</u>	7	70	0	Running	26	15
Belle Isle-2	24	24	16	64	0	Running	14	16
Texas	7	7	8	227	0	Running	24	15
Milwaukee	8	8	11	249	0	Running	19	14
Iowa	16	<u>22</u>	15	248	0	Running	15	16
Pocono	16	15	5	160	0	Running	30	15
Toronto-1	19	19	23	34	0	Running	7	15
Toronto-2	19	18	11	85	0	Running	19	15
Mid-Ohio	19	18	23	88	0	Running	7	15
Sonoma								
Baltimore								
Houston-1								
Houston-2								
Auto Club								
Total				1,711	0		245	

Best Finish:
5th -(Sao Paulo, 2013;
Pocono,2013)

Best Start:
7th -(Indianapolis, 2012;
Texas, 2013)
Started 2nd at Long Beach,
2012 -Chevy Team Penalty

Avg. Start 18.5 Avg. Finish 14.1

IZOD IndyCar Series Career Summary

Season	Races	Wins	Poles	Top 5		Top	Races	Laps	Running at
				Top 5	10	Led	Led	Finish	
2012	14	0	0	0	0	1	1	8	
2013	14	0	0	2	5	0	0	13	
Total	28	0	0	2	5	1	1	21	

Note: Underlined number denotes grid penalty

Sonoma Notes:

-Finished 23rd after starting 22nd in 2012 – first start at track.

2013 Notes:

- Second season driving for Sarah Fisher Hartman Racing.
- Recorded first career top-10 finish at Barber.
- Scored first career top-five finish at Sao Paulo.
- Third top-10 finish of the season at Belle Isle 1 after starting 24th.
- Texas race was his first time to both start and finish the race in the top-10.
- Ties career best finish (5th) at Pocono -also best oval finish of season.

Simon Pagenaud
Schmidt Hamilton Motorsports

Track	QP	SP	FP	Laps			Reason Out	Points	Points Position
				Laps	Led				
St. Petersburg	19	19	24	26	0	Mechanical	6	24	
Barber	13	13	6	90	0	Running	28	14	
Long Beach	17	17	8	80	0	Running	24	13	
Sao Paulo	24	23	9	75	0	Running	22	12	
Indianapolis	21	21	8	200	0	Running	28	10	
Belle Isle-1	9	8	12	70	0	Running	18	9	
Belle Isle-2	6	6	1	70	18	Running	51	5	
Texas	14	<u>23</u>	13	226	0	Running	17	6	
Milwaukee	9	9	12	249	0	Running	18	7	
Iowa	11	8	6	250	0	Running	29	6	
Pocono	9	8	6	160	0	Running	28	7	
Toronto-1	13	12	9	85	0	Running	22	7	
Toronto-2	13	12	12	85	0	Running	18	5	
Mid-Ohio	8	8	2	90	14	Running	41	5	
Sonoma									
Baltimore									
Houston-1									
Houston-2									
Auto Club									
Total				1,756	32		350		

Best Finish:
1st-(Belle Isle 2, 2013)

Best Start:
2nd (Cleveland, 2007)

Avg. Start 13.4 **Avg. Finish** 9.1

IZOD IndyCar Series Career Summary

Season	Races	Wins	Poles	Top 5	Top Races		Laps Led	Running at Finish
					10	Led		
2007, 2011-12	32	0	0	12	20	6	82	30
2013	14	1	0	2	9	2	32	13
Total	46	1	0	14	29	8	114	43

Note: Underlined number denotes grid penalty

Sonoma Notes:

- Finished 15th in 2011 as a replacement for Simona De Silvestro.
- Finished seventh after starting ninth in 2012.

2013 Notes:

- Second season with Schmidt Hamilton Motorsports.
- Consecutive top-10 finishes at Barber, Long Beach and Sao Paulo.
- Fourth consecutive top-10 finish at Indianapolis.
- Wins first career race in Belle Isle 2 after leading final 12 laps.
- Seventh top-10 finish of the season at Pocono.
- Moves to fifth in points after Toronto.
- Second podium finish o the season at Mid-Ohio.

Will Power Team Penske

Track	QP	SP	FP	Laps			Points	Points Position
				Laps	Led	Reason Out		
St. Petersburg	1	1	16	107	26	Running	16	15
Barber	2	2	5	90	9	Running	31	8
Long Beach	3	3	16	80	2	Running	15	8
Sao Paulo	22	22	24	17	0	Mechanical	6	18
Indianapolis	6	6	19	200	16	Running	21	14
Belle Isle-1	10	9	8	70	0	Running	24	13
Belle Isle-2	3	3	20	53	3	Running	11	15
Texas	1	1	7	227	4	Running	28	12
Milwaukee	3	3	3	250	4	Running	36	11
Iowa	2	1	17	247	0	Running	21	10
Pocono	4	4	4	160	15	Running	33	9
Toronto-1	3	3	15	84	29	Contact	18	10
Toronto-2	5	5	18	83	2	Contact	13	10
Mid-Ohio	2	2	4	90	0	Running	32	11
Sonoma								
Baltimore								
Houston-1								
Houston-2								
Auto Club								
Total				1,758	110		305	

Avg. Start 4.6 **Avg. Finish** 12.6

IZOD IndyCar Series Career Summary

Season	Races	Wins	Poles	Top 5	Top	Races	Laps	Running at
					10	Led	Led	Finish
2005-2012	102	18	29	47	66	52	1,658	86
2013	14	0	2	4	6	10	110	11
Total	116	18	31	51	72	62	1,768	97

Note: Underlined number denotes grid penalty

Sonoma Notes:

- Won in 2010 and 2011 after starting on the pole.
- Has led 201 of last 235 laps run at track.
- Won third pole at track in 2012.

2013 Notes:

- Will be competing for fourth full season with Team Penske.
- Won 30th career pole and fourth pole at St. Petersburg.
- Finished fifth at Barber after starting second.
- Only driver to lead in each of first three races.
- Won 31st career pole at Texas.
- First podium finish of the season at Milwaukee.
- Started on pole at Iowa after Castroneves received grid penalty.
- Second top-five finish in two races at Pocono.
- Fourth top-five finish of the season at Mid-Ohio.

Best Finish:

1st-18 times (most recent:
Sao Paulo, 2012)

Best Start:

1st-31 times (most recent:
Texas, 2013)

Graham Rahal

Rahal Letterman Lanigan Racing

Track	QP	SP	FP	Laps			Points	Points Position
				Laps	Led	Reason Out		
St. Petersburg	15	15	13	110	0	Running	17	13
Barber	21	21	21	90	0	Running	9	19
Long Beach	11	11	2	80	0	Running	40	7
Sao Paulo	19	19	22	71	0	Running	8	14
Indianapolis	26	26	25	193	0	Contact	8	16
Belle Isle-1	14	<u>23</u>	9	70	0	Running	22	16
Belle Isle-2	15	15	9	70	0	Running	22	14
Texas	19	17	21	223	0	Running	9	18
Milwaukee	23	<u>24</u>	16	247	0	Running	14	17
Iowa	9	6	5	250	1	Running	33	15
Pocono	17	16	18	158	0	Running	12	16
Toronto-1	18	18	20	82	0	Running	10	17
Toronto-2	20	19	13	84	0	Running	17	17
Mid-Ohio	22	22	18	89	0	Running	12	17
Sonoma								
Baltimore								
Houston-1								
Houston-2								
Auto Club								
Total				1,817	1		233	

Best Finish:
1st (St. Petersburg, 2008)

Best Start:
1st-2 times (most recent:
Kansas, 2009)

Avg. Start 18.0 **Avg. Finish** 15.1

IZOD IndyCar Series Career Summary

Season	Races	Wins	Poles	Top 5	10	Led	Led	Finish
2007-2012	91	1	2	19	44	11	116	70
2013	14	0	0	2	4	1	1	13
Total	105	1	2	21	48	12	117	83

Note: Underlined number denotes grid penalty

Sonoma Notes:

- Best finish of fifth in 2012 after starting 13th.
- Finished eighth in 2008 and 2011.
- Best start of sixth in 2009 but retired with mechanical problems.

2013 Notes:

- Driving for his first season with father's team.
- Scored best finish (2nd) since Texas 2012 at Long Beach.
- Led first lap of the season at Iowa en route to second top-five finish of season.

Sebastian Saavedra Dragon Racing

Track	QP	SP	FP	Laps			Points	Points Position
				Laps	Led	Reason Out		
St. Petersburg	9	9	20	72	0	Contact	10	20
Barber	9	9	20	90	0	Running	10	23
Long Beach	21	20	27	1	0	Contact	5	25
Sao Paulo	20	20	19	75	0	Running	11	24
Indianapolis	27	27	32	34	0	Contact	8	27
Belle Isle-1	11	10	22	32	0	Contact	8	27
Belle Isle-2	11	11	10	70	0	Running	20	24
Texas	20	18	14	226	0	Running	16	24
Milwaukee	6	6	13	248	0	Running	17	23
Iowa	20	18	19	247	0	Running	11	23
Pocono	21	18	23	2	0	Mechanical	7	22
Toronto-1	24	24	16	84	0	Running	14	23
Toronto-2	22	21	15	84	0	Running	15	22
Mid-Ohio	21	20	19	89	0	Running	11	23
Sonoma								
Baltimore								
Houston-1								
Houston-2								
Auto Club								
Total				1,354	0		163	

Best Finish:
10th (Belle Isle 2, 2013)

Best Start:
6th (Milwaukee, 2013)

Avg. Start 16.5 **Avg. Finish** 19.2

IZOD IndyCar Series Career Summary

Season	Races	Wins	Poles	Top 5	Top	Races	Laps	Running at
					10	Led	Led	Finish
2010-2012	19	0	0	0	0	0	0	11
2013	14	0	0	0	1	0	0	9
Total	33	0	0	0	1	0	0	20

Note: Underlined number denotes grid penalty

Sonoma Notes:

- Started 23rd in both 2011 and 2012.
- Best finish of 14th in 2011.

2013 Notes:

- Moves to full season ride for Dragon Racing in 2013.
- Career best start at St. Petersburg -tied it at Barber.
- Career best finish at Belle Isle 2.
- Improved career best start to sixth at Milwaukee.

Takuma Sato
A.J. Foyt Racing

	QP	SP	FP	Laps			Points	Points Position
				Laps	Led	Reason Out		
St. Petersburg	2	2	8	110	0	Running	24	8
Barber	12	12	14	90	0	Running	16	12
Long Beach	4	4	1	80	50	Running	53	2
Sao Paulo	12	12	2	75	22	Running	43	1
Indianapolis	18	18	13	200	0	Running	21	2
Belle Isle-1	8	7	19	68	0	Running	10	4
Belle Isle-2	21	21	23	23	0	Contact	7	6
Texas	23	21	11	227	0	Running	19	5
Milwaukee	15	15	7	250	109	Running	29	4
Iowa	7	<u>17</u>	23	162	0	Mechanical	10	8
Pocono	8	7	22	61	0	Contact	8	10
Toronto-1	12	11	24	32	0	Mechanical	6	11
Toronto-2	15	14	20	83	0	Contact	10	12
Mid-Ohio	16	15	22	89	0	Running	8	13
Sonoma								
Baltimore								
Houston-1								
Houston-2								
Auto Club								
Total				1,550	181		264	

Best Finish:
1st (Long Beach, 2013)

Best Start:
1st-2 times (Iowa, 2011;
Edmonton, 2011)

Avg. Start 12.6 **Avg. Finish** 14.9

IZOD IndyCar Series Career Summary								
Season	Races	Wins	Poles	Top 5	Top 10	Races Led	Laps Led	Running at Finish
2010-2012	49	0	2	5	13	9	137	27
2013	14	1	0	2	4	3	181	9
Total	63	1	2	7	17	12	318	36

Note: Underlined number denotes grid penalty

Sonoma Notes:

- Started 17th and finished 18th in first start at track in 2010.
- Started 16th and finished 18th in 2011.
- Finished 27th in 2012 after starting 26th.

2013 Notes:

- Moves to the A.J. Foyt Racing team in 2013.
- Front-row start at St. Petersburg in first race for A.J. Foyt.
- Led final 50 laps at Long Beach to score first INDYCAR win.
- Takes over point lead at Sao Paulo after finishing second.
- Led most laps for third time this season at Milwaukee.

Oriol Servia Panther Racing

Track	QP	SP	FP	Laps			Points	Points Position
				Laps	Led	Reason Out		
St. Petersburg	12	12	17	104	16	Running	14	17
Barber	18	18	15	90	0	Running	15	18
Long Beach	18	18	6	80	0	Running	28	14
Sao Paulo	13	13	4	75	0	Running	32	8
Indianapolis	13	13	11	200	0	Running	23	9
Belle Isle-1								
Belle Isle-2								
Texas	18	16	19	225	0	Running	11	19
Milwaukee								
Iowa	10	7	7	250	0	Running	28	19
Pocono								
Toronto-1								
Toronto-2								
Mid-Ohio	18	17	14	90	0	Running	16	21
Sonoma								
Baltimore								
Houston-1								
Houston-2								
Auto Club								
Total				1,114	16		167	

Best Finish:
1st (Montreal, 2005)

Best Start:
1st (Australia, 2005)

Avg. Start 14.3 **Avg. Finish** 11.6

IZOD IndyCar Series Career Summary

Season	Races	Wins	Poles	Top 5	Top	Races	Laps	Running at
					10	Led	Led	Finish
2000-2012	179	1	1	50	96	24	249	137
2013	8	0	0	1	3	1	16	8
Total	187	1	1	51	99	25	265	145

Note: Underlined number denotes grid penalty

Sonoma Notes:

- Best start at track of sixth in 2008.
- Best finish at track of sixth in 2009 after starting 17th.

2013 Notes:

- Competed in first five races with Panther-DRR team.
- Led first laps since 2011 Indianapolis 500 at St. Petersburg.
- First top-10 finish of the season at Long Beach.
- First top-five finish of the season at Sao Paulo.
- Drove for Panther Racing at Texas, Iowa and Mid-Ohio.
- Top-10 finish at Iowa driving for Panther.

Alex Tagliani
Barracuda Racing

Track	QP	SP	FP	Laps			Points	Points Position
				Laps	Led	Reason Out		
St. Petersburg	17	17	10	110	0	Running	20	10
Barber	15	15	11	90	0	Running	19	13
Long Beach	22	21	19	79	0	Running	11	17
Sao Paulo	15	15	12	75	0	Running	18	19
Indianapolis	11	11	24	196	1	Running	11	20
Belle Isle-1	6	5	23	28	0	Contact	7	20
Belle Isle-2	25	25	21	27	0	Contact	9	22
Texas	16	14	22	223	0	Running	8	22
Milwaukee	16	16	23	146	0	Mechanical	7	22
Iowa	12	9	24	139	0	Contact	7	22
Pocono	24	<u>24</u>	17	158	0	Running	13	21
Toronto-1	17	17	17	84	0	Running	13	22
Toronto-2	9	8	10	85	0	Running	20	21
Mid-Ohio								
Sonoma								
Baltimore								
Houston-1								
Houston-2								
Auto Club								
Total				1,440	1		163	

Best Finish:
1st (Road America, 2004)

Best Start:
1st-8 times (Most recent:
Texas, 2012)

Avg. Start 15.2 **Avg. Finish** 17.9

IZOD IndyCar Series Career Summary								
Season	Races	Wins	Poles	Top 5	Top 10	Races Led	Laps Led	Running at Finish
2000-2012	187	1	8	37	99	35	658	138
2013	13	0	0	0	2	1	1	9
Total	200	1	8	37	101	36	659	147

Note: Underlined number denotes grid penalty

Sonoma Notes:

Not scheduled to compete at track this weekend.

2013 Notes:

- Second season with Bryan Herta Autosport team.
- Scored his 100th career top-10 finish at St. Petersburg.
- Finishes in top-10 in second Toronto race -first time since St. Petersburg.
- Did not drive at Mid-Ohio.

E.J. Viso
Team Venezuela-Andretti Autosport-HVM

Track	QP	SP	FP	Laps			Points	Points Position
				Laps	Led	Reason Out		
St. Petersburg	22	22	7	110	0	Running	26	7
Barber	16	16	12	90	0	Running	18	10
Long Beach	10	10	22	53	0	Running	8	16
Sao Paulo	2	2	6	75	0	Running	28	11
Indianapolis	4	4	18	200	5	Running	24	12
Belle Isle-1	2	1	17	70	0	Running	13	11
Belle Isle-2	5	5	17	61	0	Running	13	13
Texas	5	5	10	227	0	Running	20	13
Milwaukee	5	5	4	250	10	Running	33	12
Iowa	19	16	10	250	0	Running	20	11
Pocono	22	<u>23</u>	21	104	0	Laps	9	14
Toronto-1	15	14	14	85	0	Running	16	14
Toronto-2	11	10	5	85	0	Running	30	13
Mid-Ohio	12	11	17	89	0	Running	13	12
Sonoma								
Baltimore								
Houston-1								
Houston-2								
Auto Club								
Total				1,749	15		271	

Best Finish:
3rd (Iowa, 2010)

Best Start:
1st (Belle Isle 1, 2013)
Started on pole
after Franchitti's grid penalty.

Avg. Start 10.3 **Avg. Finish** 12.9

IZOD IndyCar Series Career Summary

Season	Races	Wins	Poles	Top 5	Top	Races	Laps	Running at
					10	Led	Led	Finish
2008-2012	82	0	0	3	17	5	52	56
2013	14	0	0	2	6	2	15	13
Total	96	0	0	5	23	7	67	69

Note: Underlined number denotes grid penalty

Sonoma Notes:

- Started 14th and finished sixth in first race at track in 2008.
- Started and finished ninth in 2011.

2013 Notes:

- First season driving for Andretti Autosport/HVM Racing.
- Career best start (2nd) at Sao Paulo.
- Started on pole in Belle Isle 1 after Franchitti's 10 position grid penalty.
- Sixth consecutive top-five start at Milwaukee.
- Best finish of the season at Milwaukee (4th).
- Best road course finish of the season at second Toronto race (5th).

Justin Wilson
Dale Coyne Racing

Track	QP	SP	FP	Laps			Points	Points Position
				Laps	Led	Reason Out		
St. Petersburg	13	13	9	110	0	Running	22	9
Barber	8	8	8	90	0	Running	24	9
Long Beach	25	24	3	80	0	Running	35	5
Sao Paulo	9	9	20	73	0	Running	10	7
Indianapolis	14	14	5	200	0	Running	34	6
Belle Isle-1	17	16	3	70	3	Running	36	5
Belle Isle-2	8	8	22	27	0	Contact	8	7
Texas	22	20	15	226	0	Running	15	8
Milwaukee	13	13	9	249	1	Running	23	8
Iowa	13	10	11	249	5	Running	20	9
Pocono	20	<u>22</u>	7	160	0	Running	26	8
Toronto-1	9	8	11	85	0	Running	19	9
Toronto-2	14	13	8	85	0	Running	24	9
Mid-Ohio	7	7	8	90	0	Running	24	9
Sonoma								
Baltimore								
Houston-1								
Houston-2								
Auto Club								
Total				1,794	9		320	

Best Finish:
1st-7 times (most recent:
Texas, 2012)

Best Start:
1st-8 times (most recent:
Toronto, 2010)

Avg. Start 13.2 Avg. Finish 9.9

IZOD IndyCar Series Career Summary

Season	Races	Wins	Poles	Top 5	Top Races		Laps Led	Running at Finish
					10	Led		
2004-2012	131	7	8	36	73	31	656	106
2013	14	0	0	3	9	3	9	13
Total	145	7	8	39	82	34	665	119

Note: Underlined number denotes grid penalty

Sonoma Notes:

- Started seventh and finished ninth in first race at track in 2008.
- Best finish at track of sixth in 2010 after starting seventh.

2013 Notes:

- Returns to Dale Coyne Racing for 2013
- Consecutive top-10 finishes in first three races of season
- First podium finish since Texas, 2012 at Long Beach
- Second top-five finish of the season at Indianapolis
- Second podium finish of the season in Belle Isle 1
- Ninth top-10 finish of the season at Mid-Ohio.

LUCAS LUHR

Birthday: July 22, 1979

Hometown: Koblenz, Germany

Residence: Monte Carlo

Marital Status: Married to Claudia

Children: Gianluca and Georgina

Web site: <http://lucas-luhr.de>

Twitter: @LUCASLUHR

Starts: 0

First Start: 0

Best Finish:

Best start:

Best Points Finish:

I AM LUCAS LUHR

A six-time champion in the American Le Mans Series, Lucas Luhr is firmly placed among the elite of the Series' driving ranks. The only driver to win championships in three separate ALMS classes: GT, LMP2 and LMP1, he won his second career P1 title by teaming with Klaus Graf second season with Muscle Milk Pickett Racing in 2012.

A former factory driver for Porsche in GT and P2, and Audi in P1, the German ranks among ALMS record-holders in variety of career stats including wins, starts, fast qualifiers and fastest race laps.

Luhr lists fitness training, wakeboarding and Harley Davidson motorcycles as his interests.

ROAD TO THE IZOD INDYCAR SERIES

2013: Back with Klaus Graf in Muscle Milk Pickett HPD P1 for full American Le Mans Series season...Has won five races this season. **2012:** Won ALMS P1 title with Graf in Muscle Milk Pickett Racing HPD ARX-03a... Duo won six races, including five in a row at one point, to take early control of P1 title... Earned two pole positions and posted fastest race lap at three events... Won a GRAND-AM Rolex Sports Car Series race for Starworks Motorsport at Watkins Glen. **2011:** Won season-best four races overall in Muscle Milk AMR Lola-Aston Martin coupe...Teamed with Graf and took third in P1 championship... Duo scored first overall ALMS victory for Aston Martin at Long Beach. Also won at Mosport, Mid-Ohio and Road America... Won the FIA GT World Championship with Michael Krumm driving a Nissan GT-R for JR Motorsports. **2010:** Raced endurance races at 24 Hours of Daytona, 24 Hours of Spa and Petit Le Mans. Finished on the podium at Road Atlanta (Petit) and Daytona... Won pole at Spa. **2009:** Competed in endurance events for Audi, teaming with Marco Werner in an Audi R15 TDI for Audi Sport North America... Competed in the 24 Hours of Le Mans for Audi Sport North America. **2008:** Became just second driver to win four ALMS championships and first to do so in three classes, winning the LMP1 title for Audi in the No. 2 diesel-powered Audi R10 for Audi Sport North America with Werner... Won eight races (six overall), and three poles... Finished fourth in 24 Hours of Le Mans for Audi Sport Team Joest. **2007:** Became a factory driver for Audi... Competed in the DTM for Audi Sport Team Rosberg, with a best finish of eighth at Catalunya... Drove in the 24 Hours of Le Mans for Audi Sport Team Joest... Competed at Petit Le Mans, although not originally in entry announced... Scheduled to drive Petersen/White Lightning Ferrari before moving to Audi R10 TDI after injury to Emanuele Pirro during Thursday practice... Started from back of grid and finished fourth in LMP1 with Werner. **2006:** Won the ALMS LMP2 championship with Penske Racing in a Porsche RS Spyder... Recorded three race wins, four class poles and four fastest race laps while sharing P2 title with Sascha

Maassen... Won the 24 Hours Nurburgring overall, driving with Timo Bernhard, Marcel Tiemann, and Mike Rockenfeller. **2005:** Was test and development driver for Porsche RS Spyder... Won both ALMS races entered, winning GT2 Class at 12 Hours of Sebring with Patrick Long and Joerg Bergmeister for Petersen Motorsports/White Lightning Racing and joining Maassen in debut of Porsche RS Spyder in Laguna Seca... Won GT2 class at 24 Hours of Spa... Made three GRAND-AM starts for Brumos Racing in the Daytona Prototype Class. **2004:** Won the FIA GT Championship with Maassen driving a Porsche 911GT3 RSR for Friesinger Motorsports... Made four ALMS starts with a best finish of second at Sebring with Marc Lieb/Romain Dumas in an Alex Job Racing Porsche. **2003:** Third season with Alex Job Racing produced five GT race wins and a second straight driver championship with Maassen... Notched third straight win at Sebring with Maassen. It was Luhr's fourth straight win, tying him with Bob Holbert for a Sebring record for consecutive class wins... Joined Maassen and Emmanuel Collard to win GT Class at 24 Hours of Le Mans. **2002:** Dominating year for Luhr and Maassen, winning the GT class in seven of the 10 Series races and claiming the driving title together, also scoring first team championship for Alex Job Racing. ... Took second straight Sebring win together and did so without the help of a third driver... Posted five poles and two fastest race laps. .. Won the GT class at Le Mans, driving with Kevin Buckler and Timo Bernhard for The Racer's Group. **2001:** Joined Alex Job Racing and was paired with Maassen for the first time... Pair won at Texas and at Sebring with third driver Collard... Fourth in ALMS final driver standings... Earned class win at 24 Hours of Daytona for White Lightning Racing. **2000:** Becomes a Porsche Factory driver, and competes in American Le Mans Series GT class for Dick Barbour Racing alongside Dirk Müller... Finished second in the drivers' championship to Müller and collected class wins in the 12 Hours of Sebring, 24 Hours of Le Mans, 1000 km Nurburgring, and Race of 1000 Years in Adelaide. **1999:** Joins Porsche Junior Program and won the Porsche Carrera Cup Germany title with three wins and seven podium finishes. **Early Career:** Began career in karting in 1989... Was European Karting Champion in 1993... Competed in German Formula 3 in 1996-97, winning his first race at the 100 Meilen von Hockenheim.

A.J. Foyt Enterprises

Driver	Starts	Best Start	Poles	Best Finish	Wins	Top 3	Top 5	Top 10	RAF	Races Led	Laps Led
Daly	1	31	0	22	0	0	0	0	1	0	0
Sato	14	2	0	1	1	2	2	4	9	3	181
	15	2	0	1	1	2	2	4	10	3	181

Best Finish: 1st - Most Recent: Long Beach, 2013 (Takuma Sato)

Best Start: 1st - Most Recent: Atlanta, 1999 (Billy Boat)

Sonoma Notes:

- Team's best finish was 10th with Jeff Bucknum driving in 2005.
- Team's best start was 14th in 2012 with Mike Conway driving.
- Team entered a car in the 1970 USAC Indy car race but withdrew after driver A.J. Foyt had to leave after practice due to a family illness.

2013 Notes:

- Takuma Sato joins the team for the 2013 season.
- Sato give team a front-row start at St. Petersburg.
- Sato give team its first win since 2002 leading most laps at Long Beach.
- Second place at Sao Paulo by Sato gave team the series points lead.
- Team (Sato) led most laps at Milwaukee (109).

Andretti Autosport

Driver	Starts	Best Start	Poles	Best Finish	Wins	Top 3	Top 5	Top 10	RAF	Races Led	Laps Led
Andretti	14	1	2	3	0	2	5	12	13	5	244
Hinchcliffe	14	2	0	1	3	3	4	7	11	4	260
Hunter-Reay	14	1	3	1	2	6	7	7	10	8	246
Munoz	1	2	0	2	0	1	1	1	1	1	12
Viso	14	1	0	4	0	0	2	6	13	2	15
	57	1	5	1	5	12	19	33	48	20	777

Best Finish: 1st - Most Recent: Iowa, 2013 (James Hinchcliffe)

Best Start: 1st - Most Recent: Mid-Ohio, 2013 (Ryan Hunter-Reay)

Sonoma Notes:

- Team has two win at track (Tony Kanaan-2005, Marco Andretti-2006)
- Team finished 1-2 (Marco Andretti, Franchitti) in 2006.
- Team has one pole at track (Franchitti, 2007).
- Team has led 148 laps run since 2005.

2013 Notes:

- E.J. Viso joins 2013 driver line-up alongside Marco Andretti, James Hinchcliffe and Ryan Hunter-Reay.
- Hinchcliffe wins at St. Petersburg while three of four team cars finish in top seven.
- Hunter-Reay wins team's second consecutive race after starting on pole at Barber.
- Team has one car finish in the top-10 at Long Beach.
- All team cars finish in top-11 with at Sao Paulo including a win by Hinchcliffe and third by Andretti.
- All team cars led laps at Indianapolis with three cars finishing in top five.
- Best finish at Belle Isle was second by Hunter-Reay in first race.
- All four team cars finish in top-10 at Texas with two finishing in at top five.
- Pole and win by team at Milwaukee with two other cars in top five.
- Team has 1-2 finish at Iowa with all four cars in top-10.
- Team started three cars in front row at Pocono, led 88 laps (Andretti) but only one car finished.
- Only three top-10 finishes in the two races at Toronto.
- Pole at Mid-Ohio with three team cars in the top 10 at the finish.

Barracuda Racing

Driver	Starts	Best Start	Poles	Best Finish	Wins	Top 3	Top 5	Top 10	RAF	Races Led	Laps Led
Filippi	1	24	0	16	0	0	0	0	1	0	0
Tagliani	13	5	0	10	0	0	0	2	9	1	1
	14	5	0	26	0	0	0	2	10	1	1

Best Finish: 1st - Indianapolis, 2011 (Dan Wheldon)

Best Start: 1st - Texas, 2012 (Alex Tagliani)

Sonoma Notes:

- Alex Tagliani started eighth and finished ninth in team's first start in 2012.

2013 Notes:

- Team will run second full season with Alex Tagliani driving.
- Team finished 10th at St. Petersburg.
- Team best start of season at Belle Isle 1 (5th).
- Team second top-10 of season at Toronto 2.
- Luca Filippi joins team at Mid-Ohio replacing Tagliani.

Dragon Racing

Driver	Starts	Best Start	Poles	Best Finish	Wins	Top 3	Top 5	Top 10	RAF	Races Led	Laps Led
Bourdais	14	2	0	2	0	2	2	2	11	2	33
Saavedra	14	6	0	10	0	0	0	1	9	0	0
	28	2	0	2	0	2	2	3	20	2	33

Best Finish: 2nd - Most Recent: Toronto 1, 2013(Sebastien Bourdais)

Best Start: 2nd - Most Recent: Toronto 1, 2013 (Sebastien Bourdais)

Sonoma Notes:

- Raphael Matos drove in team's best finish (ninth) in 2009.
- Bourdais qualified team best of third in 2012.

2013 Notes:

- Sebastien Bourdais is joined by Sebastian Saavedra on team in 2013 .
- Bourdais leads team's first laps of the season at Sao Paulo .
- Saavedra scores team's first top-10 finish of the season at Belle Isle 2.
- Bourdais gives team its best finish in the first Toronto race and finishes on the podium in both Toronto races.

Ed Carpenter Racing

Driver	Starts	Best Start	Poles	Best Finish	Wins	Top 3	Top 5	Top 10	RAF	Races Led	Laps Led
Carpenter	14	1	1	4	0	0	2	4	13	2	55
	14	1	1	4	0	0	2	4	13	2	55

Best Finish: 1st - Auto Club, 2012 (Ed Carpenter)

Best Start: 1st - Indianapolis, 2013 (Ed Carpenter)

Sonoma Notes:

- Carpenter started 25th and finished 20th in team's first start at track.

2013 Notes:

- Second season for team owned by driver Ed Carpenter.
- Season best road course start at Sao Paulo of 14th.
- Team won first pole at Indianapolis.
- First top-five finish (4th) of season at Texas.
- Second top-five finish in three races at Iowa.
- Top-10 finish at Pocono.
- First DNF of the season at Toronto 2.

KV Racing Technology

Driver	Starts	Best Start	Poles	Best Finish	Wins	Top 3	Top 5	Top 10	RAF	Races Led	Laps Led
De Silvestro	14	3	0	6	0	0	0	4	12	0	0
Kanaan	14	4	0	1	1	3	5	6	11	4	71
	28	3	0	1	1	3	5	10	23	4	71

Best Finish: 1st - Most Recent: Indianapolis, 2013 (Tony Kanaan)

Best Start: 1st - Most Recent: Las Vegas, 2011 (Tony Kanaan)

Sonoma Notes:

- Team's scored best finish of fourth in 2009 (Mario Moraes) and 2012 (Rubens Barrichello).
- Will Power started third and Oriol Servia started sixth for team in 2008.

2013 Notes:

- Simona De Silvestro joins team in 2013 alongside Tony Kanaan.
- Team cars finish fourth (Kanaan) and sixth (De Silvestro) at St. Petersburg.
- Kanaan leads first laps of season for team at Sao Paulo.
- Kanaan wins first Indianapolis 500 for team.
- Kanaan finishes on the podium at Texas for team.
- Kanaan has second podium finish in three races at Iowa for team.
- Both cars finish in top-10 (5th and 10th) in Toronto 1.

Panther DRR

Driver	Starts	Best Start	Poles	Best Finish	Wins	Top 3	Top 5	Top 10	RAF	Races Led	Laps Led
Servia	5	12	0	4	0	0	1	2	5	1	16
	5	12	0	4	0	0	1	2	5	1	16

Best Finish: 1st - Walt Disney World, 2000 (Robbie Buhl)

Best Start: 1st - Most Recent: Toronto, 2010 (Justin Wilson)

Sonoma Notes:

- Team's best finish at track is third in 2009 with Mike Conway driving
- Team's best start was 7th by Ryan Briscoe in 2006 and Justin Wilson in 2010.

2013 Notes:

- Oriol Servia returns to team for the 2013 season.
- Servia led 16 laps at St. Petersburg - first for team since 2010 season.
- Servia gives team first top-10 finish of the season at Long Beach..
- Teams first top-five finish of season at Sao Paulo.
- Team last competed at Indianapolis 500.

Novo Nordisk Chip Ganassi Racing

Driver	Starts	Best Start	Poles	Best Finish	Wins	Top 3	Top 5	Top 10	RAF	Races Led	Laps Led
Kimball	14	5	0	1	1	2	3	7	13	5	58
	14	5	0	1	1	2	3	7	13	5	58

Best Finish: 1st - Mid-Ohio, 2012 (Charlie Kimball)

Best Start: 5th - Barber, 2013 (Charlie Kimball); Mid-Ohio, 2013 (Charlie Kimball)

Sonoma Notes:

- In first start (Kimball) in 2011, both finished and started 26th.
- Kimball started and finished 21st in 2012 race for team.

2013 Notes:

- Third season for team with Charlie Kimball returning as driver.
- Kimball drove to team's best start at Barber (5th).
- Kimball drove to team's fourth top-10 finish in Belle Isle 2.
- Kimball ties team record with a second place finish at Pocono.
- Kimball finishes in top-10 in Toronto 2.
- Team wins first race at Mid-Ohio.

Panther Racing

Driver	Starts	Best Start	Poles	Best Finish	Wins	Top 3	Top 5	Top 10	RAF	Races Led	Laps Led
Bell	1	22	0	27	0	0	0	0	1	1	1
Briscoe	5	9	0	13	0	0	0	0	3	0	0
Hildebrand	5	10	0	5	0	0	1	1	3	1	4
Munoz	1	24	0	17	0	0	0	0	1	0	0
Servia	3	7	0	7	0	0	0	1	3	0	0
	15	7	0	5	0	0	1	2	11	2	5

Best Finish: 1st - Most Recent: Texas, 2005 (Tomas Scheckter)

Best Start: 1st - Most Recent: Nashville, 2005 (Tomas Scheckter)

Sonoma Notes:

- Team has two top-five finishes in the last eight races at track
- Vitor Meira has team's best finish of third in 2006.
- Tomas Enge led 13 laps driving for team in 2005.

2013 Notes:

- JR Hildebrand returns as driver for team in 2013.
- Team has first top-five finish (5th) of season at Long Beach.
- Team car led first laps of the season at Sao Paulo.
- Briscoe drove for team at Belle Isle after the team released Hildebrand.
- Servia drove for team at Texas and Iowa and Mid-Ohio.
- Briscoe drove for team at Milwaukee and Pocono and Toronto 1.
- Servia gets team's second top-10 finish of season at Iowa.
- Munoz replaces Briscoe in Toronto 2 after Briscoe is injured in Toronto 1.

Rahal Letterman Lanigan Racing

Driver	Starts	Best Start	Poles	Best Finish	Wins	Top 3	Top 5	Top 10	RAF	Races Led	Laps Led
Conway	1	5	0	25	0	0	0	0	0	0	0
Jakes	14	2	0	2	0	1	1	2	13	2	9
Rahal	14	6	0	2	0	1	2	4	13	1	1
	29	2	0	2	0	2	3	6	26	3	10

Best Finish: 1st - Most Recent: Watkins Glen 2008 (Ryan Hunter-Reay)

Best Start: 1st - Most Recent: Texas, 2007 (Scott Sharp)

Sonoma Notes:

- Competed at track from 2005 to 2008 and 2012.
- Best finish of second by Buddy Rice in 2005
- Best start of sixth in 2005 by Rice.

2013 Notes:

- Graham Rahal joins father's team along with James Jakes for 2013.
- Rahal gives team a second-place finish at Long Beach while Conway has a top-five start.
- Jakes gives team a second-place finish in Belle Isle 2 after starting second.
- Team's third top-five finish (Rahal) of the season at Iowa.
- Jakes starts in top 10 at Mid-Ohio.

Sarah Fisher Hartman Racing

Driver	Starts	Best Start	Poles	Best Finish	Wins	Top 3	Top 5	Top 10	RAF	Races Led	Laps Led
Newgarden	14	7	0	5	0	0	2	5	13	0	0
	14	7	0	5	0	0	2	5	13	0	0

Best Finish: 1st - Kentucky, 2011 (Ed Carpenter)

Best Start: 4th - Kentucky, 2011 (Ed Carpenter)

Sonoma Notes:

- Team's first start was in 2011 (Carpenter) finishing 25th after starting 27th.
- In 2012, Newgarden started 22nd and finished 23rd.

2013 Notes:

- Josef Newgarden returns to team for 2013 season.
- First top-10 finish of the season at Barber.
- First top-five finish of the season at Sao Paulo.
- Fourth top-ten finish of the season at Texas.
- Team's second top five finish of the season at Pocono.
- Team bounces back from mechanical problems at start of Toronto 1 to finish 11th in Toronto 2.

Schmidt Hamilton Motorsports

Driver	Starts	Best Start	Poles	Best Finish	Wins	Top 3	Top 5	Top 10	RAF	Races Led	Laps Led
Pagenaud	14	6	0	1	1	2	2	9	13	2	32
	14	6	0	1	1	2	2	9	13	2	32

Best Finish: 1st - Belle Isle 2, 2013 (Simon Pagenaud)

Best Start: Most Recent: 1st -Texas Race 1, 2011 (Alex Tagliani)

Sonoma Notes:

- Team finished 20th after starting 12th in 2011 with Tagliani driving.
- Pagenaud started ninth and finished seventh in 2012.

2013 Notes:

- Simon Pagenaud returns to team for 2013.
- Consecutive top-10 finishes at Barber, Long Beach and Sao Paulo.
- Fourth consecutive top-10 finish at Indianapolis.
- Pagenaud wins team's first race in Belle Isle 2 leading final 12 laps.
- Team's seventh top-10 finish of season at Pocono.
- Team's eighth top-10 finish of season at Toronto 1.
- Team finishes second at Mid-Ohio after leading 14 laps.

Schmidt Peterson Motorsports

Driver	Starts	Best Start	Poles	Best Finish	Wins	Top 3	Top 5	Top 10	RAF	Races Led	Laps Led
Legge	1	33	0	26	0	0	0	0	1	0	0
Vautier	14	3	0	10	0	0	0	1	12	1	1
	15	3	0	10	0	0	0	1	13	1	1

Best Finish: 10th - Barber, 2013 (Tristan Vautier)

Best Start: 3rd -Barber, 2013 (Tristan Vautier)

Sonoma Notes:

- Team will be competing for the first time at the track

2013 Notes:

- 2013 Firestone Indy Lights champion joins team for 2013.
- Vautier qualified sixth at St. Petersburg for team.
- Team's best performance of season at Barber (start 3rd, finish 10th).
- Vautier led team's first laps in Belle Isle 2.

Target Chip Ganassi Racing

Driver	Starts	Best Start	Poles	Best Finish	Wins	Top 3	Top 5	Top 10	RAF	Races Led	Laps Led
Dixon	14	1	1	1	3	4	7	9	13	4	134
Franchitti	14	1	3	3	0	3	6	10	11	2	47
	28	1	4	1	3	7	13	19	24	6	181

Best Finish: 1st - Most Recent: Toronto 2, 2013 (Scott Dixon)

Best Start: 1st - Most Recent: Toronto 2, 2013 (Scott Dixon)

Sonoma Notes:

- Team has won two of last six races at track (Dixon-2007, Franchitti-2009)
- Team has three poles (Briscoe-2005, Dixon-2006, Franchitti-2009)
- Team has led 158 laps at track since 2005.

2013 Notes:

- Team lineup remain the same for 2013 with the drivers who have won the last five of last six championship
- Dixon scored top-five finish for team after starting 20th at St. Petersburg
- Dixon scores team's first podium finish of the season at Barber
- Franchitti scores team's third consecutive top-five at Long Beach after winning pole
- Dixon scores top-five finishes in both Belle Isle races; Franchitti earns pole for first race
- Both team cars finish in top eight at Milwaukee
- Both results of season for team at Pocono - 1st (Dixon), 3rd (Franchitti)
- Team wins both poles and both races in Toronto
- Both team cars finish in the top-seven at Mid-Ohio

Team Penske

Driver	Starts	Best Start	Poles	Best Finish	Wins	Top 3	Top 5	Top 10	RAF	Races Led	Laps Led
Allmendinger	5	5	0	7	0	0	0	1	2	1	23
Castroneves	14	3	1	1	1	5	6	13	14	5	202
Power	14	1	2	3	0	1	4	6	11	10	110
	33	1	3	1	1	6	10	20	27	16	335

Best Finish: 1st - Most Recent: Texas, 2013 (Helio Castroneves)

Best Start: 1st - Most Recent: Iowa, 2013 (Will Power) Power started on pole after Castroneves won pole but was penalized 10 starting positions

Sonoma Notes:

- Team has four wins at track (2008-Castroneves, 2010 & 2011-Power, 2012-Briscoe).
- Team has five poles (1970-Mark Donohue, 2008-Castroneves, 2010, 2011 & 2012-Power) .
- Team finished 1-2 in 2008 and 2012 after starting 1-2 and 1-2-3 after starting 1-2-3 in 2011.
- Mark Donohue earned the pole for team in the 1970 USAC Indy Car race at track but did not complete a lap due to mechanical problems.

2013 Notes:

- Team returns with Castroneves and Power driving for third consecutive season.
- Team won pole, led 68 laps and finished second at St. Petersburg.
- Two team cars (Castroneves and Power) finish in top five at Barber.
- Two team cars (Castroneves and Allmendinger) finish in top-10 at Indianapolis.
- Team wins first race of season at Texas (Castroneves) after winning pole (Power).
- Both team cars in top three for first time this season at Milwaukee.
- Castroneves won pole at Iowa.
- One top-five and one top-10 finish in the two races at Toronto.
- Both team cars finish in top-six at Mid-Ohio.

IZOD IndyCar Series Pit Crew Assignments – Updated Aug. 12, 2013

No. /Driver	Race Strategist (Pit To Car)	Engineer	Chief Mechanic	Outside Front	Inside Front	Outside Rear	Inside Rear	Airjack	Fueler	Spotter
1 – Ryan Hunter-Reay	Michael Andretti Nazareth, Pa.	Ray Gosselin Holyoke, Mass	Josh Freund Indianapolis	Josh Freund Indianapolis	Doug Bradley Esterville, Iowa	Nino Venzia Philadelphia	Tony Houk Mooresville, Ind.	David Nisbit	Ricky Campbell Ames, Iowa	Adam Borgens
2 – AJ Allmendinger		Ron Ruzewski Elma, NY	Billy Vincent Kenosha, Wisc.	Billy Vincent Kenosha, Wisc.	Will Schneider	Clay Turner, Kingwood, Texas	Trevor LaCasse Gilford, NH		Keith Lani	
3 – Helio Castroneves	Roger Penske Shaker Heights, Ohio	Jonathan Diuguid Raleigh, N.C.	Sean Hanrahan Costa Mesa, Calif.	Sean Hanrahan Costa Mesa, Calif	Doug Snyder Reading, Pa.	Shaun Rinaman Sarasota, Fla.	Mike Brown Reading, Pa.	Gary Yingst Pottstown, Pa.	Gary Prall Toledo, Ohio	Rick Mears, Bakersfield, Calif.
4 – TBA	John Barnes West Newton, Ind.	Tino Belli	Dan Miller Ida, Mich.	Mike Le Gallic Montreal	Jason Beck	Joe Hedges Hagerstown, Ind.	Ki Calaway	Anna Chatten Peoria, Ill.	Dave Molder San Francisco	Pancho Carter
5 – E.J. Viso	Paul "Ziggy" Harcus	Michael Cannon	Rolando Coronado Bogata, Colombia	Rolando Coronado Bogata, Colombia	Tom Henigan.	Brad Banker	George Sladky	Michael Howells	Chris Seaman Hamburg, Pa.	Adam Borgens
6 – Sebastian Saavedra	Bahrat Naran Pukekohe, New Zealand	Ed Nathman	Chris Schofield			Ryder Drumm Pasadena, Calif	Buddy Johnson	Chris Schofield	Randy Smay Phoenix, AZ	Bob Brayton
7 – Sebastien Bourdais	Jay Penske	Tom Brown	Joel Svennson Vislanda, Sweden	Joel Svennson Vislanda, Sweden		Eric Prentice	Daniel Martin Hawkesbury, Ontario	Pete Bloathner	Jeremy Johnson	Chris Wheeler
9 – Scott Dixon	Mike Hull Los Angeles	Eric Bretzman Satellite Beach, Fla.	Ricky Davis Phoenix	Blair Julian New Plymouth, New Zealand	Adam Rovazzini	Greg Shuker Mohnton, Pa.	Tyler Rees	Andy Schneider	Todd DeNeve Mishawanka, Ind.	Robbie Fast Dallas, Ore.
10 – Dario Franchitti	Barry Wanser	Chris Simmons East Granby, Conn.	Kevin O'Donnell Cincinnati	Kevin O'Donnell Cincinnati	Wayne Westplate Kenosha, Wisc	Troy Scheller Red Wing, Minn.	Jamie Coates Devonport, Australia	Dave Pena	Robbie Page	Scott Harner Indianapolis
11 – Tony Kanaan	Jimmy Vasser/Eric Cowdin	Eric Cowdin Halsey, Neb.	Jeff Simon New Freedom, Pa.	Jeff Simon New Freedom, Pa.	Kris Badger	Kyle Sagan Chicago	Tim White Rural Village, Pa.	Brett Knostman	Brad Ward	
12 – Will Power	Tim Cindric Indianapolis	David Faustino Spotswood, N.J.	Matt Jonsson Jonkoping, Sweden	Rick Rinaman	Carlos Plaza Torrance, Calif.	Travis Law Maquoketa, Iowa	Jeremy Baker Clear Lake, Iowa	Justin Bosch	DJ Chupita Menchalville, Wisc.	Jon Bouslog Anaheim, Calif.
14 – Takuma Sato	A.J. Foyt Houston/ Larry Foyt (Pit to Car)	Don Halliday	Tom Howatt Toronto	Thomas Semik II Detroit	Andrew Copeland Houston	Ryan Hauptstueck, Richmond, Ind.	Josh Rhoads	Tom Howatt Toronto	Pat Jordan Vancouver, Wash.	Larry Arnold Princeton, Ind.
15 – Graham Rahal	Bobby Rahal	Neil Fife	Donnie Stewart Carol Stream, Ill.	Donnie Stewart Carol Stream, Ill.	Adam Kolesar Pittsburgh, Pa.	Donnie Skinner Brighton, Mich.	Jeff Frederick Greenwood, Ind.	Mike LaFontain Phoenix	Trey Hawkins Beaumont, Texas	Mike Zimicki (T1) George Giles (T3)
16 – James Jakes	Ricardo Nault	Eddie Jones	Derek Davidson Lafayette, Ind.	Derek Davidson Lafayette, Ind.	Vince Bass Sebring, Fla.	Heath Kosik Tucson, Ariz.	Andrew Molden Melbourne, Australia	John Wolters Lowell, Ind.	Mark Bruce Avon, Ind.	Steve Turner (T1) Matt Long (T3)
18 – TBA	Dale Coyne Plainfield, Ill.	John Dick Chandler, Ariz	Erick Estrada	Erick Estrada	Eric Wainscott	Antonio Diaz	Rick Whitesides	Mike Cole	Chris Nash	Trevor Mitchner Jim Cooke
19 – Justin Wilson	Dale Coyne Plainfield, Ill.	Bill Pappas Indianapolis	Todd Phillips Franklin, Wis	Todd Phillips Franklin, Wis	Cesar Gaxiola	Dan Jang	Arturo Morimoto	Mark Mason	Dean Brumm Whitehall, Mich.	Jeff Troyer Chris Wheeler
20 – Ed Carpenter	Tim Broyles	Matt Barnes	Bret Schmitt, Jasper Ind.	Bret Schmitt, Jasper Ind.	Chris Hogue Greenfield, Ind.	Nick Cooper Chicago	Paul Hicks Lake Zurich, Ill.	Albert Gray, Statin Island, NY	Matt Geise, Warner Robins, Ga.	Lee Bentham

IZOD IndyCar Series Pit Crew Assignments – Updated Aug. 12, 2013

	Race Strategist (Pit To Car)	Engineer	Chief Mechanic	Outside Front	Inside Front	Outside Rear	Inside Rear	Airjack	Fueler	Spotter
25 – Marco Andretti	Kyle Moyer Monrovia, Ind.	Blair Perschbacher Denver	Jeff Grahn Indianapolis	Jason Weatherford Pittsboro, Ind.	Ian Swanger Schaffers town, Pa.	Brian Fellows Vincennes, Ind.	Scott Marks Dayton, Ohio	Jeff Grahn Indianapolis	Kevin Groon	Frank Bolter
27 – James Hinchcliffe	George Klotz Indianapolis	Craig Hampson Bridgewater, N.J.	Dave Sharpley Reading, Pa.	Dave Sharpley Reading, Pa.	Neil Campbell Scarborough, Ontario	Tom Vigne Prescott, Ariz.	Len Gauci	Craig McCain Arvada, Calif.	Mike Miller	Cole Carter Brownsburg, Ind.
55 – Tristan Vautier	Dave Higuera	Allen McDonald London	Ryan Negron	Pascal Houtin Laval, France	Michael Langston Pearl, Miss.	Taylor Kiel	Chris Fortney	Krag Oglesby Everett, Wash.	Jeff Stafford	Glenn “Packy” Wheeler (T1) Brian Robson (T3)
67 – Josef Newgarden	Mike O’Gara Beech Grove, Ind.	Nathan O’ Rourke Yorktown, Ind.	Anton Julian New Plymouth, New Zealand	Anton Julian New Plymouth, New Zealand	Danny Klotz	Andy O’Gara Beech Grove, Ind.	Casey O’Gara	Jon Laski	Brad Larsen Corsegold, Calif.	Travis Gregg Camden, Ohio
77 – Simon Pagenaud	Rob Edwards Bishops Storford, England	Ben Bretzman	Don Oldenburg Villa Park, Ill.	Brendon Cleave Reglan, New Zealand	Dan Rushing Crawfordsville, Ind.	Matt Dove	Max Neyron	Keith Beck Papatoetoe, New Zealand	Frank Camacho San Fernando Valley, Calif.	Mike Ford (T1) Bob Perona (T3)
78 – Simona De Silvestro	Jimmy Vasser/ Gerald Tyler Greenville, N.C	Gerald Tyler Greenville, N.C.	Kelly Potter	Kelly Potter	Geoff Buxton Adelaide, Australia	Ernie Barrameda Manila, Philippines	Ryan Sandlin Fort Wayne, Ind.	Alex Michie Ontario, Canada	Brett Snyder Muscatine, Iowa	
83 – Charlie Kimball	Tom Wurtz	Brad Goldberg Indianapolis	Mark Sampson New Lebanon, Ohio	Josh Junge Keystone, Iowa	Steve Namisnak	Brad Wright Plainfield, Ind	Reid Esquivel	Pat Nelson Kentland, Ind	Jay Brent	Lee Orebaugh
98 – Alex Tagliani	Bryan Herta/ Steve Newey	Todd Malloy Toronto, Canada	Mark Shambarger Rochester, Ind.	Mark Shambarger Rochester, Ind.	Jerry Bouschard	Damon Sturrock Vancouver, B.C.	Sean Power	Rob Channell Altoona, Iowa	Keith Davis Huntington, Pa.	

IZOD IndyCar® Series Margin of Victory

Sonoma Raceway

Date	MOV	Winner	2 nd Place
8/23/2009	0.2488 sec.	Dario Franchitti	Ryan Briscoe
8/26/2012	0.4408 sec.	Ryan Briscoe	Will Power
8/26/2007	0.5449 sec.	Scott Dixon	Helio Castroneves
8/27/2006	0.6557 sec.	Marco Andretti	Dario Franchitti
8/22/2010	0.7432 sec.	Will Power	Scott Dixon
8/28/2005	1.1826 sec.	Tony Kanaan	Buddy Rice
8/28/2011	3.2420 sec.	Will Power	Helio Castroneves
8/24/2008	5.2926 sec.	Helio Castroneves	Ryan Briscoe

20 Closest Margins of Victory at Street/Road Courses

MOV	Track	Date	Winner	2 nd Place
0.0270	6/22/1997	Portland	Mark Blundell	Gil de Ferran
0.0335	8/31/2003	Denver	Bruno Junqueira	Sebastien Bourdais
0.0700	6/15/1986	Portland	Mario Andretti	Michael Andretti
0.2470	8/9/1998	Mid-Ohio	Adrian Fernandez	Scott Pruett
0.2488	8/23/2009	Sonoma	Dario Franchitti	Ryan Briscoe
0.2820	9/1/2002	Denver	Bruno Junqueira	Scott Dixon
0.2870	6/16/1991	Detroit	Emerson Fittipaldi	Bobby Rahal
0.3050	7/1/2001	Cleveland	Dario Franchitti	Memo Gidley
0.3240	10/15/2000	Australia	Adrian Fernandez	Kenny Brack
0.3300	10/4/1986	Elkhart Lake	Emerson Fittipaldi	Michael Andretti
0.3430	9/13/1998	Laguna Seca	Bryan Herta	Alex Zanardi
0.3450	6/11/1995	Belle Isle	Robby Gordon	Jimmy Vasser
0.3463	5/5/2013	Sao Paulo	James Hinchcliffe	Takuma Sato
0.3800	4/13/1986	Long Beach	Michael Andretti	Al Unser Jr.
0.3840	9/3/2000	Vancouver	Paul Tracy	Dario Franchitti
0.4250	7/16/1995	Toronto	Michael Andretti	Bobby Rahal
0.4408	8/26/2012	Sonoma	Ryan Briscoe	Will Power
0.4540	8/3/1980	Watkins Glen	Bobby Unser	Rick Mears
0.4619	4/5/2009	St. Petersburg	Ryan Briscoe	Ryan Hunter-Reay
0.4660	4/14/2002	Long Beach	Michael Andretti	Jimmy Vasser



OFFICIAL BOX SCORE
IRL IndyCar® Series
Argent Mortgage Indy Grand Prix at Infineon Raceway
Sunday, Aug. 28, 2005



FP	SP	Car	Driver	Car Name	C/E/T	Laps Comp.	Running/Reason Out	IRL Pts.	Total IRL		IRL Awards	Designated Awards	Total Awards
									IRL Pts.	Stand ings			
1	3	11	Tony Kanaan	Team 7-Eleven	D/H/F	80	Running	53	438	2	\$105,000	\$0	\$105,000
2	6	15	Buddy Rice	Rahal Letterman Racing Argent Pioneer	P/H/F	80	Running	40	248	14	86,500	750	87,250
3	10	51	Alex Barron	Red Bull Cheever Racing	D/T/F	80	Running	35	288	11	72,500	2,250	74,750
4	12	83	Patrick Carpentier	Red Bull Cheever Racing	D/T/F	80	Running	32	319	9	58,600	0	58,600
5	4	2 R	Tomas Enge	ROCKSTAR Panther Racing	D/C/F	80	Running	30	208	17	53,400	0	53,400
6	15	55	Kosuke Matsuura	Panasonic ARTA	P/H/F	80	Running	28	268	13	47,100	0	47,100
7	9	9	Scott Dixon	Target Chip Ganassi Racing	P/T/F	80	Running	26	236	15	45,800	0	45,800
8	21	27	Dario Franchitti	ArcaEx	D/H/F	80	Running	24	395	4	44,600	0	44,600
9	11	17	Vitor Meira	Rahal Letterman Menards Johns Manville	P/H/F	80	Running	22	349	7	44,600	0	44,600
10	17	14 R	Jeff Bucknum	ABC Supply Co./A.J. Foyt Racing	D/C/F	80	Running	20	44	25	43,300	0	43,300
11	18	24	Roger Yasukawa	Dreyer & Reinbold Racing	D/H/F	80	Running	19	202	19	41,900	0	41,900
12	19	8	Scott Sharp	Delphi	P/H/F	80	Running	18	366	5	40,700	0	40,700
13	8	7	Bryan Herta	XM Satellite Radio	D/H/F	79	Running	17	338	8	39,600	0	39,600
14	13	10	Giorgio Pantano	Target Chip Ganassi Racing	P/T/F	78	Accident	16	16	28	38,100	0	38,100
15	20	20	Ed Carpenter	Vision Racing	D/T/F	77	Running	15	203	18	36,900	0	36,900
16	14	4	Tomas Scheckter	Pennzoil Panther	D/C/F	57	Suspension	14	317	10	35,700	0	35,700
17	5	6	Sam Hornish Jr.	Marlboro Team Penske	D/T/F	56	Running	13	421	3	34,400	0	34,400
18	7	26	Dan Wheldon	Klein Tools/Jim Beam	D/H/F	52	Fuel Pump	12	517	1	34,400	10,000	44,400
19	1	33 R	Ryan Briscoe	Target Chip Ganassi Racing	P/T/F	20	Accident	12	220	16	33,100	10,000	43,100
20	16	16 R	Danica Patrick	Rahal Letterman Racing Argent Pioneer	P/H/F	19	Accident	12	271	12	31,900	0	31,900
21	2	3	Helio Castroneves	Marlboro Team Penske	D/T/F	19	Accident	12	360	6	31,900	0	31,900
TOTAL -											\$1,000,000	\$23,000	\$1,023,000

Time of Race: 2:01:15.9187 **Average Speed:** 91.040 mph **Margin of Victory:** 1.1826 sec.

Fastest Lap/Fastest Leading Lap: #11 Tony Kanaan (Race lap 74, 105.736 mph, 1:18.3081 sec.)

The Marlboro "Pole Award": #33 Ryan Briscoe (108.248 mph, 1:16.4913 sec.)

Firestone Performance Award: #26 Dan Wheldon

Legend: R = IndyCar Series Rookie **Chassis Legend:** D=Dallara (13); G=Panoz G Force (8)

Engine Legend: C - Chevrolet (3); H - Honda (10); T - Toyota (8) **Tire Legend:** F - Firestone (21)

Lap Leaders:

Laps	Car#	Driver
1-16	#33	Ryan Briscoe
17-32	#7	Bryan Herta
33-45	#2	Tomas Enge
46-50	#11	Tony Kanaan
51	#26	Dan Wheldon
52	#7	Bryan Herta
53-80	#11	Tony Kanaan

Total: 6 Lead changes among 5 drivers

Lap Leader Summary:

Driver	Times	Total
Tony Kanaan	2	33
Bryan Herta	2	17
Ryan Briscoe	1	16
Tomas Enge	1	13
Dan Wheldon	1	1

Caution Flags:

Laps	Reason/Incident
2-3	#6 Hornish Jr., tow-in T10
16-18	#20 Carpenter, spin T11
20-23	#3 Castorneves, #16 Patrick, #33 Briscoe, accident T7
52-55	#26 Wheldon, T7

Total: 4 caution flags, 13 laps



OFFICIAL BOX SCORE
IRL IndyCar Series
Indy Grand Prix of Sonoma at Infineon Raceway
Sunday, Aug. 27, 2006



FP	SP	Car	Driver	Car Name	C/E/T	Laps Comp.	Running/Reason Out	IRL Pts.	Total IRL Pts.	IRL Stand ings	IRL Awards	Designated Awards	Total Awards	
1	2	26 R	Marco Andretti	NYSE Group	D/H/F	80	Running	50	313	7	\$120,400	\$11,000	\$131,400	
2	5	27	Dario Franchitti	Klein Tools/Canadian Club	D/H/F	80	Running	40	311	8	98,300	750	99,050	
3	8	4	Vitor Meira	Lincoln Tech Panther Racing	D/H/F	80	Running	35	383	5	81,800	2,250	84,050	
4	1	9	Scott Dixon	Target Chip Ganassi Racing	P/H/F	80	Running	35	420	4	65,500	10,000	75,500	
5	3	3	Helio Castroneves	Marlboro Team Penske	D/H/F	80	Running	30	441	1	59,400	0	59,400	
6	6	10	Dan Wheldon	Target Chip Ganassi Racing	P/H/F	80	Running	28	422	3	51,900	2,000	53,900	
7	14	17 R	Jeff Simmons	Rahal Letterman Racing Team Ethanol	P/H/F	80	Running	26	193	16	50,400	0	50,400	
8	11	16	Danica Patrick	Rahal Letterman Racing Team Argent	P/H/F	80	Running	24	284	9	49,000	0	49,000	
9	10	6	Sam Hornish Jr.	Marlboro Team Penske	D/H/F	80	Running	22	440	2	49,000	0	49,000	
10	9	7	Bryan Herta	XM Satellite Radio	D/H/F	80	Running	20	274	11	47,400	0	47,400	
11	4	11	Tony Kanaan	Team 7-Eleven	D/H/F	80	Running	19	358	6	45,800	0	45,800	
12	16	20	Ed Carpenter	Vision Racing	D/H/F	79	Running	18	222	14	44,400	2,000	46,400	
13	13	55	Kosuke Matsuura	Panasonic ARTA	D/H/F	79	Running	17	254	13	43,000	0	43,000	
14	17	8	Scott Sharp	Delphi	P/H/F	79	Running	16	265	12	41,300	0	41,300	
15	12	15	Buddy Rice	Rahal Letterman Racing Team Argent	P/H/F	75	Running	15	217	15	39,900	0	39,900	
16	7	5	Ryan Briscoe	Dreyer & Reinbold Racing	D/H/F	67	Handling	14	83	21	38,500	0	38,500	
17	18	2	Tomas Scheckter	Vision Racing	D/H/F	44	Running	13	278	10	37,000	0	37,000	
18	15	14	Jeff Bucknum	ABC Supply Co./A.J. Foyt Racing	D/H/F	9	Handling	12	84	20	37,000	0	37,000	
TOTAL -												\$1,000,000	\$28,000	\$1,028,000

Time of Race: 1:58:05.5416 **Average Speed:** 93.486 mph **Margin of Victory:** 0.6557 of a sec.

Fastest Lap: #11 Tony Kanaan (Race lap 43, 105.234 mph, 1:18.6820) **Fastest Leading Lap:** #9 Scott Dixon (Race lap 25, 104.705 mph, 1:19.0791)

Marlboro "Pole Award": #9 Scott Dixon (107.484 mph, 1:17.0344) **K & N Filters Award:** Ed Carpenter **Lincoln Electric Hard Charger Award:** Dan Wheldon

Firestone Performance Award: Marco Andretti

Legend: R = IndyCar Series Rookie **Chassis Legend:** D=Dallara (12); P=Panoz (6)

Engine Legend: H - Honda (18); **Tire Legend:** F - Firestone (18)

Lap Leaders:

Laps	Car #	Driver
1-28	9	Scott Dixon
29-38	10	Dan Wheldon
39-50	9	Scott Dixon
51-80	26	Marco Andretti

Total: 3 Lead changes among 3 drivers

Lap Leader Summary:

Driver	Times	Total
Scott Dixon	2	40
Marco Andretti	1	30
Dan Wheldon	1	10

Caution Flags:

Laps	Reason/Incident
11-13	Contact: Cars #14 Bucknum and #17 Simmons in T11
44-46	Contact: Cars #15 Rice and #55 Matsuura in T11
50-51	Debris: T9a
73-74	Spin: Car #7 Herta in T7

Total: 4 caution flags, 10 laps



OFFICIAL BOX SCORE

IndyCar Series

Motorola Indy 300 presented by Jackson Rancheria Casino & Hotel at Infineon Raceway

Sunday, Aug. 26, 2007



FP	SP	Car	Driver	Car Name	C/E/T	Laps		Pts.	Total Pts.	Stand ings	Awards	Designated Awards	Total Awards
						Comp.	Running/Reason Out						
1	5	9	Scott Dixon	Target Chip Ganassi Racing	D/H/F	80	Running	50	560	1	\$120,400	\$11,000	\$131,400
2	4	3	Helio Castroneves	Team Penske	D/H/F	80	Running	40	398	6	98,300	750	99,050
3	1	27	Dario Franchitti	Canadian Club	D/H/F	80	Running	38	556	2	81,800	10,250	92,050
4	3	11	Tony Kanaan	Team 7-Eleven	D/H/F	80	Running	32	498	3	65,500	0	65,500
5	6	6	Sam Hornish Jr.	Team Penske	D/H/F	80	Running	30	409	5	59,400	0	59,400
6	2	7	Danica Patrick	Motorola	D/H/F	80	Running	28	365	7	51,900	0	51,900
7	10	10	Dan Wheldon	Target Chip Ganassi Racing	D/H/F	80	Running	26	414	4	50,400	0	50,400
8	11	2	Tomas Scheckter	Vision Racing	D/H/F	80	Running	24	328	9	49,000	2,000	51,000
9	13	4	Vitor Meira	Delphi Panther	D/H/F	80	Running	22	307	12	49,000	0	49,000
10	12	55	Kosuke Matsuura	Panasonic Panther	D/H/F	80	Running	20	260	16	47,400	0	47,400
11	9	15	Buddy Rice	Dreyer & Reinbold Racing	D/H/F	79	Running	19	312	11	45,800	0	45,800
12	16	14	Darren Manning	ABC Supply Co./AJ Foyt Racing	D/H/F	79	Running	18	288	13	44,400	0	44,400
13	14	20	Ed Carpenter	Hitachi Power Tools/Vision Racing	D/H/F	79	Running	17	275	14	43,000	0	43,000
14	17	8	Scott Sharp	Patron Sharp Rahal Letterman	D/H/F	79	Running	16	363	8	41,300	0	41,300
15	15	22	A.J. Foyt IV	Vision Racing	D/H/F	71	Contact	15	273	15	39,900	0	39,900
16	8	26	Marco Andretti	NYSE Group	D/H/F	68	Contact	14	325	10	38,500	2,000	40,500
17	18	5	Sarah Fisher	AAMCO/Dreyer & Reinbold Racing	D/H/F	28	Mechanical	13	243	17	37,000	0	37,000
18	7	17 R	Ryan Hunter-Reay	Rahal Letterman Racing Team Ethanol	D/H/F	5	Handling	12	81	19	37,000	0	37,000
TOTAL											\$1,000,000	\$26,000	\$1,026,000

Time of Race: 1:51:58.5533 **Average Speed:** 98.593 mph **Margin of Victory:** 0.5449 of a sec.

Fastest Lap: #11 Tony Kanaan (Race Lap 66, 106.767 mph, 1:17.5524 sec.) **Fastest Leading Lap:** #9 Scott Dixon (Race Lap 65, 106.437 mph, 1:17.7923 sec.)

AAMCO Transmissions Pole Award: #27 Dario Franchitti (107.951 mph, 1:16.7017 sec.) **Lincoln Electric Hard Charger Award:** Marco Andretti **Firestone Performance Award:** Scott Dixon

Legend: R = IndyCar Series Rookie **Chassis Legend:** D=Dallara (18) **Engine Legend:** H - Honda (18) **Tire Legend:** F - Firestone (18)

Lap Leaders:

Laps	Car #	Driver	Laps	Car #	Driver
1-21	27	Dario Franchitti	48-63	27	Dario Franchitti
22	11	Tony Kanaan	64-66	9	Scott Dixon
23	9	Scott Dixon	67-68	26	Marco Andretti
24-44	27	Dario Franchitti	69-72	27	Dario Franchitti
45-47	9	Scott Dixon	73-80	9	Scott Dixon

Total: 9 Lead changes among 4 drivers

Lap Leader Summary:

Driver	Times	Total
Dario Franchitti	4	62
Scott Dixon	4	15
Marco Andretti	1	2
Tony Kanaan	1	1

Caution Flags:

Laps	Reason/Incident
69-71	Contact: Cars #26 Andretti and #27 Franchitti in T1
74-75	Contact: Cars #8 Sharp and #22 Foyt IV in T11

Total: 2 caution flags, 5 laps

OFFICIAL BOX SCORE

IndyCar Series

PEAK Antifreeze & Motor Oil Indy Grand Prix of Sonoma County at Infineon Raceway

Sunday, Aug. 24, 2008

FP	SP	Car	Driver	Car Name	Laps Comp.	Running/Reason Out	Pts.	Total Pts.	Stand ings
1	1	3	Helio Castroneves	Team Penske	80	Running	53	533	2
2	2	6	Ryan Briscoe	Team Penske	80	Running	40	390	5
3	4	11	Tony Kanaan	Team 7-Eleven	80	Running	35	446	4
4	16	10	Dan Wheldon	Target Chip Ganassi Racing	80	Running	32	452	3
5	9	7	Danica Patrick	Motorola	80	Running	30	345	6
6	14	33 R	E.J. Viso	PDVSA HVM Racing	80	Running	28	262	17
7	18	4	Vitor Meira	Delphi National Guard	80	Running	26	301	11
8	15	06 R	Graham Rahal	Hole in the Wall Camps	80	Running	24	259	18
9	7	02 R	Justin Wilson	McDonald's Racing Team	80	Running	22	271	16
10	12	19 R	Mario Moraes	Sonny's Bar-B-Q	80	Running	20	217	22
11	22	15	Buddy Rice	Dreyer & Reinbold Racing	80	Running	19	284	13
12	5	9	Scott Dixon	Target Chip Ganassi Racing	80	Running	18	576	1
13	20	27 R	Hideki Mutoh	Formula Dream	80	Running	17	315	8
14	10	26	Marco Andretti	Blockbuster/STAR WARS: The Clone Wars	80	Running	16	327	7
15	6	5	Oriol Servia	KV Racing Technology	80	Running	15	313	9
16	11	96 R	Mario Dominguez	Visit Mexico City/PCM Racing	80	Running	14	112	27
17	13	18	Bruno Junqueira	Z-Line Designs	80	Running	13	218	21
18	8	17	Ryan Hunter-Reay	Rahal Letterman Racing Team Ethanol	80	Running	12	310	10
19	19	23	Townsend Bell	Dreyer and Reinbold William Rast	79	Running	12	117	25
20	24	2	A.J. Foyt IV	Lilly Diabetes/Vision Racing	79	Running	12	243	19
21	27	36 R	Enrique Bernoldi	Sangari Conquest Racing	79	Running	12	220	20
22	21	14	Darren Manning	ABC Supply Co./AJ Foyt Racing	79	Running	12	279	14
23	23	20	Ed Carpenter	Menards/ Vision Racing	78	Off Course	12	294	12
24	26	34 R	Jaime Camara	Sangari	78	Running	12	152	23
25	3	8 R	Will Power	Aussie Vineyards-Team Australia	77	Off Course	10	277	15
26	25	25	Marty Roth	Roth Racing	76	Running	10	147	24
27	17	12	Tomas Scheckter	Symantec Luczo Dragon Racing	56	Mechanical	10	44	31

Time of Race: 1:50:15.8282 **Average Speed:** 100.254 mph **Margin of Victory:** 5.2926 sec.

Fastest Lap: #3 Helio Castroneves (Lap 55, 105.438 mph, 1:18.6320 sec.) **Fastest Leading Lap:** #3 Helio Castroneves (Lap 55, 105.438 mph, 1:18.6320 sec.)

PEAK Motor Oil Pole Award: #3 Helio Castroneves (107.809 mph, 1:16.9027 sec.) Lincoln Electric Hard Charger Award: EJ Viso

IndyCar Series Bonus Awards (Top Five Finishers): #3 Helio Castroneves (\$35,000); #6 Ryan Briscoe (\$25,000); #11 Tony Kanaan (\$20,000); #10 Dan Wheldon (\$15,000); #7 Danica Patrick (\$10,000);

Legend: R = IndyCar Series Rookie **Chassis Legend:** D=Dallara (27); **Engine Legend:** H - Honda (27); **Tire Legend:** F - Firestone (27)

Lap Leaders:

Laps	Car #	Driver	Laps	Car #	Driver
1-16	3	Helio Castroneves	53	11	Tony Kanaan
17-27	6	Ryan Briscoe	54-57	3	Helio Castroneves
28-35	33	E.J. Viso	58	33	E.J. Viso
36-44	3	Helio Castroneves	59-80	3	Helio Castroneves
45-52	6	Ryan Briscoe			

Total: 8 Lead changes among 4 drivers

Lap Leader Summary:

Driver	Times	Total
Helio Castroneves	4	51
Ryan Briscoe	2	19
E.J. Viso	2	9
Tony Kanaan	1	1

Caution Flags:

Laps	Reason/Incident
16-17	Spin: #25 Roth in T7

Total: 1 caution flags, 2 laps



indycar.com

OFFICIAL BOX SCORE

IndyCar Series

Indy Grand Prix of Sonoma at Infineon Raceway

Sunday, Aug. 23, 2009

FP	SP	Car	Driver	Car Name	Laps Comp.	Running/Reason Out	Pts.	Total Pts.	Stand ings
1	1	10	Dario Franchitti	Target Chip Ganassi Racing	75	Running	53	493	2
2	2	6	Ryan Briscoe	Team Penske	75	Running	40	497	1
3	9	24 R	Mike Conway	Tran Systems/Dreyer & Reinbold	75	Running	35	220	16
4	14	5	Mario Moraes	Azul Tequila/Votorantim/KVRT	75	Running	32	213	18
5	5	27	Hideki Mutoh	Formula Dream	75	Running	30	297	10
6	17	06	Oriol Servia	Newman/Haas/Lanigan Racing	75	Running	28	57	27
7	22	18	Justin Wilson	Z-Line Designs	75	Running	26	296	11
8	7	11	Tony Kanaan	Team 7-Eleven	75	Running	24	318	7
9	18	2 R	Raphael Matos	US Marines Luczo Dragon Racing	75	Running	22	252	14
10	15	33 R	Robert Doornbos	HVM Racing	75	Running	20	245	15
11	20	20	Ed Carpenter	Vision/William Rast/Lilly Racing	75	Running	19	258	12
12	12	4	Dan Wheldon	National Guard Panther Racing	75	Running	18	306	8
13	10	9	Scott Dixon	Target Chip Ganassi Racing	75	Running	17	477	3
14	4	26	Marco Andretti	Team Venom Energy	75	Running	16	323	6
15	19	98 R	Richard Antinucci	CURB/Agajanian/Team 3G	75	Running	15	63	24
16	11	7	Danica Patrick	Boost Mobile/Motorola	74	Running	14	335	5
17	21	23	Milka Duno	CITGO/Dreyer & Reinbold Racing	71	Running	13	88	23
18	3	3	Helio Castroneves	Team Penske	66	Contact	12	371	4
19	16	14	Ryan Hunter-Reay	ABC Supply Co. AJ Foyt Racing	65	Mechanical	12	254	13
20	8	25 R	Franck Montagny	Automatic Fire Sprinklers	57	Handling	12	12	37
21	6	02	Graham Rahal	McDonald's Racing Team	30	Mechanical	12	301	9
22	13	13	E.J. Viso	PDVSA HVM Racing	0	Contact	12	206	19
23	23	12	Will Power	Penske Truck Rental	0	Did Not Start	6	215	17
24	24	34 R	Nelson Philippe	i drive green/Conquest Racing	0	Did Not Start	6	16	35

Time of Race: 1:49:23.0073 Average Speed: 94.745 mph Margin of Victory: 0.2488 of a sec.

Fastest Lap: #3 Helio Castroneves (Lap 35, 105.156 mph, 1:18.8427 sec.) Fastest Leading Lap: #10 Dario Franchitti (Lap 9, 104.502 mph, 1:19.3362 sec.)

PEAK Performance Pole Award: #10 Dario Franchitti (107.955 mph, 1:16.7987 sec.)

IndyCar Series Bonus Awards (Top Five Finishers): #10 Dario Franchitti (\$35,000); #6 Ryan Briscoe (\$25,000); #24 Mike Conway (\$20,000); #5 Mario Moraes (\$15,000); #27 Hideki Mutoh (\$10,000)

Legend: R = IndyCar Series Rookie All cars use Dallara chassis, Honda engines and Firestone tires

Lap Leaders:

Laps	Car #	Driver
1-75	10	Dario Franchitti

Total: No lead changes

Lap Leader Summary:

Driver	Times	Total
Dario Franchitti	1	75

Caution Flags:

Laps	Reason/Incident
1-3	Contact: Multiple Cars in T2
67-70	Contact: #3 Castroneves in T1/ Stall: #14 Hunter-Reay in T6
Total: 2 caution flags, 7 laps	



OFFICIAL BOX SCORE
IZOD IndyCar Series
Indy Grand Prix of Sonoma
August 22, 2010



FP	SP	Car	Driver	Car Name	Comp	Running/Reason Out	Pts	Total Pts	Standings
1	1	12	Will Power	Verizon Team Penske	75	Running	53	514	1
2	6	9	Scott Dixon	Target Chip Ganassi Racing	75	Running	40	419	3
3	3	10	Dario Franchitti	Target Chip Ganassi Racing	75	Running	35	455	2
4	5	6	Ryan Briscoe	Team Penske	75	Running	32	384	4
5	2	3	Helio Castroneves	Team Penske	75	Running	30	370	5
6	7	22	Justin Wilson	Team Z-Line Designs/DRR	75	Running	28	290	8
7	9	11	Tony Kanaan	Team 7-Eleven/Dr. Pepper Cherry	75	Running	26	330	7
8	8	37	Ryan Hunter-Reay	Team IZOD	75	Running	24	360	6
9	16	02	Graham Rahal	NHR/Quick Trim	75	Running	22	159	21
10	22	19	Alex Lloyd (R)	Boy Scouts of America	75	Running	20	207	17
11	20	32	Mario Moraes	KV Racing Technology	75	Running	19	240	14
12	18	26	Marco Andretti	Team Venom Energy	75	Running	18	284	9
13	11	78	Simona de Silvestro (R)	Team Stargate Worlds/HVM	75	Running	17	196	18
14	4	77	Alex Tagliani	FAZZT Race Team	75	Running	16	244	12
15	21	14	Vitor Meira	ABC Supply Co./A.J. Foyt Racing	75	Running	15	235	15
16	23	7	Danica Patrick	Team GoDaddy.com	75	Running	14	259	11
17	14	06	Hideki Mutoh	Formula Dream/Panasonic	74	Running	13	192	19
18	17	5	Takuma Sato (R)	Lotus-KV Racing Technology	74	Running	12	164	20
19	15	8	EJ Viso	PDVSA-KV Racing Technology	74	Running	12	215	16
20	25	36	Francesco Dracone (R)	Halkin Jet/LaPasta.biz/Conquest	71	Contact	12	24	34
21	10	2	Raphael Matos	HP de Ferran Dragon	67	Contact	12	241	13
22	24	18	Milka Duno	CITGO	67	Running	12	136	24
23	13	34	Bertrand Baguette (R)	Conquest Racing RACB	65	Contact	12	150	22
24	19	24	JR Hildebrand (R)	Trans Systems/DRR	38	Contact	12	26	33
25	12	4	Dan Wheldon	National Guard Panther Racing	0	Contact	10	269	10

Time of Race: 1:52:34.1915 **Avg Speed:** 92.063 **Margin of Victory:** 0.7432 of a second **Lead Changes:** 2 among 2 drivers **Caution Laps:** 4 for 10 laps

Fastest Lap: 104.739 mph (79.1564 sec) on lap 13 by 24 - J.R. Hildebrand **Fastest Leader Lap:** 104.540 mph (79.3074 sec) on lap 63 by 12 - Will Power

Peak Performance Award (\$10,000): #12 Will Power (1:16.52.82, 108.337 mph)

Bonus Awards: Will Power (\$35,000), Scott Dixon (\$25,000), Dario Franchitti (\$20,000), Ryan Briscoe (\$15,000), Helio Castroneves (\$10,000)

Legend: R = Rookie All Cars use Dallara Chassis, Firestone Tires, and Honda Engines

Lap Leaders:

Laps	Car #	Driver
1-55	12	Power, Will
56-57	9	Dixon, Scott
58-75	12	Power, Will

Lap Leader Summary:

Car	Driver	Times	Laps
12	Power, Will	2	73
9	Dixon, Scott	1	2

Caution Flags:

No	Duration	Total	Reason for Caution
1	1 to 3	3	Contact: Car 4 in Frontstretch
2	33 to 34	2	Spin: Car 18 in Turn 7
3	38 to 39	2	Contact: Cars 24 & 26 in Turn 7
4	66 to 68	3	Contact: Cars 2,8, & 34 in Turn 11



OFFICIAL BOX SCORE
IZOD IndyCar Series
Indy Grand Prix of Sonoma
August 28, 2011



FP	SP	Car	Driver	Car Name	Comp	Running/Reason Out	Pts	Total Pts	Standings
1	1	12	Will Power	Verizon Team Penske	75	Running	53	449	2
2	2	3	Helio Castroneves	Guidepoint Systems Team Penske	75	Running	40	277	9
3	3	6	Ryan Briscoe	Penske Truck Rental	75	Running	35	312	5
4	4	10	Dario Franchitti	Target Chip Ganassi Racing	75	Running	32	475	1
5	5	9	Scott Dixon	Target Chip Ganassi Racing	75	Running	30	400	3
6	8	19	Sebastien Bourdais	Boy Scouts of America	75	Running	28	150	23
7	6	06	James Hinchcliffe (R)	Sprott Newman/Haas Racing	75	Running	26	243	14
8	13	38	Graham Rahal	Service Central	75	Running	24	264	10
9	9	59	EJ Viso	PDVSA - KV Racing Technology - Lotus	75	Running	22	202	18
10	19	28	Ryan Hunter-Reay	Team DHL/Circle K/SunDrop Citrus Soda	75	Running	20	286	7
11	18	2	Oriol Servia	Telemundo Newman/Haas Racing	75	Running	19	327	4
12	15	17	Martin Plowman (R)	Snowball Express/AFS/Sam Schmidt Motorsports	75	Running	18	30	34
13	10	24	Ana Beatriz (R)	Team Ipiranga/Dreyer & Reinbold Racing	75	Running	17	174	21
14	23	34	Sebastian Saavedra (R)	Bogata Es Mundial Conquest Racing	75	Running	16	161	22
15	22	78	Simon Pagenaud (R)	Nuclear Clean Air Energy/HVM Racing	75	Running	15	56	31
16	7	27	Mike Conway	@FollowAndretti	75	Running	14	214	17
17	11	22	Giorgio Pantano (R)	TranSystems/Dreyer & Reinbold Racing	75	Running	13	13	40
18	16	5	Takuma Sato	KV Racing Technology - Lotus	74	Running	12	250	11
19	17	18	James Jakes (R)	Acorn Stairlifts	74	Running	12	150	24
20	12	77	Alex Tagliani	Bowers & Wilkins/Sam Schmidt Motorsports	74	Running	12	238	16
21	25	7	Danica Patrick	Team GoDaddy	74	Running	12	247	12
22	28	14	Vitor Meira	ABC Supply Co./A.J. Foyt Racing	74	Running	12	241	15
23	20	4	JR Hildebrand (R)	National Guard Panther Racing	74	Running	12	246	13
24	14	26	Marco Andretti	Team All Natural Snapple	74	Running	12	282	8
25	27	67	Ed Carpenter	Dollar General Sarah Fisher Racing	74	Running	10	113	25
26	26	83	Charlie Kimball (R)	Levemir and NovoLog FlexPen	66	Running	10	192	19
27	24	88	Ho-Pin Tung (R)	Mouser.com Schmidt Dragon Racing	63	Contact	10	10	44
28	21	82	Tony Kanaan	GEICO - KV Racing Technology - Lotus	38	Mechanical	10	305	6

Time of Race: 01:47:29.7619 Avg Speed: 96.408 Margin of Victory: 3.2420 seconds Lead Changes: 4 Caution Laps: 3
Fastest Lap: 102.584 mph (80.8194 sec) on lap 2 by 12 - Will Power Fastest Leader Lap: 102.584 mph (80.8194 sec) on lap 2 by 12 - Will Power
Peak Performance Award: #12 Will Power (01:18.6017, 105.479 mph)
Bonus Awards: Will Power (\$35,000), Helio Castroneves (\$25,000), Ryan Briscoe (\$20,000), Dario Franchitti (\$15,000), Scott Dixon (\$10,000).
Legend: R = Rookie All Cars use Dallara Chassis, Firestone Tires, and Honda Engines

Lap Leaders:

Lap Leader Summary:

Caution Flags:

Laps	Car #	Driver	Car	Driver	Times	No	Duration	Total	Reason for Caution
1-25	12	Power, Will	12	Power, Will	71	1	66 to 68	3	Contact: Car 88 in Turn 9
26-27	6	Briscoe, Ryan	6	Briscoe, Ryan	4				
28-49	12	Power, Will							
50-51	6	Briscoe, Ryan							
52-75	12	Power, Will							



OFFICIAL BOX SCORE
IZOD IndyCar Series
GoPro Indy Grand Prix of Sonoma
August 26, 2012



FP	SP	Car	Driver	Car Name	Comp	Running/Reason Out	Pts	Total Pts	Standings
1	2	2	Ryan Briscoe	Hitachi Team Penske Chevrolet	85	Running	50	317	8
2	1	12	Will Power	Verizon Team Penske Chevrolet	85	Running	43	422	1
3	6	10	Dario Franchitti	Target Chip Ganassi Racing Honda	85	Running	35	306	9
4	11	8	Rubens Barrichello	BMC/Embrase KV Racing Technology Chevrolet	85	Running	32	247	14
5	13	38	Graham Rahal	Service Central Honda	85	Running	30	286	10
6	4	3	Helio Castroneves	Penske Truck Rental Chevrolet	85	Running	28	381	3
7	9	77	Simon Pagenaud (R)	Schmidt Hamilton HP Motorsports Honda	85	Running	26	337	5
8	15	4	JR Hildebrand	National Guard Panther Racing Chevrolet	85	Running	24	257	11
9	8	98	Alex Tagliani	Barracuda Racing Honda	85	Running	22	236	17
10	16	11	Tony Kanaan	Mouser Electronics/GEICO KVRT Chevrolet	84	Running	20	327	6
11	20	18	Justin Wilson	Sonny's BBQ Honda	84	Running	19	253	12
12	24	19	James Jakes	Boy Scouts of America Honda	84	Running	18	202	21
13	5	9	Scott Dixon	Target Chip Ganassi Racing Honda	84	Running	17	368	4
14	14	14	Mike Conway	ABC Supply Co./A.J. Foyt Racing Honda	84	Running	16	219	19
15	23	17	Sebastian Saavedra	Team AFS Chevrolet	84	Running	15	29	27
16	17	5	EJ Viso	CITGO/PDVSA KV Racing Technology Chevrolet	84	Running	14	212	20
17	27	78	Simona de Silvestro	Nuclear Clean Air Energy Lotus HVM Racing Lotus	84	Running	13	160	25
18	7	28	Ryan Hunter-Reay	Team DHL/Sun Drop Citrus Soda Chevrolet	84	Running	12	386	2
19	18	22	Oriol Servia	Panther/Dreyer & Reinbold Racing Chevrolet	84	Running	12	249	13
20	25	20	Ed Carpenter	Fuzzy's Vodka/Ed Carpenter Racing Chevrolet	84	Running	12	199	22
21	21	83	Charlie Kimball	NovoLog FlexPen Honda	82	Running	12	228	18
22	3	7	Sebastien Bourdais	TrueCar Dragon Racing Chevrolet	63	Contact	12	161	24
23	22	67	Josef Newgarden (R)	Angie's List/Sarah Fisher Hartman Racing Honda	62	Contact	12	186	23
24	19	6	Katherine Legge (R)	TrueCar Dragon Racing Chevrolet	48	Mechanical	12	115	26
25	12	26	Marco Andretti	Team RC Cola Chevrolet	46	Mechanical	10	237	16
26	10	27	James Hinchcliffe	Team GoDaddy.com Chevrolet	35	Mechanical	10	326	7
27	26	15	Takuma Sato	Rahal Letterman Lanigan Racing Honda	2	Mechanical	10	243	15

Time of Race: 02:07:02.8248 Avg Speed: 95.740 Margin of Victory: 0.4408 seconds Lead Changes: 6 among 3 drivers Caution Laps: 2 for 11 laps
Fastest Lap: 108.430 mph (79.1848 sec) on lap 82 by 28 - Ryan Hunter-Reay Fastest Leader Lap: 108.180 mph (79.3676 sec) on lap 7 by 12 - Will Power
IZOD IndyCar Series Pole Award: #12 Will Power (77.2709, 111.116 mph)

Bonus Awards: Ryan Briscoe (\$35,000), Will Power (\$25,000), Dario Franchitti (\$20,000), Rubens Barrichello (\$15,000), Graham Rahal (\$10,000)

Legend: R = Rookie All Cars use 2012 IZOD IndyCar Series chassis and Firestone Tires

Lap Leaders:

Laps	Car #	Driver
1-17	12	Power, Will
18-19	2	Briscoe, Ryan
20	28	Hunter-Reay, Ryan
21-40	12	Power, Will
41-43	2	Briscoe, Ryan
44-63	12	Power, Will
64-85	2	Briscoe, Ryan

Lap Leader Summary:

Car	Driver	Times	Times
12	Power, Will	3	57
2	Briscoe, Ryan	3	27
28	Hunter-Reay, Ryan	1	1

Caution Flags:

No	Duration	Total	Reason for Caution
1	65 to 73	9	Contact: Cars 7 & 67 in Turn 8
2	75 to 76	2	Contact: Cars 28 & 98 in Turn 7

Penalties:

Car	Reason	Lap	Penalty
3	Avoidable Contact	3	Drive-Through
17	Pit Speed Violation	41	Drive-Through
9	Ran Over Hose	60	Drive-Through
98	Avoidable Contact	78	Drive-Through
28	Avoidable Contact	79	Drive-Through
22	Avoidable Contact	83	Drive-Through

IZOD IndyCar[®] Series
Current Drivers - Performance Summary
Sonoma Raceway

Driver	Starts	Best Start	Poles	Top 5 Start	Top 10 Start	Best Finish	Wins	Top 3 Finish	Top 5 Finish	Top 10 Finish	Laps	Races Led	Laps Led	Running at Finish
Marco Andretti	7	2	0	2	4	1	1	1	1	1	498	2	32	5
Ana Beatriz	1	10	0	0	1	13	0	0	0	0	75	0	0	1
Sebastien Bourdais	2	3	0	1	2	6	0	0	0	1	138	0	0	1
Ryan Briscoe	7	1	1	6	7	1	1	4	5	5	477	4	66	5
Ed Carpenter	7	14	0	0	0	11	0	0	0	0	546	0	0	6
Helio Castroneves	8	1	1	8	8	1	1	3	5	6	560	1	51	6
Mike Conway	3	7	0	0	2	3	0	1	1	1	234	0	0	3
Simona De Silvestro	2	11	0	0	0	13	0	0	0	0	159	0	0	2
Scott Dixon	8	1	1	5	8	1	1	2	4	5	629	3	57	8
Dario Franchitti	7	1	2	5	6	1	1	5	6	7	550	2	137	7
JR Hildebrand	3	15	0	0	0	8	0	0	0	1	197	0	0	2
James Hinchcliffe	2	6	0	0	2	7	0	0	0	1	110	0	0	1
Ryan Hunter-Reay	6	7	0	0	4	8	0	0	0	2	384	1	1	4
James Jakes	2	17	0	0	0	12	0	0	0	0	158	0	0	2
Tony Kanaan	8	3	0	4	6	1	1	2	3	6	592	3	35	7
Charlie Kimball	2	21	0	0	0	21	0	0	0	0	148	0	0	2
Josef Newgarden	1	22	0	0	0	23	0	0	0	0	62	0	0	0
Simon Pagenaud	2	9	0	0	1	7	0	0	0	1	160	0	0	2
Will Power	4	1	3	4	4	1	2	3	3	3	312	2	144	3
Graham Rahal	5	6	0	0	1	5	0	0	1	4	345	0	0	4
Sebastian Saavedra	2	23	0	0	0	14	0	0	0	0	159	0	0	2
Takuma Sato	3	16	0	0	0	18	0	0	0	0	150	0	0	2
Oriol Servia	4	6	0	0	1	6	0	0	0	1	314	0	0	4
Alex Tagliani	3	4	0	1	2	9	0	0	0	1	234	0	0	3
EJ Viso	5	9	0	0	1	6	0	0	0	2	313	1	9	4
Justin Wilson	4	7	0	0	2	6	0	0	0	3	314	0	0	4

IZOD IndyCar® Series
Driver Performance - Current Drivers
Sonoma Raceway

Driver	2005		2006		2007		2008		2009		2010		2011		2012	
	SP	FP	SP	FP	SP	FP	SP	FP	SP	FP	SP	FP	SP	FP	SP	FP
Marco Andretti			2	1	8	16	10	14	4	14	18	12	14	24	12	25
Ana Beatriz													10	13		
Sebastien Bourdais													8	6	3	22
Ryan Briscoe	1	19	7	16			2	2	2	2	5	4	3	3	2	1
Ed Carpenter	20	15	16	12	14	13	23	23	20	11			27	25	25	20
Helio Castroneves	2	21	3	5	4	2	1	1	3	18	2	5	2	2	4	6
Mike Conway									9	3			7	16	14	14
Simona De Silvestro											11	13			27	17
Scott Dixon	9	7	1	4	5	1	5	12	10	13	6	2	5	5	5	13
Dario Franchitti	21	8	5	2	1	3			1	1	3	3	4	4	6	3
JR Hildebrand											19	24	20	23	15	8
James Hinchcliffe													6	7	10	26
Ryan Hunter-Reay					7	18	8	18	16	19	8	8	19	10	7	18
James Jakes													17	19	24	12
Tony Kanaan	3	1	4	11	3	4	4	3	7	8	9	7	21	28	16	10
Charlie Kimball													26	26	21	21
Josef Newgarden															22	23
Simon Pagenaud													22	15	9	7
Will Power							3	25			1	1	1	1	1	2
Graham Rahal							15	8	6	21	16	9	13	8	13	5
Sebastian Saavedra													23	14	23	15
Takuma Sato											17	18	16	18	26	27
Oriol Servia							6	15	17	6			18	11	18	19
Alex Tagliani											4	14	12	20	8	9
EJ Viso							14	6	13	22	15	19	9	9	17	16
Justin Wilson							7	9	22	7	7	6			20	11



2013 IZOD INDYCAR SERIES SCHEDULE

MARCH	24		Streets of St. Petersburg	
APRIL	7		Barber Motorsports Park	
	21		Streets of Long Beach	
MAY	5		Streets of São Paulo, Brazil	
	26		Indianapolis Motor Speedway	
JUNE	1		The Raceway at Belle Isle Park	
	2		The Raceway at Belle Isle Park	
	8		Texas Motor Speedway	
	15		The Milwaukee Mile	
	23		Iowa Speedway	
JULY	7		Pocono Raceway	
	13		Streets of Toronto	
	14		Streets of Toronto	
AUG.	4		Mid-Ohio Sports Car Course	
	25		Sonoma Raceway	
SEPT.	1		Streets of Baltimore	
OCT.	5		Reliant Park	
	6		Reliant Park	
	19		Auto Club Speedway	

Schedule subject to change.  Oval  Street/Road Course

indycar.com/media