

Event: Firestone 600
Track: Texas Motor Speedway
Report: Section Data Report
Session: Race

Round 8
1.455 mile(s)
Verizon INDYCAR Series
June 7, 2014



Section Data for Car 10 - Kanaan, Tony

Lap	T/S	SF to T1	T1 to SS1	SS1 to T2	T2 to BS	BS to T3	T3 to SS2	SS2 to T4	T4 to SF	Lap	PI to PO	PO to SF	SF to PI
1	T	2.7850	4.6281	4.2746	2.1583	2.1036	4.1347	4.1488	2.1930	26.4261		82.8354	
	S	170.149	185.036	201.773	204.075	208.409	211.074	200.496	210.484	198.213		56.325	
2	T	2.1949	4.0722	4.0688	2.0852	2.0238	3.9959	4.0514	2.1752	24.6674			
	S	215.893	210.295	211.979	211.229	216.627	218.406	205.316	212.206	212.345			
3	T	2.1900	4.0519	4.0518	2.0785	2.0175	3.9767	4.0551	2.1686	24.5901			
	S	216.376	211.349	212.868	211.910	217.303	219.460	205.129	212.852	213.013			
4	T	2.1745	4.0578	4.0696	2.0840	2.0207	3.9908	4.0705	2.1762	24.6441			
	S	217.918	211.041	211.937	211.351	216.959	218.685	204.353	212.109	212.546			
5	T	2.1887	4.0335	4.0707	2.0759	2.0072	3.9893	4.2861	2.6651	25.3165			
	S	216.505	212.313	211.880	212.175	218.418	218.767	194.073	173.198	206.901			
6	T	3.0755	7.2048	9.8709	5.9488	5.8662	10.6180	10.5922	5.6282	58.8046			
	S	154.077	118.860	87.378	74.041	74.735	82.193	78.531	82.014	89.075			
7	T	5.9600	10.7763	10.6067	5.1818	5.1130	10.2641	10.2458	5.4088	63.5565			
	S	79.507	79.467	81.317	85.000	85.744	85.027	81.186	85.341	82.415			
8	T	5.7093	10.1996	9.3554	4.3254	4.5166	8.7430	8.9677	4.7963	56.6133			
	S	82.999	83.961	92.193	101.830	97.066	99.820	92.757	96.239	92.522			
9	T	4.9832	9.2657	9.0037	4.5838	4.6171	9.2764	8.9370	5.0589	55.7258			
	S	95.092	92.423	95.794	96.089	94.953	94.080	93.076	91.243	93.996			
10	T	5.3297	9.3187	8.7566	4.5288	4.8200	7.6815	9.2808	4.8927	54.6088			
	S	88.910	91.897	98.497	97.256	90.956	113.614	89.628	94.343	95.919			
11	T	4.7025	9.8422	8.8915	4.4610	4.3711	8.5714	7.4148	2.9623	51.2168			
	S	100.768	87.009	97.003	98.734	100.297	101.819	112.183	155.822	102.271			
12	T	2.7040	4.6007	4.3233	2.1687	2.1065	4.1262	4.1381	2.2115	26.3790			
	S	175.245	186.138	199.500	203.096	208.122	211.509	201.015	208.723	198.567			
13	T	2.2238	4.0818	4.1106	2.1106	2.0636	4.0579	4.1078	2.2107	24.9668			
	S	213.087	209.800	209.823	208.687	212.449	215.069	202.497	208.799	209.799			
14	T	2.2371	4.1318	4.1294	2.1128	2.0558	4.0325	4.1028	2.1919	24.9941			
	S	211.820	207.262	208.868	208.470	213.255	216.423	202.744	210.589	209.569			
15	T	2.2017	4.0554	4.0589	2.0841	2.0250	4.0129	4.0940	2.1910	24.7230			
	S	215.226	211.166	212.496	211.340	216.498	217.480	203.180	210.676	211.867			
16	T	2.1998	4.0939	4.0872	2.0969	2.0340	4.0603	4.1528	2.2299	24.9548			
	S	215.412	209.180	211.025	210.050	215.540	214.942	200.303	207.001	209.899			
17	T	2.2382	4.0780	4.1309	2.1273	2.0629	4.0203	4.1066	2.2148	24.9790			
	S	211.716	209.996	208.792	207.049	212.521	217.080	202.556	208.412	209.696			
18	T	2.2270	4.0678	4.1365	2.1327	2.0701	4.0342	4.1249	2.2219	25.0151			
	S	212.781	210.523	208.510	206.524	211.782	216.332	201.658	207.746	209.394			
19	T	2.2380	4.0951	4.1168	2.1209	2.0557	4.0161	4.1199	2.2181	24.9806			
	S	211.735	209.119	209.507	207.673	213.265	217.307	201.903	208.102	209.683			

Event: Firestone 600
Track: Texas Motor Speedway
Report: Section Data Report
Session: Race

Round 8
1.455 mile(s)
Verizon INDYCAR Series
June 7, 2014



Section Data for Car 10 - Kanaan, Tony

Lap	T/S	SF to T1	T1 to SS1	SS1 to T2	T2 to BS	BS to T3	T3 to SS2	SS2 to T4	T4 to SF	Lap	PI to PO	PO to SF	SF to PI
20	T	2.2388	4.0957	4.2019	2.1813	2.1058	4.0840	4.1440	2.2262	25.2777			
	S	211.660	209.088	205.264	201.923	208.191	213.694	200.728	207.345	207.218			
21	T	2.2436	4.1327	4.1420	2.1363	2.0700	4.0373	4.1309	2.2201	25.1129			
	S	211.207	207.217	208.233	206.176	211.792	216.166	201.365	207.914	208.578			
22	T	2.2340	4.1147	4.1640	2.1404	2.0723	4.0470	4.1494	2.2291	25.1509			
	S	212.114	208.123	207.133	205.781	211.557	215.648	200.467	207.075	208.263			
23	T	2.2380	4.1151	4.1983	2.1582	2.0845	4.0697	4.1366	2.2297	25.2301			
	S	211.735	208.103	205.440	204.084	210.319	214.445	201.087	207.019	207.609			
24	T	2.2455	4.1418	4.1641	2.1415	2.0753	4.0619	4.1641	2.2360	25.2302			
	S	211.028	206.761	207.128	205.676	211.251	214.857	199.759	206.436	207.608			
25	T	2.2523	4.1768	4.1421	2.1316	2.0673	4.1303	4.1964	2.2456	25.3424			
	S	210.391	205.029	208.228	206.631	212.068	211.299	198.222	205.553	206.689			
26	T	2.2672	4.1845	4.1922	2.1511	2.0789	4.1186	4.1830	2.2460	25.4215			
	S	209.008	204.651	205.739	204.758	210.885	211.899	198.857	205.517	206.046			
27	T	2.2534	4.1807	4.1842	2.1455	2.0739	4.0981	4.2030	2.2476	25.3864			
	S	210.288	204.837	206.133	205.292	211.394	212.959	197.911	205.371	206.331			
28	T	2.2609	4.1709	4.1943	2.1512	2.0799	4.0805	4.2046	2.2453	25.3876			
	S	209.591	205.319	205.636	204.748	210.784	213.878	197.835	205.581	206.321			
29	T	2.2580	4.1555	4.1859	2.1544	2.0821	4.1173	4.2322	2.2572	25.4426			
	S	209.860	206.080	206.049	204.444	210.561	211.966	196.545	204.497	205.875			
30	T	2.2705	4.1804	4.1980	2.1444	2.0756	4.1324	4.2662	2.2563	25.5238			
	S	208.705	204.852	205.455	205.398	211.220	211.191	194.979	204.579	205.220			
31	T	2.2704	4.1870	4.1945	2.1495	2.0827	4.1451	4.2065	2.2444	25.4801			
	S	208.714	204.529	205.626	204.910	210.500	210.544	197.746	205.663	205.572			
32	T	2.2618	4.1809	4.2322	2.1561	2.0870	4.1375	4.2475	2.2547	25.5577			
	S	209.507	204.828	203.795	204.283	210.067	210.931	195.837	204.724	204.948			
33	T	2.2743	4.1850	4.2151	2.1566	2.0871	4.0845	4.2138	2.2433	25.4597			
	S	208.356	204.627	204.621	204.236	210.057	213.668	197.403	205.764	205.737			
34	T	2.2634	4.1771	4.3036	2.1906	2.1110	4.1579	4.3575	2.2816	25.8427			
	S	209.359	205.014	200.414	201.066	207.678	209.896	190.893	202.310	202.688			
35	T	2.2833	4.2021	4.2603	2.1700	2.1110	4.1262	4.2846	2.2604	25.6979			
	S	207.535	203.794	202.451	202.974	207.678	211.509	194.141	204.208	203.830			
36	T	2.2735	4.1798	4.2795	2.1905	2.1082	4.1841	4.2987	2.2639	25.7782			
	S	208.429	204.881	201.542	201.075	207.954	208.582	193.505	203.892	203.195			
37	T	2.2749	4.1943	4.3407	2.2027	2.1175	4.2209	4.3396	2.2730	25.9636			
	S	208.301	204.173	198.701	199.961	207.041	206.763	191.681	203.076	201.744			
38	T	2.2801	4.2222	4.2498	2.1697	2.1034	4.2083	4.3515	2.2784	25.8634			
	S	207.826	202.824	202.951	203.003	208.429	207.382	191.157	202.594	202.526			

Event: Firestone 600
Track: Texas Motor Speedway
Report: Section Data Report
Session: Race

Round 8
1.455 mile(s)
Verizon INDYCAR Series
June 7, 2014



Section Data for Car 10 - Kanaan, Tony

Lap	T/S	SF to T1	T1 to SS1	SS1 to T2	T2 to BS	BS to T3	T3 to SS2	SS2 to T4	T4 to SF	Lap	PI to PO	PO to SF	SF to PI
39	T	2.2804	4.2306	4.3375	2.2039	2.1159	4.1685	4.3355	2.2772	25.9495			
	S	207.798	202.421	198.847	199.852	207.197	209.362	191.862	202.701	201.854			
40	T	2.2775	4.2179	4.3550	2.2037	2.1144	4.2290	4.3494	2.2836	26.0305			
	S	208.063	203.031	198.048	199.870	207.344	206.367	191.249	202.133	201.225			
41	T	2.2815	4.2478	4.3431	2.2097	2.1202	4.2161	4.3455	2.2786	26.0425			
	S	207.698	201.602	198.591	199.328	206.777	206.999	191.421	202.577	201.133			
42	T	2.2827	4.2279	4.4400	2.2244	2.1240	4.2654	4.3517	2.2829	26.1990			
	S	207.589	202.551	194.257	198.010	206.407	204.606	191.148	202.195	199.931			
43	T	2.2886	4.2050	4.4024	2.2151	2.1179	4.2889	4.3979	2.2996	26.2154			
	S	207.054	203.654	195.916	198.842	207.002	203.485	189.140	200.727	199.806			
44	T	2.2918	4.2192	4.3457	2.2029	2.1148	4.2205	4.4016	2.2981	26.0946			
	S	206.765	202.968	198.472	199.943	207.305	206.783	188.981	200.858	200.731			
45	T	2.2891	4.2879	4.5111	2.2328	2.1253	4.3861	4.4693	2.3245	26.6261			
	S	207.009	199.716	191.195	197.266	206.281	198.976	186.118	198.576	196.724			
46	T	2.3013	4.3041	4.4864	2.2316	2.1271	4.2584	4.3286	2.2787	26.3162			
	S	205.911	198.965	192.248	197.372	206.106	204.943	192.168	202.568	199.041			
47	T	2.2726	4.2906	4.4688	2.2252	2.1251	4.3718	4.5611	2.3441	26.6593			
	S	208.512	199.591	193.005	197.939	206.300	199.627	182.372	196.916	196.479			
48	T	2.3140	4.2559	4.4142	2.2071	2.1090	4.2939	4.3834	2.2905	26.2680			
	S	204.781	201.218	195.392	199.563	207.875	203.248	189.766	201.524	199.406			
49	T	2.2770	4.2650	4.5315	2.2502	2.1335	4.3602	4.5309	2.3598	26.7081			
	S	208.109	200.789	190.334	195.740	205.488	200.158	183.588	195.606	196.120			
50	T	2.3217	4.3263	4.5579	2.2545	2.1364	4.3445	4.4261	2.3253	26.6927			
	S	204.102	197.944	189.232	195.367	205.209	200.881	187.935	198.508	196.233			
51	T	2.3309	4.4802	4.5379	2.2524	2.1430	4.3393	4.4479	2.3168	26.8484			
	S	203.296	191.144	190.066	195.549	204.577	201.122	187.014	199.236	195.095			
52	T	2.2982	4.2364	4.5979	2.2774	2.1601	4.3217	4.4332	2.3170	26.6419			
	S	206.189	202.144	187.586	193.402	202.958	201.941	187.634	199.219	196.608			
53	T	2.2995	4.2474	4.4790	2.2551	2.3530	6.3617			49.9540	27.2146		30.4610
	S	206.072	201.621	192.565	195.315	186.319	137.185			104.856	33.020		153.684
54	T			5.8201	2.6965	2.4319	4.4433	4.2759	2.2665	37.5269		29.8053	
	S			148.193	163.343	180.274	196.414	194.536	203.658	139.580		156.539	
55	T	2.2722	4.1311	4.0953	2.1018	2.0316	3.9394	4.2179	2.2863	25.0756			
	S	208.548	207.297	210.607	209.561	215.795	221.538	197.211	201.894	208.888			
56	T	2.2880	4.1455	4.0727	2.0956	2.0305	3.9698	4.0692	2.1969	24.8682			
	S	207.108	206.577	211.776	210.181	215.912	219.842	204.418	210.110	210.630			
57	T	2.1989	4.0213	4.0648	2.0889	2.0173	3.9967	4.1051	2.2016	24.6946			
	S	215.500	212.957	212.188	210.855	217.325	218.362	202.630	209.662	212.111			

Event: Firestone 600
Track: Texas Motor Speedway
Report: Section Data Report
Session: Race

Round 8
1.455 mile(s)
Verizon INDYCAR Series
June 7, 2014



Section Data for Car 10 - Kanaan, Tony

Lap	T/S	SF to T1	T1 to SS1	SS1 to T2	T2 to BS	BS to T3	T3 to SS2	SS2 to T4	T4 to SF	Lap	PI to PO	PO to SF	SF to PI
58	T	2.2026	4.0499	4.0739	2.0764	2.0137	3.9814	4.1055	2.1709	24.6743			
	S	215.138	211.453	211.714	212.124	217.713	219.201	202.611	212.627	212.286			
59	T	2.1876	4.0623	4.1652	2.1237	2.0614	4.0621	4.1197	2.2025	24.9845			
	S	216.613	210.808	207.073	207.400	212.675	214.846	201.912	209.576	209.650			
60	T	2.2276	4.1124	4.1287	2.1009	2.0337	4.0311	4.1394	2.2079	24.9817			
	S	212.724	208.239	208.904	209.650	215.572	216.499	200.951	209.063	209.673			
61	T	2.2336	4.1046	4.1053	2.1175	2.0564	4.0350	4.1150	2.2249	24.9923			
	S	212.152	208.635	210.094	208.007	213.193	216.289	202.143	207.466	209.585			
62	T	2.2409	4.1206	4.1044	2.1161	2.0560	4.0268	4.1109	2.2165	24.9922			
	S	211.461	207.825	210.140	208.144	213.234	216.730	202.345	208.252	209.585			
63	T	2.2350	4.1295	4.1006	2.1178	2.0579	4.0323	4.1202	2.2198	25.0131			
	S	212.020	207.377	210.335	207.977	213.037	216.434	201.888	207.943	209.410			
64	T	2.2394	4.1334	4.1030	2.1179	2.0554	4.0415	4.1237	2.2243	25.0386			
	S	211.603	207.181	210.212	207.968	213.296	215.941	201.716	207.522	209.197			
65	T	2.2380	4.1192	4.1119	2.1162	2.0567	4.0451	4.1221	2.2272	25.0364			
	S	211.735	207.896	209.757	208.135	213.161	215.749	201.795	207.252	209.215			
66	T	2.2374	4.1133	4.0839	2.1138	2.0517	4.0271	4.1258	2.2188	24.9718			
	S	211.792	208.194	211.195	208.371	213.681	216.714	201.614	208.036	209.757			
67	T	2.2386	4.1345	4.1155	2.1252	2.0612	4.0463	4.1309	2.2183	25.0705			
	S	211.679	207.126	209.574	207.253	212.696	215.685	201.365	208.083	208.931			
68	T	2.2355	4.1226	4.1471	2.1436	2.0778	4.0576	4.1362	2.2236	25.1440			
	S	211.972	207.724	207.977	205.474	210.997	215.085	201.107	207.587	208.320			
69	T	2.2427	4.1338	4.1083	2.1232	2.0616	4.0307	4.1245	2.2207	25.0455			
	S	211.292	207.161	209.941	207.448	212.655	216.520	201.677	207.858	209.139			
70	T	2.2444	4.1362	4.1406	2.1320	2.0674	4.0486	4.1317	2.2225	25.1234			
	S	211.132	207.041	208.303	206.592	212.058	215.563	201.326	207.690	208.491			
71	T	2.2418	4.1123	4.1516	2.1402	2.0712	4.0551	4.1571	2.2296	25.1589			
	S	211.376	208.244	207.751	205.801	211.669	215.217	200.096	207.029	208.197			
72	T	2.2437	4.1282	4.1848	2.1491	2.0791	4.0622	4.1488	2.2267	25.2226			
	S	211.197	207.442	206.103	204.948	210.865	214.841	200.496	207.298	207.671			
73	T	2.2429	4.1260	4.1562	2.1346	2.0667	4.0712	4.1575	2.2309	25.1860			
	S	211.273	207.553	207.521	206.341	212.130	214.366	200.077	206.908	207.973			
74	T	2.2431	4.1380	4.2265	2.1598	2.0846	4.0685	4.1664	2.2326	25.3195			
	S	211.254	206.951	204.070	203.933	210.308	214.508	199.649	206.750	206.876			
75	T	2.2428	4.1437	4.1924	2.1491	2.0774	4.1242	4.2106	2.2428	25.3830			
	S	211.282	206.666	205.729	204.948	211.037	211.611	197.553	205.810	206.359			
76	T	2.2513	4.1450	4.3239	2.1927	2.1072	4.0975	4.2022	2.2468	25.5666			
	S	210.484	206.602	199.473	200.873	208.053	212.990	197.948	205.444	204.877			

Event: Firestone 600
Track: Texas Motor Speedway
Report: Section Data Report
Session: Race

Round 8
1.455 mile(s)
Verizon INDYCAR Series
June 7, 2014



Section Data for Car 10 - Kanaan, Tony

Lap	T/S	SF to T1	T1 to SS1	SS1 to T2	T2 to BS	BS to T3	T3 to SS2	SS2 to T4	T4 to SF	Lap	PI to PO	PO to SF	SF to PI
77	T	2.2513	4.1296	4.2995	2.1806	2.1044	4.0918	4.2049	2.2436	25.5057			
	S	210.484	207.372	200.605	201.988	208.330	213.287	197.821	205.737	205.366			
78	T	2.2483	4.1307	4.2908	2.1779	2.0995	4.0973	4.2103	2.2479	25.5027			
	S	210.765	207.317	201.011	202.238	208.816	213.001	197.567	205.343	205.390			
79	T	2.2541	4.1494	4.2748	2.1740	2.0964	4.1205	4.2153	2.2460	25.5305			
	S	210.223	206.383	201.764	202.601	209.125	211.801	197.333	205.517	205.166			
80	T	2.2545	4.1596	4.3459	2.1895	2.1020	4.1811	4.2209	2.2515	25.7050			
	S	210.186	205.876	198.463	201.167	208.568	208.731	197.071	205.015	203.774			
81	T	2.2588	4.1549	4.2957	2.1759	2.1058	4.2063	4.2519	2.2466	25.6959			
	S	209.786	206.109	200.782	202.424	208.191	207.481	195.634	205.462	203.846			
82	T	2.2484	4.1308	4.3724	2.1876	2.0985	4.2299	4.4497	2.3116	26.0289			
	S	210.756	207.312	197.260	201.341	208.915	206.323	186.938	199.685	201.238			
83	T	2.2854	4.2176	4.5418	2.2452	2.1488	4.3819	4.3876	2.2941	26.5024			
	S	207.344	203.045	189.903	196.176	204.025	199.166	189.584	201.208	197.642			
84	T	2.2823	4.1854	4.3003	2.1748	2.0910	4.1705	4.3639	2.2882	25.8564			
	S	207.625	204.607	200.567	202.526	209.665	209.262	190.613	201.727	202.580			
85	T	2.2734	4.1509	4.4162	2.2302	2.1256	4.1939	4.2580	2.2557	25.9039			
	S	208.438	206.308	195.304	197.496	206.252	208.094	195.354	204.633	202.209			
86	T	2.2573	4.2195	4.2787	2.1690	2.0947	4.1728	4.2443	2.2530	25.6893			
	S	209.925	202.954	201.580	203.068	209.294	209.147	195.985	204.878	203.898			
87	T	2.2502	4.1573	4.3683	2.1926	2.1069	4.1638	4.3750	2.2911	25.9052			
	S	210.587	205.990	197.445	200.882	208.083	209.599	190.130	201.471	202.199			
88	T	2.2767	4.1768	4.5255	2.2476	2.1380	4.2419	4.3297	2.2765	26.2127			
	S	208.136	205.029	190.587	195.967	205.056	205.740	192.119	202.763	199.827			
89	T	2.2734	4.1924	4.4594	2.2262	2.1250	4.2660	4.3485	2.2693	26.1602			
	S	208.438	204.266	193.412	197.850	206.310	204.577	191.289	203.407	200.228			
90	T	2.2516	4.1686	4.4717	2.2333	2.1290	4.2785	4.4362	2.3126	26.2815			
	S	210.456	205.432	192.880	197.221	205.923	203.980	187.507	199.598	199.304			
91	T	2.2879	4.2193	4.4458	2.2127	2.1159	4.3452	4.5556	2.3333	26.5157			
	S	207.117	202.963	194.003	199.058	207.197	200.849	182.592	197.828	197.543			
92	T	2.2934	4.2348	4.4766	2.2375	2.1236	4.4926	4.6754	2.3685	26.9024			
	S	206.621	202.221	192.669	196.851	206.446	194.259	177.914	194.887	194.704			
93	T	2.3197	4.2834	4.5062	2.2307	2.1316	4.2346	4.4099	2.3114	26.4275			
	S	204.278	199.926	191.403	197.451	205.671	206.094	188.625	199.702	198.203			
94	T	2.2890	4.2764	4.3955	2.1934	2.1017	4.1771	4.4220	2.3022	26.1573			
	S	207.018	200.253	196.223	200.809	208.597	208.931	188.109	200.500	200.250			
95	T	2.2873	4.2020	4.3447	2.1788	2.0968	4.2134	4.3229	2.2727	25.9186			
	S	207.172	203.799	198.518	202.155	209.085	207.131	192.421	203.102	202.094			

Event: Firestone 600
Track: Texas Motor Speedway
Report: Section Data Report
Session: Race

Round 8
1.455 mile(s)
Verizon INDYCAR Series
June 7, 2014



Section Data for Car 10 - Kanaan, Tony

Lap	T/S	SF to T1	T1 to SS1	SS1 to T2	T2 to BS	BS to T3	T3 to SS2	SS2 to T4	T4 to SF	Lap	PI to PO	PO to SF	SF to PI
96	T	2.2679	4.1797	4.4223	2.2119	2.1193	4.2286	4.3377	2.2746	26.0420			
	S	208.944	204.886	195.034	199.130	206.865	206.387	191.765	202.933	201.137			
97	T	2.2754	4.1981	4.3386	2.1867	2.1052	4.2179	4.3109	2.2689	25.9017			
	S	208.255	203.988	198.797	201.424	208.251	206.910	192.957	203.443	202.226			
98	T	2.2715	4.1964	4.4661	2.2302	2.1300	4.2184	4.3433	2.2782	26.1341			
	S	208.613	204.071	193.122	197.496	205.826	206.886	191.518	202.612	200.428			
99	T	2.2768	4.2287	4.3425	2.1819	2.1059	4.1829	4.3703	2.2886	25.9776			
	S	208.127	202.512	198.618	201.867	208.181	208.642	190.334	201.691	201.635			
100	T	2.2782	4.2466	4.5195	2.2372	2.4039	6.3304			49.1895	26.8353		30.0017
	S	207.999	201.659	190.840	196.878	182.374	137.863			106.486	33.487		156.037
101	T			5.6826	2.6184	2.3988	4.4232	4.2688	2.2662	38.2063		30.5588	
	S			151.779	168.215	182.762	197.307	194.860	203.685	137.098		152.679	
102	T	2.2546	4.0956	4.0471	2.0904	2.0319	3.9769	4.0614	2.1916	24.7495			
	S	210.176	209.094	213.116	210.703	215.763	219.449	204.811	210.618	211.641			
103	T	2.2037	4.0327	4.0117	2.0827	2.0319	4.0097	4.1016	2.1999	24.6739			
	S	215.031	212.355	214.996	211.482	215.763	217.654	202.803	209.824	212.289			
104	T	2.1997	4.0197	4.0537	2.0956	2.0279	4.0252	4.0792	2.1784	24.6794			
	S	215.422	213.042	212.769	210.181	216.189	216.816	203.917	211.894	212.242			
105	T	2.1860	4.0558	4.0920	2.1022	2.0455	4.0176	4.1033	2.2159	24.8183			
	S	216.772	211.145	210.777	209.521	214.329	217.226	202.719	208.309	211.054			
106	T	2.2337	4.1048	4.0882	2.1142	2.0535	4.0277	4.1226	2.2222	24.9669			
	S	212.143	208.625	210.973	208.332	213.494	216.681	201.770	207.718	209.798			
107	T	2.2307	4.1072	4.0969	2.1125	2.0536	4.0239	4.1154	2.2159	24.9561			
	S	212.428	208.503	210.525	208.499	213.483	216.886	202.123	208.309	209.889			
108	T	2.2326	4.1101	4.1047	2.1156	2.0559	4.0350	4.1193	2.2222	24.9954			
	S	212.247	208.356	210.125	208.194	213.244	216.289	201.932	207.718	209.559			
109	T	2.2409	4.0962	4.1011	2.1197	2.0564	4.0184	4.1169	2.2188	24.9684			
	S	211.461	209.063	210.309	207.791	213.193	217.183	202.050	208.036	209.785			
110	T	2.2336	4.1092	4.0824	2.1157	2.0559	4.0261	4.1179	2.2218	24.9626			
	S	212.152	208.402	211.273	208.184	213.244	216.767	202.001	207.755	209.834			
111	T	2.2431	4.1233	4.0967	2.1162	2.0547	4.0273	4.1168	2.2208	24.9989			
	S	211.254	207.689	210.535	208.135	213.369	216.703	202.055	207.849	209.529			
112	T	2.2438	4.1283	4.0973	2.1223	2.0609	4.0402	4.1195	2.2199	25.0322			
	S	211.188	207.437	210.504	207.536	212.727	216.011	201.922	207.933	209.250			
113	T	2.2458	4.1275	4.0931	2.1168	2.0532	4.0271	4.1228	2.2254	25.0117			
	S	211.000	207.478	210.720	208.076	213.525	216.714	201.760	207.419	209.422			
114	T	2.2392	4.1248	4.1008	2.1222	2.0593	4.0410	4.1349	2.2204	25.0426			
	S	211.622	207.613	210.325	207.546	212.892	215.968	201.170	207.886	209.164			

Event: Firestone 600
 Track: Texas Motor Speedway
 Report: Section Data Report
 Session: Race

Round 8
 1.455 mile(s)
 Verizon INDYCAR Series
 June 7, 2014



Section Data for Car 10 - Kanaan, Tony

Lap	T/S	SF to T1	T1 to SS1	SS1 to T2	T2 to BS	BS to T3	T3 to SS2	SS2 to T4	T4 to SF	Lap	PI to PO	PO to SF	SF to PI
115	T	2.2399	4.1242	4.1232	2.1279	2.0594	4.0343	4.1481	2.2281	25.0851			
	S	211.556	207.644	209.182	206.990	212.882	216.327	200.530	207.168	208.809			
116	T	2.2354	4.1235	4.1310	2.1295	2.0614	4.0421	4.1725	2.2367	25.1321			
	S	211.982	207.679	208.787	206.835	212.675	215.909	199.357	206.371	208.419			
117	T	2.2424	4.1076	4.0894	2.1117	2.0497	4.0623	4.1577	2.2285	25.0493			
	S	211.320	208.483	210.911	208.578	213.889	214.836	200.067	207.131	209.108			
118	T	2.2277	4.0938	4.1029	2.1247	2.0584	4.0425	4.1966	2.2415	25.0881			
	S	212.714	209.186	210.217	207.302	212.985	215.888	198.212	205.929	208.784			
119	T	2.2485	4.1086	4.1330	2.1362	2.0627	4.1381	4.2406	2.2511	25.3188			
	S	210.747	208.432	208.686	206.186	212.541	210.900	196.156	205.051	206.882			
120	T	2.2473	4.1081	4.2743	2.1797	2.0977	4.4729	5.0641	2.7643	27.2084			
	S	210.859	208.457	201.787	202.071	208.995	195.114	164.258	166.983	192.514			
121	T	2.9535	5.7481	5.9686	3.0612	3.1077	7.2613	9.7311	4.3353	42.1668			
	S	160.441	148.982	144.506	143.883	141.072	120.189	85.480	106.473	124.221			
122	T	4.2750	9.0138	7.8713	3.9618	3.8684	10.5281	12.0479	6.3244	57.8907			
	S	110.845	95.006	109.575	111.175	113.331	82.895	69.043	72.986	90.481			
123	T	5.5136	9.8331	9.3462	4.9674	5.1664	12.9167	13.3346	6.2020	67.2800			
	S	85.945	87.090	92.283	88.669	84.858	67.566	62.380	74.426	77.854			
124	T	5.3527	11.1659	10.9835	5.3265	5.1071	10.2981	12.9215	5.6173	66.7726			
	S	88.528	76.695	78.527	82.691	85.843	84.746	64.375	82.173	78.445			
125	T	5.4886	10.6782	10.6451	5.4482	5.2690	10.6407	11.5302	5.7265	65.4265			
	S	86.336	80.197	81.023	80.844	83.205	82.018	72.143	80.606	80.059			
126	T	5.5844	11.0038	8.9450	3.6144	3.3792	10.6024			100.9374	53.0086		55.6609
	S	84.855	77.824	96.423	121.861	129.738	82.314			51.894	16.953		84.105
127	T			6.3436	2.8096	2.5726	6.7264	8.8670	3.4472	47.6197		39.8876	
	S			135.964	156.768	170.415	129.747	93.811	133.903	109.996		116.971	
128	T	3.0030	5.0254	8.3650	6.0097	5.7801	11.2599	12.4809	6.1379	58.0619			
	S	157.797	170.407	103.108	73.291	75.848	77.508	66.647	75.203	90.214			
129	T	6.3932	9.9290	9.0978	5.1827	5.6546	13.0120	15.2591	7.3133	71.8417			
	S	74.120	86.249	94.803	84.986	77.531	67.071	54.513	63.117	72.910			
130	T	6.5122	10.0280	9.0197	4.3989	4.2983	9.6566	11.2382	5.6441	60.7960			
	S	72.766	85.397	95.624	100.128	101.996	90.376	74.017	81.783	86.157			
131	T	5.6198	9.8492	8.9961	4.7210	4.9811	10.6402	12.7677	5.7541	63.3292			
	S	84.320	86.948	95.875	93.297	88.015	82.022	65.150	80.219	82.711			
132	T	5.6257	10.6351	10.5471	5.3396	5.2331	10.1209	10.2666	5.5067	63.2748			
	S	84.232	80.522	81.776	82.488	83.776	86.230	81.022	83.824	82.782			
133	T	5.6480	10.4105	10.5519	5.4449	5.4057	10.2128	9.9679	5.1193	62.7610			
	S	83.899	82.260	81.739	80.893	81.101	85.454	83.450	90.167	83.459			

Event: Firestone 600
Track: Texas Motor Speedway
Report: Section Data Report
Session: Race

Round 8
1.455 mile(s)
Verizon INDYCAR Series
June 7, 2014



Section Data for Car 10 - Kanaan, Tony

Lap	T/S	SF to T1	T1 to SS1	SS1 to T2	T2 to BS	BS to T3	T3 to SS2	SS2 to T4	T4 to SF	Lap	PI to PO	PO to SF	SF to PI
134	T	4.4536	9.5837	9.3078	4.1614	3.9466	7.2788	6.9003	2.7776	48.4098			
	S	106.400	89.356	92.664	105.843	111.085	119.900	120.548	166.183	108.201			
135	T	2.5721	4.4382	4.1701	2.0833	2.0083	4.0379	4.0861	2.1634	25.5594			
	S	184.232	192.953	206.830	211.422	218.299	216.134	203.573	213.364	204.934			
136	T	2.1638	4.0108	4.0984	2.0704	2.0080	4.0594	4.1433	2.1805	24.7346			
	S	218.996	213.514	210.448	212.739	218.331	214.989	200.762	211.690	211.768			
137	T	2.1682	4.2274	4.1916	2.1197	2.0509	3.9719	4.0586	2.1854	24.9737			
	S	218.552	202.575	205.769	207.791	213.764	219.725	204.952	211.216	209.741			
138	T	2.1887	3.9773	3.9882	2.0684	2.0160	3.9268	4.0494	2.1679	24.3827			
	S	216.505	215.313	216.263	212.945	217.465	222.249	205.418	212.921	214.824			
139	T	2.1822	4.0098	4.0426	2.0654	2.0073	3.9893	4.0725	2.1564	24.5255			
	S	217.149	213.568	213.353	213.254	218.407	218.767	204.252	214.056	213.574			
140	T	2.1769	4.0059	4.0737	2.0821	2.0253	4.0021	4.0743	2.1806	24.6209			
	S	217.678	213.776	211.724	211.543	216.466	218.067	204.162	211.681	212.746			
141	T	2.1910	4.0301	4.0574	2.0807	2.0147	3.9791	4.0993	2.1790	24.6313			
	S	216.277	212.492	212.575	211.686	217.605	219.328	202.917	211.836	212.656			
142	T	2.1840	4.0090	4.0742	2.0832	2.0073	4.1479	4.2222	2.2352	24.9630			
	S	216.971	213.610	211.698	211.432	218.407	210.402	197.011	206.510	209.831			
143	T	2.2347	4.0651	4.0558	2.1029	2.0418	4.0552	4.1360	2.2278	24.9193			
	S	212.048	210.662	212.658	209.451	214.717	215.212	201.117	207.196	210.199			
144	T	2.2294	4.0576	4.0620	2.0968	2.0416	4.0064	4.1094	2.2142	24.8174			
	S	212.552	211.052	212.334	210.060	214.738	217.833	202.418	208.468	211.062			
145	T	2.2204	4.0912	4.1208	2.1175	2.0543	4.0143	4.1057	2.2149	24.9391			
	S	213.414	209.318	209.304	208.007	213.410	217.405	202.601	208.403	210.032			
146	T	2.2202	4.0459	4.0730	2.1075	2.0456	4.0420	4.1243	2.2231	24.8816			
	S	213.433	211.662	211.760	208.994	214.318	215.915	201.687	207.634	210.517			
147	T	2.2307	4.0673	4.1439	2.1362	2.0693	4.0212	4.1071	2.2188	24.9945			
	S	212.428	210.548	208.137	206.186	211.863	217.032	202.532	208.036	209.566			
148	T	2.2217	4.0517	4.0814	2.1094	2.0453	3.9997	4.1005	2.2138	24.8235			
	S	213.289	211.359	211.325	208.806	214.350	218.198	202.858	208.506	211.010			
149	T	2.2199	4.0559	4.1044	2.1336	2.0657	4.0248	4.1101	2.2138	24.9282			
	S	213.462	211.140	210.140	206.437	212.233	216.837	202.384	208.506	210.123			
150	T	2.2195	4.0501	4.1429	2.1272	2.0598	4.1305	4.2166	2.2427	25.1893			
	S	213.500	211.443	208.188	207.058	212.841	211.289	197.272	205.819	207.945			
151	T	2.2449	4.0842	4.1953	2.1393	2.0651	4.0581	4.3177	2.2680	25.3726			
	S	211.085	209.677	205.587	205.887	212.294	215.058	192.653	203.523	206.443			
152	T	2.2715	4.1121	4.1597	2.1383	2.0677	4.0401	4.1915	2.2415	25.2224			
	S	208.613	208.255	207.347	205.984	212.027	216.016	198.454	205.929	207.673			

Event: Firestone 600
Track: Texas Motor Speedway
Report: Section Data Report
Session: Race

Round 8
1.455 mile(s)
Verizon INDYCAR Series
June 7, 2014



Section Data for Car 10 - Kanaan, Tony

Lap	T/S	SF to T1	T1 to SS1	SS1 to T2	T2 to BS	BS to T3	T3 to SS2	SS2 to T4	T4 to SF	Lap	PI to PO	PO to SF	SF to PI
153	T	2.2401	4.0898	4.1645	2.1340	2.0649	4.0776	4.2032	2.2400	25.2141			
	S	211.537	209.390	207.108	206.399	212.315	214.030	197.901	206.067	207.741			
154	T	2.2450	4.1008	4.1202	2.1247	2.0538	4.0209	4.2591	2.2495	25.1740			
	S	211.075	208.828	209.334	207.302	213.462	217.048	195.304	205.197	208.072			
155	T	2.2490	4.1122	4.1914	2.1488	2.0768	4.0779	4.2239	2.2447	25.3247			
	S	210.700	208.250	205.778	204.977	211.098	214.014	196.931	205.636	206.834			
156	T	2.2451	4.0904	4.2241	2.1548	2.0791	4.0895	4.2791	2.2616	25.4237			
	S	211.066	209.359	204.186	204.406	210.865	213.407	194.391	204.099	206.028			
157	T	2.2617	4.1220	4.2119	2.1600	2.0837	4.0564	4.3088	2.2720	25.4765			
	S	209.517	207.754	204.777	203.914	210.399	215.148	193.051	203.165	205.601			
158	T	2.2658	4.1057	4.3008	2.1806	2.0988	4.0983	4.2657	2.2596	25.5753			
	S	209.137	208.579	200.544	201.988	208.886	212.949	195.002	204.280	204.807			
159	T	2.2557	4.1221	4.2078	2.1562	2.0773	4.0770	4.2776	2.2598	25.4335			
	S	210.074	207.749	204.976	204.274	211.048	214.061	194.459	204.262	205.949			
160	T	2.2565	4.1173	4.3682	2.2135	2.1150	4.1548	4.2963	2.2636	25.7852			
	S	209.999	207.992	197.450	198.986	207.286	210.053	193.613	203.919	203.140			
161	T	2.2615	4.1229	4.2878	2.1724	2.0923	4.1400	4.3599	2.2909	25.7277			
	S	209.535	207.709	201.152	202.750	209.535	210.804	190.788	201.489	203.594			
162	T	2.2752	4.1576	4.3026	2.1737	2.0935	4.1981	4.2702	2.2631	25.7340			
	S	208.273	205.975	200.460	202.629	209.414	207.886	194.796	203.964	203.544			
163	T	2.2583	4.1627	4.3993	2.2149	2.1198	4.1876	4.3623	2.2863	25.9912			
	S	209.832	205.723	196.054	198.860	206.816	208.408	190.683	201.894	201.530			
164	T	2.2756	4.1821	4.3316	2.1800	2.1013	4.1929	4.2921	2.2609	25.8165			
	S	208.237	204.769	199.118	202.043	208.637	208.144	193.802	204.162	202.893			
165	T	2.2550	4.1813	4.4445	2.2106	2.1198	4.2385	4.4674	2.3257	26.2428			
	S	210.139	204.808	194.060	199.247	206.816	205.905	186.197	198.474	199.598			
166	T	2.2976	4.2207	4.3279	2.1802	2.1086	4.3298	4.3935	2.2993	26.1576			
	S	206.243	202.896	199.288	202.025	207.915	201.563	189.329	200.753	200.248			
167	T	2.2851	4.1772	4.3675	2.1949	2.1079	4.2193	4.2578	2.2584	25.8681			
	S	207.371	205.009	197.481	200.672	207.984	206.842	195.363	204.388	202.489			
168	T	2.2592	4.1360	4.2394	2.1625	2.0991	4.1401	4.2283	2.2501	25.5147			
	S	209.748	207.051	203.449	203.678	208.856	210.799	196.726	205.142	205.293			
169	T	2.2527	4.1120	4.2655	2.1624	2.0849	4.1207	4.2762	2.2625	25.5369			
	S	210.354	208.260	202.204	203.688	210.278	211.791	194.523	204.018	205.115			
170	T	2.2622	4.1341	4.4105	2.2419	2.3210	6.1999			48.2180	25.8673		30.1162
	S	209.470	207.146	195.556	196.465	188.888	140.765			108.632	34.740		155.443
171	T			5.6339	2.5856	2.3848	4.3799	4.2149	2.2320	38.0128		30.2473	
	S			153.091	170.349	183.835	199.257	197.352	206.806	137.796		154.251	

Event: Firestone 600
Track: Texas Motor Speedway
Report: Section Data Report
Session: Race

Round 8
1.455 mile(s)
Verizon INDYCAR Series
June 7, 2014



Section Data for Car 10 - Kanaan, Tony

Lap	T/S	SF to T1	T1 to SS1	SS1 to T2	T2 to BS	BS to T3	T3 to SS2	SS2 to T4	T4 to SF	Lap	PI to PO	PO to SF	SF to PI
172	T	2.2310	4.0524	4.0192	2.0791	2.0260	3.9701	4.0545	2.1796	24.6119			
	S	212.400	211.323	214.595	211.849	216.391	219.825	205.159	211.778	212.824			
173	T	2.1929	4.0109	4.0058	2.0745	2.0224	3.9587	4.0576	2.1907	24.5135			
	S	216.090	213.509	215.313	212.318	216.777	220.458	205.003	210.705	213.678			
174	T	2.1974	4.0352	4.0229	2.0701	2.0121	3.9498	4.0465	2.1798	24.5138			
	S	215.647	212.223	214.398	212.770	217.886	220.955	205.565	211.758	213.676			
175	T	2.1864	4.0048	4.0085	2.0520	1.9912	4.0046	4.1008	2.1842	24.5325			
	S	216.732	213.834	215.168	214.646	220.173	217.931	202.843	211.332	213.513			
176	T	2.1985	4.0447	4.0526	2.1002	2.0394	3.9931	4.0810	2.1981	24.7076			
	S	215.540	211.725	212.826	209.720	214.970	218.559	203.827	209.995	212.000			
177	T	2.2012	4.0562	4.0603	2.0820	2.0220	3.9975	4.0655	2.1752	24.6599			
	S	215.275	211.125	212.423	211.554	216.820	218.318	204.604	212.206	212.410			
178	T	2.1877	4.0452	4.0763	2.0794	2.0189	4.0085	4.1046	2.1872	24.7078			
	S	216.604	211.699	211.589	211.818	217.152	217.719	202.655	211.042	211.998			
179	T	2.1942	4.0829	4.2225	2.1413	2.0600	4.1815	4.2488	2.2506	25.3818			
	S	215.962	209.744	204.263	205.695	212.820	208.712	195.777	205.097	206.368			
180	T	2.2611	4.1424	4.1510	2.1080	2.0480	4.0128	4.1138	2.2145	25.0516			
	S	209.572	206.731	207.781	208.944	214.067	217.486	202.202	208.440	209.088			
181	T	2.2312	4.1197	4.0844	2.0976	2.0405	4.0456	4.1275	2.1978	24.9443			
	S	212.381	207.870	211.169	209.980	214.854	215.723	201.531	210.024	209.988			
182	T	2.2153	4.0891	4.0992	2.0927	2.0319	4.0452	4.1259	2.1964	24.8957			
	S	213.905	209.426	210.407	210.472	215.763	215.744	201.609	210.158	210.398			
183	T	2.2070	4.0744	4.1282	2.1159	2.0490	4.0482	4.1348	2.1934	24.9509			
	S	214.709	210.182	208.929	208.164	213.962	215.584	201.175	210.445	209.932			
184	T	2.2015	4.0804	4.2659	2.1909	2.1021	4.1239	4.1671	2.2028	25.3346			
	S	215.246	209.872	202.185	201.038	208.558	211.627	199.616	209.547	206.753			
185	T	2.2026	4.0760	4.1870	2.1477	2.0770	4.0714	4.1676	2.2298	25.1591			
	S	215.138	210.099	205.995	205.082	211.078	214.356	199.592	207.010	208.195			
186	T	2.2441	4.1119	4.1295	2.1255	2.0608	4.0550	4.1890	2.2435	25.1593			
	S	211.160	208.265	208.863	207.224	212.737	215.223	198.572	205.746	208.193			
187	T	2.2554	4.1141	4.0814	2.1081	2.0426	4.0605	4.2078	2.2485	25.1184			
	S	210.102	208.153	211.325	208.934	214.633	214.931	197.685	205.288	208.532			
188	T	2.2505	4.1139	4.1576	2.1335	2.0615	4.0843	4.1806	2.2402	25.2221			
	S	210.559	208.163	207.451	206.447	212.665	213.679	198.971	206.049	207.675			
189	T	2.2409	4.1357	4.1739	2.1451	2.0723	4.0804	4.1646	2.2184	25.2313			
	S	211.461	207.066	206.641	205.331	211.557	213.883	199.735	208.074	207.599			
190	T	2.2242	4.1085	4.1767	2.1356	2.0562	4.1165	4.2142	2.2404	25.2723			
	S	213.049	208.437	206.503	206.244	213.213	212.007	197.385	206.031	207.262			

Event: Firestone 600
Track: Texas Motor Speedway
Report: Section Data Report
Session: Race

Round 8
1.455 mile(s)
Verizon INDYCAR Series
June 7, 2014



Section Data for Car 10 - Kanaan, Tony

Lap	T/S	SF to T1	T1 to SS1	SS1 to T2	T2 to BS	BS to T3	T3 to SS2	SS2 to T4	T4 to SF	Lap	PI to PO	PO to SF	SF to PI
191	T	2.2466	4.1100	4.2347	2.1632	2.0937	4.1335	4.1868	2.2159	25.3844			
	S	210.925	208.361	203.674	203.612	209.394	211.135	198.676	208.309	206.347			
192	T	2.2337	4.1307	4.1834	2.1308	2.0682	4.0965	4.2329	2.2482	25.3244			
	S	212.143	207.317	206.172	206.709	211.976	213.042	196.513	205.316	206.836			
193	T	2.2635	4.1788	4.2011	2.1281	2.0637	4.1002	4.1890	2.2175	25.3419			
	S	209.350	204.931	205.303	206.971	212.438	212.850	198.572	208.158	206.693			
194	T	2.2336	4.1497	4.2035	2.1539	2.0820	4.1198	4.1911	2.2190	25.3526			
	S	212.152	206.368	205.186	204.492	210.571	211.837	198.473	208.018	206.606			
195	T	2.2368	4.1475	4.2638	2.1865	2.1074	4.1584	4.2025	2.2219	25.5248			
	S	211.849	206.477	202.284	201.443	208.033	209.871	197.934	207.746	205.212			
196	T	2.2421	4.1348	4.3761	2.1994	2.1173	4.1712	4.2108	2.2258	25.6775			
	S	211.348	207.111	197.093	200.261	207.060	209.227	197.544	207.382	203.992			
197	T	2.2388	4.1364	4.2875	2.1774	2.1018	4.1454	4.2912	2.2492	25.6277			
	S	211.660	207.031	201.166	202.285	208.587	210.529	193.843	205.224	204.388			
198	T	2.2592	4.1773	4.3775	2.1729	2.0977	4.1800	4.2654	2.2383	25.7683			
	S	209.748	205.004	197.030	202.704	208.995	208.786	195.015	206.224	203.273			
199	T	2.2515	4.1807	4.3074	2.1642	2.0910	4.1886	4.4172	2.2732	25.8738			
	S	210.466	204.837	200.237	203.518	209.665	208.358	188.313	203.058	202.444			
200	T	2.2810	4.2127	4.4151	2.2073	2.1208	4.2135	4.3783	2.2921	26.1208			
	S	207.744	203.281	195.352	199.544	206.719	207.126	189.987	201.383	200.530			
201	T	2.2856	4.1991	4.2537	2.1634	2.1050	4.2095	4.3076	2.2707	25.7946			
	S	207.326	203.940	202.765	203.594	208.270	207.323	193.105	203.281	203.066			
202	T	2.2740	4.2033	4.2991	2.1788	2.1016	4.2347	4.3399	2.2745	25.9059			
	S	208.383	203.736	200.623	202.155	208.607	206.090	191.668	202.942	202.193			
203	T	2.2817	4.2084	4.2903	2.1785	2.1017	4.2043	4.3674	2.2839	25.9162			
	S	207.680	203.489	201.035	202.182	208.597	207.580	190.461	202.106	202.113			
204	T	2.2859	4.2138	4.2588	2.1599	2.0894	4.2120	4.3973	2.2956	25.9127			
	S	207.298	203.228	202.522	203.924	209.825	207.200	189.166	201.076	202.140			
205	T	2.2963	4.1853	4.4700	2.2488	2.1442	4.2494	4.3841	2.3023	26.2804			
	S	206.360	204.612	192.953	195.862	204.463	205.377	189.735	200.491	199.312			
206	T	2.2894	4.2021	4.4960	2.2550	2.3656	6.2213			48.2922	26.0308		29.9950
	S	206.982	203.794	191.837	195.324	185.327	140.281			108.465	34.522		156.071
207	T			5.5666	2.5749	2.3692	4.3709	4.2516	2.2519	37.0298		29.2962	
	S			154.942	171.057	185.045	199.668	195.648	204.978	141.454		159.259	
208	T	2.2668	4.1616	4.0890	2.1080	2.0541	4.0173	4.0837	2.2021	24.9826			
	S	209.045	205.777	210.932	208.944	213.431	217.242	203.692	209.614	209.666			
209	T	2.2219	4.0902	4.0542	2.0959	2.0461	4.0037	4.0842	2.2013	24.7975			
	S	213.270	209.370	212.742	210.151	214.266	217.980	203.667	209.690	211.231			

Event: Firestone 600
 Track: Texas Motor Speedway
 Report: Section Data Report
 Session: Race

Round 8
 1.455 mile(s)
 Verizon INDYCAR Series
 June 7, 2014



Section Data for Car 10 - Kanaan, Tony

Lap	T/S	SF to T1	T1 to SS1	SS1 to T2	T2 to BS	BS to T3	T3 to SS2	SS2 to T4	T4 to SF	Lap	PI to PO	PO to SF	SF to PI
210	T	2.2208	4.0831	4.0599	2.1000	2.0474	3.9961	4.0851	2.2025	24.7949			
	S	213.375	209.734	212.444	209.740	214.130	218.395	203.622	209.576	211.253			
211	T	2.2273	4.0889	4.0569	2.1019	2.0501	4.0127	4.0807	2.1930	24.8115			
	S	212.752	209.436	212.601	209.551	213.848	217.491	203.842	210.484	211.112			
212	T	2.2170	4.0998	4.0526	2.1021	2.0497	4.0047	4.0750	2.1973	24.7982			
	S	213.741	208.879	212.826	209.531	213.889	217.926	204.127	210.072	211.225			
213	T	2.2231	4.1024	4.0616	2.1020	2.0494	4.0151	4.0845	2.2064	24.8445			
	S	213.154	208.747	212.355	209.541	213.921	217.361	203.652	209.205	210.831			
214	T	2.2152	4.0867	4.0529	2.0981	2.0449	4.0042	4.0835	2.2025	24.7880			
	S	213.915	209.549	212.811	209.930	214.391	217.953	203.702	209.576	211.312			
215	T	2.2203	4.0995	4.0631	2.1014	2.0468	4.0151	4.0831	2.1999	24.8292			
	S	213.423	208.895	212.276	209.601	214.192	217.361	203.722	209.824	210.961			
216	T	2.2185	4.1133	4.0577	2.0995	2.0470	4.0218	4.0983	2.2114	24.8675			
	S	213.596	208.194	212.559	209.790	214.172	216.999	202.967	208.732	210.636			
217	T	2.2212	4.0905	4.0725	2.1012	2.0493	4.0195	4.1052	2.2046	24.8640			
	S	213.337	209.354	211.786	209.620	213.931	217.123	202.625	209.376	210.666			
218	T	2.2242	4.1036	4.0704	2.1074	2.0489	3.9974	4.0852	2.2003	24.8374			
	S	213.049	208.686	211.896	209.004	213.973	218.324	203.617	209.785	210.892			
219	T	2.2214	4.1100	4.1044	2.1156	2.0539	4.0320	4.0984	2.2066	24.9423			
	S	213.318	208.361	210.140	208.194	213.452	216.450	202.962	209.186	210.005			
220	T	2.2300	4.1017	4.0769	2.1079	2.0471	4.0014	4.1162	2.2036	24.8848			
	S	212.495	208.783	211.558	208.954	214.161	218.105	202.084	209.471	210.490			
221	T	2.2220	4.1013	4.1303	2.1384	2.0713	4.0346	4.1356	2.2147	25.0482			
	S	213.260	208.803	208.823	205.974	211.659	216.311	201.136	208.421	209.117			
222	T	2.2326	4.1036	4.0832	2.1092	2.0462	4.0361	4.2124	2.2356	25.0589			
	S	212.247	208.686	211.231	208.825	214.255	216.230	197.469	206.473	209.028			
223	T	2.2488	4.1325	4.1297	2.1226	2.0586	4.0528	4.2462	2.2446	25.2358			
	S	210.718	207.227	208.853	207.507	212.965	215.339	195.897	205.645	207.562			
224	T	2.2525	4.1539	4.2361	2.1347	2.0700	4.1388	4.2524	2.2282	25.4666			
	S	210.372	206.159	203.607	206.331	211.792	210.865	195.611	207.159	205.681			
225	T	2.2432	4.1140	4.2650	2.1694	2.0923	4.3920	4.4174	2.2898	25.9831			
	S	211.244	208.158	202.227	203.031	209.535	198.708	188.305	201.586	201.593			
226	T	2.2759	4.1250	4.1860	2.1300	2.0694	4.1912	4.2478	2.2513	25.4766			
	S	208.209	207.603	206.044	206.786	211.853	208.228	195.823	205.033	205.600			
227	T	2.2363	4.1043	4.2957	2.1701	2.0926	4.1385	4.3040	2.2500	25.5915			
	S	211.896	208.650	200.782	202.965	209.504	210.880	193.266	205.152	204.677			
228	T	2.2519	4.1079	4.1592	2.1305	2.0632	4.1504	4.2636	2.2565	25.3832			
	S	210.428	208.467	207.372	206.738	212.490	210.275	195.098	204.561	206.357			

Event: Firestone 600
Track: Texas Motor Speedway
Report: Section Data Report
Session: Race

Round 8
1.455 mile(s)
Verizon INDYCAR Series
June 7, 2014



Section Data for Car 10 - Kanaan, Tony

Lap	T/S	SF to T1	T1 to SS1	SS1 to T2	T2 to BS	BS to T3	T3 to SS2	SS2 to T4	T4 to SF	Lap	PI to PO	PO to SF	SF to PI
229	T	2.2633	4.1422	4.2995	2.1833	2.0978	4.1870	4.2652	2.2663	25.7046			
	S	209.368	206.741	200.605	201.738	208.985	208.437	195.024	203.676	203.777			
230	T	2.2662	4.1877	4.2077	2.1420	2.0706	4.1159	4.2708	2.2540	25.5149			
	S	209.101	204.495	204.981	205.628	211.730	212.038	194.769	204.787	205.292			
231	T	2.2491	4.0997	4.3970	2.2015	2.1114	4.1975	4.3443	2.2839	25.8844			
	S	210.690	208.884	196.156	200.070	207.639	207.916	191.473	202.106	202.361			
232	T	2.2770	4.1492	4.3695	2.1840	2.0998	4.1918	4.2989	2.2424	25.8126			
	S	208.109	206.392	197.391	201.673	208.786	208.199	193.496	205.847	202.924			
233	T	2.2417	4.1164	4.2359	2.1486	2.0710	4.2010	4.2899	2.2535	25.5580			
	S	211.386	208.037	203.617	204.996	211.690	207.743	193.902	204.833	204.946			
234	T	2.2570	4.1612	4.3638	2.1679	2.0940	4.1641	4.3662	2.2579	25.8321			
	S	209.953	205.797	197.649	203.171	209.364	209.584	190.513	204.434	202.771			
235	T	2.2665	4.1912	4.3047	2.1510	2.0809	4.1821	4.3997	2.2706	25.8467			
	S	209.073	204.324	200.362	204.767	210.682	208.682	189.062	203.290	202.656			
236	T	2.2815	4.2027	4.3079	2.2612	2.1541	4.2283	4.2982	2.2464	25.9803			
	S	207.698	203.765	200.214	194.788	203.523	206.401	193.527	205.480	201.614			
237	T	2.2569	4.1965	4.2985	2.1525	2.0841	4.2436	4.3973	2.2716	25.9010			
	S	209.962	204.066	200.651	204.625	210.359	205.657	189.166	203.201	202.232			
238	T	2.2779	4.2096	4.3423	2.1884	2.1069	4.1792	4.3440	2.2625	25.9108			
	S	208.027	203.431	198.627	201.268	208.083	208.826	191.487	204.018	202.155			
239	T	2.2645	4.2159	4.3962	2.1790	2.1016	4.1892	4.3075	2.2432	25.8971			
	S	209.258	203.127	196.192	202.136	208.607	208.328	193.109	205.773	202.262			
240	T	2.2562	4.2178	4.2713	2.1468	2.0815	4.2454	4.3776	2.2638	25.8604			
	S	210.027	203.036	201.929	205.168	210.622	205.570	190.017	203.901	202.549			
241	T	2.2708	4.2263	4.4163	2.2395	2.1433	4.7011	5.5457	3.1704	28.7134			
	S	208.677	202.627	195.299	196.675	204.549	185.643	149.993	145.594	182.424			
242	T	3.1341	6.3464	7.5746	3.5800	3.3151	6.5039	6.3915	3.2642	40.1098			
	S	151.196	134.937	113.867	123.032	132.246	134.185	130.144	141.410	130.592			
243	T	3.2195	6.2990	7.5901	3.5232	3.1377	5.6974	5.3129	2.6801	37.4599			
	S	147.185	135.952	113.635	125.015	139.723	153.180	156.566	172.229	139.830			
244	T	2.6254	5.9732	11.1632	4.7342	4.2007	10.0040	12.0922	4.2839	55.0768			
	S	180.492	143.368	77.263	93.037	104.366	87.238	68.790	107.750	95.104			
245	T	4.5340	9.9837	11.8069	5.3968	6.1540	10.6199	10.8836	6.1284	65.5073			
	S	104.513	85.776	73.051	81.614	71.240	82.178	76.429	75.320	79.961			
246	T	6.0807	10.9200	9.6354	4.2689	4.5825	9.6208	8.9962	3.0198	57.1243			
	S	77.929	78.422	89.514	103.178	95.670	90.713	92.463	152.855	91.695			
247	T	2.7330	4.6667	4.4908	2.2070	2.1122	4.1864	4.3796	2.2776	27.0533			
	S	173.386	183.505	192.059	199.572	207.560	208.467	189.930	202.665	193.618			

Event: Firestone 600
Track: Texas Motor Speedway
Report: Section Data Report
Session: Race

Round 8
1.455 mile(s)
Verizon INDYCAR Series
June 7, 2014



Section Data for Car 10 - Kanaan, Tony

Lap	T/S	SF to T1	T1 to SS1	SS1 to T2	T2 to BS	BS to T3	T3 to SS2	SS2 to T4	T4 to SF	Lap	PI to PO	PO to SF	SF to PI
248	T	2.2697	4.1226	4.4267	2.2265	2.1290	4.2418	4.3985	2.2764	26.0912			
	S	208.778	207.724	194.840	197.824	205.923	205.745	189.114	202.772	200.757			
249	T	2.3354	4.9106	5.3987	3.4774	3.9357							
	S	202.905	174.391	159.761	126.662	111.393							

Event: Firestone 600
Track: Texas Motor Speedway
Report: Section Data Report
Session: Race

Round 8
1.455 mile(s)
Verizon INDYCAR Series
June 7, 2014



Section Data for Car 11 - Bourdais, Sebastien

Lap	T/S	SF to T1	T1 to SS1	SS1 to T2	T2 to BS	BS to T3	T3 to SS2	SS2 to T4	T4 to SF	Lap	PI to PO	PO to SF	SF to PI
1	T	2.6377	4.7996	4.4853	2.2249	2.1141	4.2911	4.1936	2.1788	26.9251		86.2146	
	S	179.650	178.424	192.295	197.966	207.374	203.381	198.354	211.856	194.540		54.117	
2	T	2.1876	4.1260	4.2986	2.1383	2.0261	4.1891	4.1529	2.1689	25.2875			
	S	216.613	207.553	200.647	205.984	216.381	208.333	200.298	212.823	207.138			
3	T	2.1650	4.1247	4.4448	2.1632	2.0550	4.2237	4.2534	2.1978	25.6276			
	S	218.875	207.618	194.047	203.612	213.338	206.626	195.565	210.024	204.389			
4	T	2.1772	4.1264	4.4469	2.2343	2.1248	4.3227	4.4522	2.3313	26.2158			
	S	217.648	207.533	193.955	197.133	206.330	201.894	186.833	197.997	199.803			
5	T	2.3022	4.1457	4.2157	2.1372	2.1046	4.8558	5.6578	3.3466	28.7656			
	S	205.831	206.567	204.592	206.090	208.310	179.729	147.021	137.928	182.092			
6	T	3.6884	7.3783	8.3324	7.0579	7.3319	11.3499	10.7580	5.7744	61.6712			
	S	128.474	116.065	103.512	62.406	59.795	76.893	77.321	79.937	84.934			
7	T	6.0661	9.1218	10.1441	6.4504	6.2391	9.9176	9.7355	5.1061	62.7807			
	S	78.117	93.881	85.025	68.283	70.268	87.998	85.442	90.400	83.433			
8	T	5.3646	9.0202	9.9131	5.4171	4.7148	8.1848			59.0047	28.8442		51.6284
	S	88.332	94.938	87.006	81.308	92.986	106.628			88.773	31.155		90.674
9	T			6.9273	3.0247	2.6213	5.2855	5.0816	2.6650	55.8083		34.3404	
	S			124.507	145.619	167.249	165.117	163.692	173.205	93.857		135.866	
10	T	3.2556	8.8549	9.3159	5.6793	5.3290	7.1927	8.4707	4.2790	52.3771			
	S	145.553	96.711	92.584	77.554	82.269	121.335	98.199	107.874	100.006			
11	T	4.6951	9.2210	8.2748	4.5493	3.1785	5.8385	5.3765	2.6234	43.7571			
	S	100.927	92.871	104.232	96.818	137.930	149.478	154.714	175.951	119.706			
12	T	2.5286	4.4931	4.3622	2.1814	2.0813	4.2021	4.1661	2.1896	26.2044			
	S	187.402	190.595	197.721	201.914	210.642	207.688	199.664	210.811	199.890			
13	T	2.1865	4.1037	4.2242	2.1446	2.0660	4.1061	4.1458	2.2022	25.1791			
	S	216.722	208.681	204.181	205.378	212.202	212.544	200.641	209.604	208.030			
14	T	2.1966	4.0355	4.1390	2.1020	2.0172	4.0620	4.2343	2.2130	24.9996			
	S	215.726	212.208	208.384	209.541	217.335	214.852	196.448	208.582	209.523			
15	T	2.1894	4.1122	4.2387	2.1397	2.0463	4.2190	4.3648	2.2466	25.5567			
	S	216.435	208.250	203.482	205.849	214.245	206.856	190.574	205.462	204.956			
16	T	2.2228	4.1937	4.3091	2.1751	2.0766	4.2583	4.2722	2.2657	25.7735			
	S	213.183	204.202	200.158	202.499	211.119	204.947	194.705	203.730	203.232			
17	T	2.2471	4.1205	4.3488	2.2004	2.0939	4.1697	4.2537	2.2462	25.6803			
	S	210.878	207.830	198.331	200.170	209.374	209.302	195.552	205.499	203.970			
18	T	2.2305	4.1178	4.2550	2.1615	2.0667	4.1495	4.2448	2.2447	25.4705			
	S	212.447	207.966	202.703	203.773	212.130	210.321	195.962	205.636	205.650			
19	T	2.2237	4.1271	4.2987	2.1759	2.0769	4.1445	4.2927	2.2641	25.6036			
	S	213.097	207.498	200.642	202.424	211.088	210.575	193.775	203.874	204.581			

Event: Firestone 600
Track: Texas Motor Speedway
Report: Section Data Report
Session: Race

Round 8
1.455 mile(s)
Verizon INDYCAR Series
June 7, 2014



Section Data for Car 11 - Bourdais, Sebastien

Lap	T/S	SF to T1	T1 to SS1	SS1 to T2	T2 to BS	BS to T3	T3 to SS2	SS2 to T4	T4 to SF	Lap	PI to PO	PO to SF	SF to PI
20	T	2.2462	4.1621	4.3495	2.1994	2.0986	4.1745	4.2610	2.2548	25.7461			
	S	210.962	205.753	198.299	200.261	208.906	209.062	195.217	204.715	203.448			
21	T	2.2425	4.1492	4.3323	2.1866	2.0872	4.1533	4.2374	2.2429	25.6314			
	S	211.310	206.392	199.086	201.434	210.047	210.129	196.304	205.801	204.359			
22	T	2.2277	4.1333	4.3444	2.2019	2.0950	4.2929	4.3750	2.2923	25.9625			
	S	212.714	207.186	198.531	200.034	209.264	203.296	190.130	201.366	201.753			
23	T	2.2653	4.1911	4.3653	2.2051	2.1014	4.2255	4.3237	2.2833	25.9607			
	S	209.184	204.329	197.581	199.744	208.627	206.538	192.386	202.160	201.767			
24	T	2.2739	4.1773	4.3108	2.1775	2.0789	4.1307	4.2460	2.2555	25.6506			
	S	208.392	205.004	200.079	202.275	210.885	211.278	195.906	204.651	204.206			
25	T	2.2445	4.1601	4.4256	2.2375	2.1273	4.2926	4.3408	2.2940	26.1224			
	S	211.122	205.852	194.889	196.851	206.087	203.310	191.628	201.217	200.518			
26	T	2.2783	4.1472	4.2722	2.1677	2.0710	4.1340	4.2487	2.2590	25.5781			
	S	207.990	206.492	201.887	203.190	211.690	211.110	195.782	204.334	204.785			
27	T	2.2410	4.1317	4.3999	2.2291	2.1210	4.1868	4.3586	2.3113	25.9794			
	S	211.452	207.267	196.027	197.593	206.699	208.447	190.845	199.711	201.621			
28	T	2.3028	4.2209	4.3671	2.2255	2.1306	4.1726	4.2937	2.2801	25.9933			
	S	205.777	202.887	197.499	197.913	205.768	209.157	193.730	202.443	201.513			
29	T	2.2732	4.1525	4.3835	2.2236	2.1188	4.1590	4.2577	2.2577	25.8260			
	S	208.457	206.228	196.761	198.082	206.914	209.841	195.368	204.452	202.819			
30	T	2.2505	4.1215	4.4268	2.2465	2.1378	4.1690	4.2547	2.2610	25.8678			
	S	210.559	207.780	194.836	196.063	205.075	209.337	195.506	204.153	202.491			
31	T	2.2533	4.1517	4.3575	2.2065	2.1071	4.1440	4.2686	2.2694	25.7581			
	S	210.298	206.268	197.935	199.617	208.063	210.600	194.869	203.398	203.354			
32	T	2.2677	4.1731	4.3224	2.2021	2.1061	4.1676	4.3656	2.3092	25.9138			
	S	208.962	205.210	199.542	200.016	208.162	209.408	190.539	199.892	202.132			
33	T	2.2950	4.2069	4.3455	2.2055	2.1065	4.1605	4.2699	2.2670	25.8568			
	S	206.477	203.562	198.481	199.707	208.122	209.765	194.810	203.613	202.577			
34	T	2.2549	4.1560	4.3495	2.2039	2.1056	4.1560	4.2910	2.2687	25.7856			
	S	210.148	206.055	198.299	199.852	208.211	209.992	193.852	203.461	203.137			
35	T	2.2500	4.1567	4.4699	2.2556	2.1366	4.2595	4.3602	2.2986	26.1871			
	S	210.606	206.020	192.957	195.272	205.190	204.890	190.775	200.814	200.022			
36	T	2.2860	4.3524	4.5687	2.2858	2.1479	4.4038	4.6291	2.3853	27.0590			
	S	207.289	196.757	188.785	192.692	204.111	198.176	179.693	193.515	193.577			
37	T	2.3419	4.2832	4.4700	2.2297	2.1184	4.3027	4.4059	2.2933	26.4451			
	S	202.342	199.935	192.953	197.540	206.953	202.832	188.796	201.278	198.071			
38	T	2.2670	4.2180	4.4452	2.2215	2.1072	4.4346	4.6253	2.3710	26.6898			
	S	209.027	203.026	194.030	198.269	208.053	196.800	179.841	194.682	196.255			

Event: Firestone 600
Track: Texas Motor Speedway
Report: Section Data Report
Session: Race

Round 8
1.455 mile(s)
Verizon INDYCAR Series
June 7, 2014



Section Data for Car 11 - Bourdais, Sebastien

Lap	T/S	SF to T1	T1 to SS1	SS1 to T2	T2 to BS	BS to T3	T3 to SS2	SS2 to T4	T4 to SF	Lap	PI to PO	PO to SF	SF to PI
39	T	2.3265	4.2963	4.5715	2.2726	2.1416	4.4225	4.5799	2.3712	26.9821			
	S	203.681	199.326	188.669	193.811	204.711	197.338	181.624	194.666	194.129			
40	T	2.3593	4.5095	4.6484	2.3307	2.1838	4.3731	4.4108	2.3073	27.1229			
	S	200.849	189.902	185.548	188.980	200.755	199.567	188.587	200.057	193.121			
41	T	2.2931	4.2440	4.4493	2.2569	2.1499	4.1976	4.3131	2.2821	26.1860			
	S	206.648	201.782	193.851	195.159	203.921	207.911	192.859	202.266	200.031			
42	T	2.2859	4.1999	4.4054	2.2382	2.1349	4.1812	4.2995	2.2854	26.0304			
	S	207.298	203.901	195.782	196.790	205.353	208.727	193.469	201.974	201.226			
43	T	2.2682	4.1850	4.3750	2.2267	2.1230	4.1691	4.3463	2.2964	25.9897			
	S	208.916	204.627	197.143	197.806	206.505	209.332	191.385	201.006	201.541			
44	T	2.2906	4.2010	4.3764	2.2194	2.1185	4.1735	4.3166	2.2839	25.9799			
	S	206.873	203.848	197.080	198.457	206.943	209.112	192.702	202.106	201.617			
45	T	2.2738	4.1874	4.3623	2.2151	2.1158	4.1810	4.4071	2.3256	26.0681			
	S	208.402	204.510	197.717	198.842	207.207	208.736	188.745	198.483	200.935			
46	T	2.3065	4.2191	4.3843	2.2175	2.1197	4.1610	4.3105	2.2841	26.0027			
	S	205.447	202.973	196.725	198.627	206.826	209.740	192.975	202.089	201.441			
47	T	2.2745	4.1790	4.4301	2.2481	2.1408	4.2108	4.3405	2.2960	26.1198			
	S	208.337	204.921	194.691	195.923	204.788	207.259	191.641	201.041	200.538			
48	T	2.2860	4.1921	4.5143	2.2944	2.1651	4.2729	4.3841	2.2945	26.4034			
	S	207.289	204.280	191.060	191.969	202.489	204.247	189.735	201.173	198.384			
49	T	2.2837	4.2733	4.6274	2.2944	2.1655	4.3163	4.4593	2.3283	26.7482			
	S	207.498	200.399	186.390	191.969	202.452	202.193	186.536	198.252	195.826			
50	T	2.3055	4.3492	4.5220	2.2609	2.1423	4.2988	4.4463	2.3406	26.6656			
	S	205.536	196.901	190.734	194.814	204.644	203.016	187.081	197.211	196.433			
51	T	2.3192	4.2986	4.5150	2.2582	2.1413	4.2861	4.4148	2.3138	26.5470			
	S	204.322	199.219	191.030	195.047	204.740	203.618	188.416	199.495	197.310			
52	T	2.2912	4.2745	4.4888	2.2425	2.1309	4.3399	4.5054	2.3451	26.6183			
	S	206.819	200.342	192.145	196.412	205.739	201.094	184.627	196.832	196.782			
53	T	2.3142	4.3590	4.6275	2.3216	2.5542	6.8068			38.9050	26.9474		31.5675
	S	204.763	196.459	186.386	189.720	171.642	128.214			134.636	33.348		148.297
54	T			5.7024	2.6502	2.3939	4.3887	4.2462	2.2479	49.1026		29.4927	
	S			151.252	166.197	183.136	198.858	195.897	205.343	106.675		158.198	
55	T	2.2581	4.1071	4.1072	2.1052	2.0423	4.0033	4.0703	2.1957	24.8892			
	S	209.851	208.508	209.997	209.222	214.664	218.002	204.363	210.225	210.453			
56	T	2.2154	4.0588	4.0702	2.0941	2.0335	3.9675	4.0643	2.1952	24.6990			
	S	213.895	210.989	211.906	210.331	215.593	219.969	204.665	210.273	212.073			
57	T	2.2142	4.0425	4.0498	2.0849	2.0283	3.9668	4.0653	2.1891	24.6409			
	S	214.011	211.840	212.973	211.259	216.146	220.008	204.614	210.859	212.573			

Event: Firestone 600
 Track: Texas Motor Speedway
 Report: Section Data Report
 Session: Race

Round 8
 1.455 mile(s)
 Verizon INDYCAR Series
 June 7, 2014



Section Data for Car 11 - Bourdais, Sebastien

Lap	T/S	SF to T1	T1 to SS1	SS1 to T2	T2 to BS	BS to T3	T3 to SS2	SS2 to T4	T4 to SF	Lap	PI to PO	PO to SF	SF to PI
58	T	2.2084	4.0234	4.0868	2.1008	2.0398	3.9898	4.0965	2.2095	24.7550			
	S	214.573	212.846	211.045	209.660	214.927	218.740	203.056	208.912	211.594			
59	T	2.2288	4.0628	4.0837	2.1044	2.0437	4.0195	4.1110	2.2147	24.8686			
	S	212.609	210.782	211.206	209.302	214.517	217.123	202.340	208.421	210.627			
60	T	2.2367	4.0903	4.1325	2.1215	2.0511	4.0183	4.1300	2.2159	24.9963			
	S	211.858	209.365	208.711	207.615	213.743	217.188	201.409	208.309	209.551			
61	T	2.2285	4.0744	4.1563	2.1292	2.0575	4.0656	4.1447	2.2174	25.0736			
	S	212.638	210.182	207.516	206.864	213.079	214.661	200.694	208.168	208.905			
62	T	2.2267	4.0940	4.1905	2.1333	2.0572	4.0773	4.1974	2.2342	25.2106			
	S	212.810	209.175	205.823	206.466	213.110	214.045	198.175	206.602	207.770			
63	T	2.2370	4.1019	4.2143	2.1501	2.0690	4.0911	4.1888	2.2337	25.2859			
	S	211.830	208.772	204.660	204.853	211.894	213.323	198.581	206.649	207.151			
64	T	2.2355	4.0937	4.1813	2.1324	2.0586	4.0661	4.1918	2.2361	25.1955			
	S	211.972	209.191	206.276	206.553	212.965	214.635	198.439	206.427	207.894			
65	T	2.2364	4.0904	4.2674	2.1600	2.0768	4.0717	4.1932	2.2385	25.3344			
	S	211.887	209.359	202.114	203.914	211.098	214.340	198.373	206.205	206.754			
66	T	2.2411	4.1005	4.1967	2.1435	2.0625	4.0608	4.2190	2.2416	25.2657			
	S	211.442	208.844	205.519	205.484	212.562	214.915	197.160	205.920	207.317			
67	T	2.2495	4.1101	4.2675	2.1605	2.0892	4.0831	4.2120	2.2395	25.4114			
	S	210.653	208.356	202.109	203.867	209.845	213.741	197.488	206.113	206.128			
68	T	2.2413	4.1053	4.2351	2.1579	2.0753	4.0802	4.1762	2.2344	25.3057			
	S	211.424	208.600	203.655	204.113	211.251	213.893	199.181	206.584	206.989			
69	T	2.2404	4.1349	4.3021	2.1667	2.0819	4.0965	4.2127	2.2454	25.4806			
	S	211.508	207.106	200.483	203.284	210.581	213.042	197.455	205.572	205.568			
70	T	2.2429	4.1328	4.2714	2.1660	2.0800	4.0823	4.2032	2.2391	25.4177			
	S	211.273	207.211	201.924	203.349	210.774	213.783	197.901	206.150	206.077			
71	T	2.2414	4.1226	4.2605	2.1586	2.0731	4.0922	4.2155	2.2459	25.4098			
	S	211.414	207.724	202.441	204.046	211.475	213.266	197.324	205.526	206.141			
72	T	2.2307	4.2237	4.4536	2.2169	2.1180	4.1677	4.2587	2.2612	25.9305			
	S	212.428	202.752	193.664	198.680	206.992	209.403	195.322	204.135	202.002			
73	T	2.2544	4.1466	4.3047	2.1849	2.0923	4.1075	4.2047	2.2408	25.5359			
	S	210.195	206.522	200.362	201.590	209.535	212.472	197.831	205.994	205.123			
74	T	2.2373	4.1356	4.3587	2.2057	2.1077	4.1950	4.3316	2.2833	25.8549			
	S	211.802	207.071	197.880	199.689	208.004	208.040	192.035	202.160	202.592			
75	T	2.2680	4.1632	4.3507	2.1995	2.1029	4.1350	4.2975	2.2753	25.7921			
	S	208.935	205.698	198.244	200.252	208.478	211.059	193.559	202.870	203.085			
76	T	2.2617	4.1863	4.3627	2.2067	2.1087	4.1384	4.2686	2.2590	25.7921			
	S	209.517	204.563	197.699	199.599	207.905	210.885	194.869	204.334	203.085			

Event: Firestone 600
Track: Texas Motor Speedway
Report: Section Data Report
Session: Race

Round 8
1.455 mile(s)
Verizon INDYCAR Series
June 7, 2014



Section Data for Car 11 - Bourdais, Sebastien

Lap	T/S	SF to T1	T1 to SS1	SS1 to T2	T2 to BS	BS to T3	T3 to SS2	SS2 to T4	T4 to SF	Lap	PI to PO	PO to SF	SF to PI
77	T	2.2502	4.1672	4.3962	2.2162	2.1153	4.1515	4.2797	2.2616	25.8379			
	S	210.587	205.501	196.192	198.743	207.256	210.220	194.364	204.099	202.725			
78	T	2.2558	4.1653	4.3864	2.2045	2.1080	4.1484	4.2530	2.2612	25.7826			
	S	210.065	205.595	196.630	199.798	207.974	210.377	195.584	204.135	203.160			
79	T	2.2486	4.1871	4.3696	2.1892	2.0946	4.1557	4.2733	2.2688	25.7869			
	S	210.737	204.524	197.386	201.194	209.304	210.007	194.655	203.452	203.126			
80	T	2.2517	4.2994	4.4461	2.2161	2.0972	4.3011	4.3380	2.2788	26.2284			
	S	210.447	199.182	193.990	198.752	209.045	202.908	191.752	202.559	199.707			
81	T	2.2695	4.1974	4.3835	2.2190	2.1227	4.1617	4.2786	2.2682	25.9006			
	S	208.796	204.022	196.761	198.492	206.534	209.705	194.414	203.505	202.235			
82	T	2.2644	4.1841	4.3700	2.2206	2.1229	4.2077	4.3012	2.2694	25.9403			
	S	209.267	204.671	197.368	198.349	206.514	207.412	193.392	203.398	201.925			
83	T	2.2639	4.2683	4.5024	2.2496	2.1355	4.1660	4.3070	2.2736	26.1663			
	S	209.313	200.633	191.564	195.792	205.296	209.488	193.132	203.022	200.181			
84	T	2.2579	4.1913	4.3898	2.2098	2.1103	4.1587	4.4061	2.2926	26.0165			
	S	209.869	204.319	196.478	199.319	207.747	209.856	188.788	201.339	201.334			
85	T	2.2788	4.2085	4.4110	2.2139	2.1144	4.1609	4.3010	2.2772	25.9657			
	S	207.944	203.484	195.534	198.950	207.344	209.745	193.401	202.701	201.728			
86	T	2.2669	4.1677	4.3907	2.2194	2.1201	4.2086	4.3561	2.2970	26.0265			
	S	209.036	205.476	196.438	198.457	206.787	207.368	190.955	200.954	201.256			
87	T	2.2812	4.2682	4.4962	2.2377	2.1242	4.3093	4.4531	2.3060	26.4759			
	S	207.726	200.638	191.829	196.834	206.388	202.522	186.795	200.170	197.840			
88	T	2.2748	4.2720	4.4846	2.2280	2.1215	4.2547	4.5511	2.3460	26.5327			
	S	208.310	200.460	192.325	197.691	206.651	205.121	182.773	196.757	197.417			
89	T	2.2925	4.2793	4.5189	2.2578	2.1372	4.3683	4.4358	2.3050	26.5948			
	S	206.702	200.118	190.865	195.081	205.132	199.786	187.524	200.256	196.956			
90	T	2.2815	4.3076	4.5181	2.2534	2.1344	4.3360	4.4517	2.3108	26.5935			
	S	207.698	198.803	190.899	195.462	205.402	201.275	186.854	199.754	196.965			
91	T	2.2835	4.4128	4.6113	2.3087	2.4464	6.3974			37.8397	29.0606		30.4921
	S	207.516	194.064	187.041	190.780	179.206	136.419			138.426	30.923		153.527
92	T			5.7713	2.7065	2.4272	4.4432	4.2958	2.2603	51.5371		29.8241	
	S			149.446	162.740	180.623	196.419	193.635	204.217	101.636		156.440	
93	T	2.2644	4.1026	4.1126	2.1068	2.0430	4.0042	4.0809	2.1978	24.9123			
	S	209.267	208.737	209.721	209.063	214.591	217.953	203.832	210.024	210.258			
94	T	2.2075	4.0474	4.0806	2.1051	2.0479	3.9987	4.1026	2.2151	24.8049			
	S	214.661	211.584	211.366	209.232	214.077	218.253	202.754	208.384	211.168			
95	T	2.2350	4.0763	4.0797	2.1050	2.0450	4.0056	4.0932	2.2098	24.8496			
	S	212.020	210.084	211.413	209.242	214.381	217.877	203.220	208.884	210.788			

Event: Firestone 600
Track: Texas Motor Speedway
Report: Section Data Report
Session: Race

Round 8
1.455 mile(s)
Verizon INDYCAR Series
June 7, 2014



Section Data for Car 11 - Bourdais, Sebastien

Lap	T/S	SF to T1	T1 to SS1	SS1 to T2	T2 to BS	BS to T3	T3 to SS2	SS2 to T4	T4 to SF	Lap	PI to PO	PO to SF	SF to PI
96	T	2.2262	4.0789	4.0812	2.1035	2.0432	3.9874	4.0921	2.2037	24.8162			
	S	212.858	209.950	211.335	209.391	214.570	218.871	203.274	209.462	211.072			
97	T	2.2229	4.0703	4.0782	2.1013	2.0409	3.9871	4.0914	2.1965	24.7886			
	S	213.174	210.393	211.490	209.611	214.812	218.888	203.309	210.148	211.307			
98	T	2.2000	4.0198	4.1098	2.1028	2.0331	4.0855	4.2467	2.2315	25.0292			
	S	215.393	213.036	209.864	209.461	215.636	213.616	195.874	206.852	209.276			
99	T	2.2359	4.1141	4.1615	2.1197	2.0451	4.0840	4.1728	2.2214	25.1545			
	S	211.934	208.153	207.257	207.791	214.370	213.694	199.343	207.793	208.233			
100	T	2.2223	4.1219	4.2753	2.1723	2.0924	4.0477	4.1221	2.2175	25.2715			
	S	213.231	207.759	201.740	202.760	209.525	215.611	201.795	208.158	207.269			
101	T	2.2279	4.0599	4.1213	2.1152	2.0460	4.0220	4.1174	2.2071	24.9168			
	S	212.695	210.932	209.279	208.233	214.276	216.988	202.025	209.139	210.220			
102	T	2.2200	4.0688	4.1184	2.1289	2.0635	4.0408	4.1604	2.2336	25.0344			
	S	213.452	210.471	209.426	206.893	212.459	215.979	199.937	206.658	209.232			
103	T	2.2399	4.1033	4.1358	2.1374	2.0624	4.1071	4.2382	2.2463	25.2704			
	S	211.556	208.701	208.545	206.070	212.572	212.492	196.267	205.489	207.278			
104	T	2.2437	4.1664	4.3663	2.1810	2.0946	4.0657	4.1468	2.2100	25.4745			
	S	211.197	205.540	197.536	201.951	209.304	214.656	200.593	208.865	205.617			
105	T	2.2150	4.0772	4.1649	2.1462	2.0754	4.1851	4.3708	2.2835	25.5181			
	S	213.934	210.037	207.088	205.225	211.241	208.532	190.313	202.142	205.266			
106	T	2.2689	4.1474	4.2448	2.1520	2.0693	4.0595	4.1746	2.2271	25.3436			
	S	208.852	206.482	203.190	204.672	211.863	214.984	199.257	207.261	206.679			
107	T	2.2265	4.0856	4.2089	2.1415	2.0716	4.0327	4.1505	2.2209	25.1382			
	S	212.829	209.605	204.923	205.676	211.628	216.413	200.414	207.840	208.368			
108	T	2.2300	4.0725	4.1695	2.1361	2.0599	4.0376	4.1559	2.2281	25.0896			
	S	212.495	210.280	206.859	206.196	212.830	216.150	200.154	207.168	208.772			
109	T	2.2346	4.0763	4.2032	2.1547	2.0756	4.0527	4.1627	2.2317	25.1915			
	S	212.057	210.084	205.201	204.416	211.220	215.345	199.827	206.834	207.927			
110	T	2.2418	4.0963	4.1923	2.1426	2.0661	4.0426	4.1672	2.2319	25.1808			
	S	211.376	209.058	205.734	205.570	212.192	215.883	199.611	206.815	208.016			
111	T	2.2473	4.1184	4.2144	2.1598	2.0823	4.0464	4.1635	2.2291	25.2612			
	S	210.859	207.936	204.655	203.933	210.541	215.680	199.788	207.075	207.354			
112	T	2.2416	4.1002	4.2492	2.1602	2.0780	4.0470	4.1646	2.2322	25.2730			
	S	211.395	208.859	202.979	203.895	210.976	215.648	199.735	206.787	207.257			
113	T	2.2361	4.1028	4.2184	2.1604	2.0809	4.0606	4.2067	2.2462	25.3121			
	S	211.915	208.727	204.461	203.876	210.682	214.926	197.737	205.499	206.937			
114	T	2.2478	4.1344	4.2962	2.1989	2.1079	4.0767	4.1921	2.2423	25.4963			
	S	210.812	207.131	200.759	200.307	207.984	214.077	198.425	205.856	205.442			

Event: Firestone 600
 Track: Texas Motor Speedway
 Report: Section Data Report
 Session: Race

Round 8
 1.455 mile(s)
 Verizon INDYCAR Series
 June 7, 2014



Section Data for Car 11 - Bourdais, Sebastien

Lap	T/S	SF to T1	T1 to SS1	SS1 to T2	T2 to BS	BS to T3	T3 to SS2	SS2 to T4	T4 to SF	Lap	PI to PO	PO to SF	SF to PI
115	T	2.2429	4.1222	4.2515	2.1671	2.0819	4.0848	4.2383	2.2539	25.4426			
	S	211.273	207.744	202.870	203.246	210.581	213.652	196.262	204.797	205.875			
116	T	2.2558	4.1683	4.3362	2.2067	2.1044	4.1708	4.4026	2.3126	25.9574			
	S	210.065	205.447	198.907	199.599	208.330	209.247	188.938	199.598	201.792			
117	T	2.2885	4.2164	4.4005	2.2248	2.1266	4.1684	4.2840	2.2693	25.9785			
	S	207.063	203.103	196.000	197.975	206.155	209.367	194.169	203.407	201.628			
118	T	2.2629	4.1545	4.3037	2.1982	2.1067	4.1121	4.2449	2.2586	25.6416			
	S	209.405	206.129	200.409	200.371	208.102	212.234	195.957	204.370	204.277			
119	T	2.2533	4.1703	4.4016	2.2443	2.1415	4.8704						311.7227
	S	210.298	205.348	195.951	196.255	204.721	179.190						15.018

Event: Firestone 600
Track: Texas Motor Speedway
Report: Section Data Report
Session: Race

Round 8
1.455 mile(s)
Verizon INDYCAR Series
June 7, 2014



Section Data for Car 12 - Power, Will

Lap	T/S	SF to T1	T1 to SS1	SS1 to T2	T2 to BS	BS to T3	T3 to SS2	SS2 to T4	T4 to SF	Lap	PI to PO	PO to SF	SF to PI
1	T	2.7801	4.7640	4.4085	2.2144	2.1263	4.0550	4.0748	2.1927	26.6158		81.9519	
	S	170.448	179.757	195.645	198.905	206.184	215.223	204.137	210.513	196.800		56.932	
2	T	2.2177	4.0638	4.0313	2.0863	2.0352	3.9702	4.0420	2.1882	24.6347			
	S	213.673	210.730	213.951	211.118	215.413	219.819	205.794	210.945	212.627			
3	T	2.2167	4.0622	4.0340	2.0870	2.0350	3.9739	4.0464	2.1870	24.6422			
	S	213.770	210.813	213.808	211.047	215.434	219.615	205.570	211.061	212.562			
4	T	2.2029	4.0360	4.0309	2.0861	2.0349	3.9791	4.0538	2.1902	24.6139			
	S	215.109	212.181	213.972	211.138	215.445	219.328	205.195	210.753	212.807			
5	T	2.2142	4.0547	4.0484	2.0861	2.0303	3.9790	4.2392	2.6607	25.3126			
	S	214.011	211.203	213.047	211.138	215.933	219.333	196.221	173.485	206.933			
6	T	3.0077	6.8978	10.0402	6.0447	5.8484	10.6220	10.4555	5.5761	58.4924			
	S	157.550	124.150	85.905	72.866	74.962	82.162	79.558	82.780	89.550			
7	T	5.9482	10.6874	10.6434	5.1013	5.2883	10.2266	10.2619	5.4964	63.6535			
	S	79.665	80.128	81.036	86.342	82.902	85.339	81.059	83.981	82.289			
8	T	5.7361	9.8212	9.2308	4.5341	4.7872	8.7612	9.0984	4.8121	56.7811			
	S	82.611	87.195	93.437	97.143	91.579	99.613	91.425	95.923	92.249			
9	T	4.9745	9.2051	9.0067	4.6051	4.6204	9.1399	9.0257	5.1120	55.6894			
	S	95.259	93.031	95.762	95.645	94.886	95.485	92.161	90.296	94.057			
10	T	5.2731	9.1915	8.8352	4.5898	4.4947	7.8988	9.2763	4.8661	54.4255			
	S	89.864	93.169	97.621	95.964	97.539	110.489	89.671	94.858	96.242			
11	T	4.8319	9.7503	9.0424	4.4426	4.3684	8.5699	7.4407	2.9411	51.3873			
	S	98.070	87.829	95.384	99.143	100.359	101.836	111.793	156.945	101.932			
12	T	2.7184	4.7088	4.3819	2.2028	2.1288	4.0864	4.1262	2.2156	26.5689			
	S	174.317	181.865	196.832	199.952	205.942	213.569	201.594	208.337	197.148			
13	T	2.2387	4.1074	4.0947	2.1276	2.0717	4.0159	4.1138	2.2252	24.9950			
	S	211.669	208.493	210.638	207.019	211.618	217.318	202.202	207.438	209.562			
14	T	2.2520	4.1035	4.0907	2.1099	2.0499	3.9764	4.0588	2.1918	24.8330			
	S	210.419	208.691	210.844	208.756	213.869	219.477	204.942	210.599	210.929			
15	T	2.2167	4.0696	4.0486	2.0947	2.0390	3.9881	4.0652	2.1999	24.7218			
	S	213.770	210.429	213.037	210.271	215.012	218.833	204.619	209.824	211.878			
16	T	2.2212	4.0857	4.0571	2.1005	2.0454	3.9940	4.0758	2.2087	24.7884			
	S	213.337	209.600	212.590	209.690	214.339	218.510	204.087	208.988	211.309			
17	T	2.2287	4.0847	4.0667	2.1013	2.0456	4.0097	4.0839	2.2127	24.8333			
	S	212.619	209.652	212.088	209.611	214.318	217.654	203.682	208.610	210.926			
18	T	2.2277	4.0881	4.0662	2.1047	2.0483	4.0210	4.1017	2.2211	24.8788			
	S	212.714	209.477	212.115	209.272	214.036	217.042	202.798	207.821	210.541			
19	T	2.2379	4.0979	4.0782	2.1126	2.0543	4.0384	4.1054	2.2213	24.9460			
	S	211.745	208.976	211.490	208.489	213.410	216.107	202.616	207.802	209.974			

Event: Firestone 600
 Track: Texas Motor Speedway
 Report: Section Data Report
 Session: Race

Round 8
 1.455 mile(s)
 Verizon INDYCAR Series
 June 7, 2014



Section Data for Car 12 - Power, Will

Lap	T/S	SF to T1	T1 to SS1	SS1 to T2	T2 to BS	BS to T3	T3 to SS2	SS2 to T4	T4 to SF	Lap	PI to PO	PO to SF	SF to PI
20	T	2.2406	4.1166	4.0921	2.1166	2.0576	4.0323	4.1087	2.2192	24.9837			
	S	211.490	208.027	210.772	208.095	213.068	216.434	202.453	207.999	209.657			
21	T	2.2421	4.1193	4.1185	2.1208	2.0629	4.0418	4.1236	2.2265	25.0555			
	S	211.348	207.891	209.421	207.683	212.521	215.925	201.721	207.317	209.056			
22	T	2.2502	4.1321	4.1159	2.1211	2.0612	4.0408	4.1210	2.2265	25.0688			
	S	210.587	207.247	209.553	207.654	212.696	215.979	201.849	207.317	208.945			
23	T	2.2449	4.1242	4.1134	2.1220	2.0618	4.0539	4.1261	2.2310	25.0773			
	S	211.085	207.644	209.681	207.566	212.634	215.281	201.599	206.899	208.874			
24	T	2.2500	4.1341	4.1391	2.1337	2.0717	4.0698	4.1298	2.2311	25.1593			
	S	210.606	207.146	208.379	206.428	211.618	214.440	201.419	206.889	208.193			
25	T	2.2559	4.1458	4.1176	2.1246	2.0652	4.0508	4.1295	2.2333	25.1227			
	S	210.055	206.562	209.467	207.312	212.284	215.446	201.433	206.686	208.497			
26	T	2.2532	4.1488	4.1105	2.1202	2.0592	4.0579	4.1266	2.2317	25.1081			
	S	210.307	206.412	209.828	207.742	212.903	215.069	201.575	206.834	208.618			
27	T	2.2550	4.1417	4.1156	2.1213	2.0589	4.0445	4.1240	2.2318	25.0928			
	S	210.139	206.766	209.568	207.634	212.934	215.781	201.702	206.824	208.745			
28	T	2.2487	4.1256	4.1187	2.1236	2.0607	4.0527	4.1354	2.2338	25.0992			
	S	210.728	207.573	209.411	207.409	212.748	215.345	201.146	206.639	208.692			
29	T	2.2510	4.1302	4.1608	2.1430	2.0757	4.0679	4.1507	2.2365	25.2158			
	S	210.512	207.342	207.292	205.532	211.210	214.540	200.404	206.390	207.727			
30	T	2.2567	4.1431	4.2467	2.1798	2.1018	4.1005	4.1589	2.2363	25.4238			
	S	209.981	206.696	203.099	202.062	208.587	212.834	200.009	206.408	206.027			
31	T	2.2518	4.1565	4.2657	2.1902	2.1123	4.1102	4.1553	2.2407	25.4827			
	S	210.438	206.030	202.194	201.102	207.551	212.332	200.182	206.003	205.551			
32	T	2.2532	4.2092	4.2313	2.1632	2.0912	4.0798	4.1565	2.2383	25.4227			
	S	210.307	203.450	203.838	203.612	209.645	213.914	200.125	206.224	206.036			
33	T	2.2571	4.1708	4.2385	2.1781	2.0999	4.0908	4.1609	2.2382	25.4343			
	S	209.944	205.324	203.492	202.220	208.776	213.339	199.913	206.233	205.942			
34	T	2.2568	4.1553	4.3097	2.2046	2.1220	4.1251	4.1697	2.2380	25.5812			
	S	209.971	206.089	200.130	199.789	206.602	211.565	199.491	206.252	204.760			
35	T	2.2525	4.1635	4.3027	2.2052	2.1200	4.1281	4.1728	2.2379	25.5827			
	S	210.372	205.684	200.456	199.735	206.797	211.411	199.343	206.261	204.748			
36	T	2.2534	4.1754	4.2724	2.1856	2.1020	4.0916	4.1515	2.2325	25.4644			
	S	210.288	205.097	201.877	201.526	208.568	213.297	200.366	206.760	205.699			
37	T	2.2476	4.1427	4.2442	2.1797	2.0958	4.0881	4.2106	2.2416	25.4503			
	S	210.831	206.716	203.219	202.071	209.185	213.480	197.553	205.920	205.813			
38	T	2.2491	4.1254	4.3139	2.2125	2.1190	4.1140	4.1680	2.2258	25.5277			
	S	210.690	207.583	199.935	199.076	206.894	212.136	199.573	207.382	205.189			

Event: Firestone 600
Track: Texas Motor Speedway
Report: Section Data Report
Session: Race

Round 8
1.455 mile(s)
Verizon INDYCAR Series
June 7, 2014



Section Data for Car 12 - Power, Will

Lap	T/S	SF to T1	T1 to SS1	SS1 to T2	T2 to BS	BS to T3	T3 to SS2	SS2 to T4	T4 to SF	Lap	PI to PO	PO to SF	SF to PI
39	T	2.2329	4.1496	4.3326	2.2126	2.1103	4.1677	4.2875	2.2663	25.7595			
	S	212.219	206.373	199.072	199.067	207.747	209.403	194.010	203.676	203.342			
40	T	2.2562	4.3166	4.4231	2.2593	2.1617	4.1324	4.1841	2.2264	25.9598			
	S	210.027	198.388	194.999	194.952	202.808	211.191	198.805	207.326	201.774			
41	T	2.2189	4.1813	4.4066	2.2275	2.1221	4.1880	4.3468	2.2931	25.9843			
	S	213.558	204.808	195.729	197.735	206.592	208.388	191.363	201.296	201.583			
42	T	2.2587	4.4035	4.5923	2.3161	2.1847	4.4706	4.5582	2.3461	27.1302			
	S	209.795	194.473	187.814	190.171	200.672	195.215	182.488	196.748	193.069			
43	T	2.3066	4.3033	4.5374	2.2608	2.1389	4.2097	4.2819	2.2457	26.2843			
	S	205.438	199.002	190.087	194.822	204.969	207.313	194.264	205.544	199.282			
44	T	2.2382	4.2643	4.5197	2.2470	2.1346	4.2506	4.3452	2.2617	26.2613			
	S	211.716	200.822	190.831	196.019	205.382	205.319	191.434	204.090	199.457			
45	T	2.2594	4.1945	4.4442	2.2472	2.1307	4.2020	4.3355	2.2765	26.0900			
	S	209.730	204.163	194.073	196.001	205.758	207.693	191.862	202.763	200.767			
46	T	2.2825	4.3710	4.7636	2.3517	2.2158	4.2179	4.2516	2.2540	26.7081			
	S	207.607	195.919	181.061	187.292	197.856	206.910	195.648	204.787	196.120			
47	T	2.2383	4.2091	4.4239	2.2474	2.1419	4.1492	4.2477	2.2544	25.9119			
	S	211.707	203.455	194.964	195.984	204.682	210.336	195.828	204.751	202.147			
48	T	2.2568	4.1770	4.3713	2.2255	2.1287	4.1477	4.2144	2.2483	25.7697			
	S	209.971	205.019	197.310	197.913	205.952	210.412	197.375	205.307	203.262			
49	T	2.2555	4.1707	4.3089	2.1926	2.1064	4.0882	4.2856	2.2715	25.6794			
	S	210.093	205.329	200.167	200.882	208.132	213.475	194.096	203.210	203.977			
50	T	2.2746	4.1984	4.3281	2.2017	2.1114	4.1054	4.2225	2.2499	25.6920			
	S	208.328	203.974	199.279	200.052	207.639	212.580	196.997	205.161	203.877			
51	T	2.2523	4.1649	4.3188	2.1982	2.1060	4.1040	4.2868	2.2619	25.6929			
	S	210.391	205.614	199.708	200.371	208.171	212.653	194.042	204.072	203.870			
52	T	2.2572	4.2061	4.4350	2.2482	2.1397	4.1833	4.2914	2.2659	26.0268			
	S	209.934	203.600	194.476	195.914	204.893	208.622	193.834	203.712	201.254			
53	T	2.2582	4.1939	4.3986	2.2313	2.1259	4.2325	4.5499	2.3625	26.3528			
	S	209.841	204.193	196.085	197.398	206.223	206.197	182.821	195.382	198.764			
54	T	2.3244	4.3293	4.6726	2.3191	2.1933	4.2334	4.3022	2.2682	26.6425			
	S	203.865	197.806	184.587	189.925	199.886	206.153	193.347	203.505	196.603			
55	T	2.2672	4.1804	4.3667	2.2221	2.1199	4.2091	4.3883	2.2960	26.0497			
	S	209.008	204.852	197.518	198.215	206.806	207.343	189.554	201.041	201.077			
56	T	2.2799	4.2124	4.5219	2.2861	2.3017	6.0304			36.9598	26.4309		29.5769
	S	207.844	203.296	190.738	192.666	190.472	144.721			141.722	33.999		158.278
57	T			6.2251	2.7242	2.4628	4.4847	4.2808	2.2480	50.1273		31.0793	
	S			138.552	161.682	178.012	194.601	194.314	205.334	104.494		150.122	

Event: Firestone 600
Track: Texas Motor Speedway
Report: Section Data Report
Session: Race

Round 8
1.455 mile(s)
Verizon INDYCAR Series
June 7, 2014



Section Data for Car 12 - Power, Will

Lap	T/S	SF to T1	T1 to SS1	SS1 to T2	T2 to BS	BS to T3	T3 to SS2	SS2 to T4	T4 to SF	Lap	PI to PO	PO to SF	SF to PI
58	T	2.2413	4.0671	4.1066	2.1027	2.0411	3.9775	4.0412	2.1780	24.7555			
	S	211.424	210.559	210.028	209.471	214.791	219.416	205.834	211.933	211.589			
59	T	2.1886	4.0846	4.2274	2.1353	2.0672	4.0193	4.0817	2.1897	24.9938			
	S	216.515	209.657	204.026	206.273	212.079	217.134	203.792	210.801	209.572			
60	T	2.1995	4.0419	4.1217	2.1132	2.0476	4.0314	4.1105	2.1897	24.8555			
	S	215.442	211.872	209.258	208.430	214.109	216.482	202.364	210.801	210.738			
61	T	2.2046	4.0332	4.1111	2.1191	2.0494	4.0163	4.0587	2.1870	24.7794			
	S	214.943	212.329	209.798	207.850	213.921	217.296	204.947	211.061	211.385			
62	T	2.2017	4.0245	4.1597	2.1307	2.0559	4.0210	4.0757	2.1877	24.8569			
	S	215.226	212.788	207.347	206.718	213.244	217.042	204.092	210.994	210.726			
63	T	2.1978	4.0918	4.2472	2.1433	2.0708	4.0477	4.1273	2.2050	25.1309			
	S	215.608	209.288	203.075	205.503	211.710	215.611	201.541	209.338	208.429			
64	T	2.2198	4.0534	4.1388	2.1286	2.0568	4.0009	4.0881	2.1968	24.8832			
	S	213.471	211.270	208.394	206.922	213.151	218.133	203.473	210.120	210.503			
65	T	2.2095	4.0436	4.1524	2.1236	2.0528	4.0447	4.1704	2.2220	25.0190			
	S	214.466	211.782	207.711	207.409	213.566	215.771	199.458	207.737	209.361			
66	T	2.2276	4.0589	4.1318	2.1190	2.0465	4.0088	4.1289	2.2138	24.9353			
	S	212.724	210.984	208.747	207.860	214.224	217.703	201.462	208.506	210.064			
67	T	2.2221	4.0556	4.1558	2.1434	2.0658	4.0472	4.1856	2.2187	25.0942			
	S	213.250	211.156	207.541	205.493	212.222	215.637	198.733	208.046	208.733			
68	T	2.2257	4.0730	4.1974	2.1482	2.0697	4.0709	4.2124	2.2448	25.2421			
	S	212.905	210.254	205.484	205.034	211.823	214.382	197.469	205.627	207.510			
69	T	2.2471	4.0858	4.2941	2.2140	2.1148	4.0744	4.1520	2.2145	25.3967			
	S	210.878	209.595	200.857	198.941	207.305	214.198	200.342	208.440	206.247			
70	T	2.2213	4.1070	4.1709	2.1288	2.0556	4.1515	4.3119	2.2649	25.4119			
	S	213.327	208.513	206.790	206.903	213.275	210.220	192.912	203.802	206.124			
71	T	2.2565	4.1703	4.4636	2.2378	2.1264	4.1209	4.3187	2.2575	25.9517			
	S	209.999	205.348	193.230	196.825	206.174	211.781	192.608	204.470	201.836			
72	T	2.2455	4.1659	4.3770	2.2238	2.1197	4.1014	4.1325	2.2145	25.5803			
	S	211.028	205.565	197.053	198.064	206.826	212.788	201.287	208.440	204.767			
73	T	2.2206	4.1165	4.2979	2.1777	2.0897	4.1947	4.2638	2.2601	25.6210			
	S	213.394	208.032	200.679	202.257	209.795	208.055	195.088	204.235	204.442			
74	T	2.2544	4.1188	4.2449	2.1622	2.0768	4.1734	4.2438	2.2388	25.5131			
	S	210.195	207.916	203.185	203.707	211.098	209.117	196.008	206.178	205.306			
75	T	2.2382	4.1116	4.2638	2.1666	2.0805	4.1045	4.1976	2.2180	25.3808			
	S	211.716	208.280	202.284	203.293	210.723	212.627	198.165	208.111	206.376			
76	T	2.2208	4.1484	4.3567	2.2011	2.1017	4.1941	4.3886	2.2768	25.8882			
	S	213.375	206.432	197.971	200.107	208.597	208.085	189.541	202.737	202.332			

Event: Firestone 600
Track: Texas Motor Speedway
Report: Section Data Report
Session: Race

Round 8
1.455 mile(s)
Verizon INDYCAR Series
June 7, 2014



Section Data for Car 12 - Power, Will

Lap	T/S	SF to T1	T1 to SS1	SS1 to T2	T2 to BS	BS to T3	T3 to SS2	SS2 to T4	T4 to SF	Lap	PI to PO	PO to SF	SF to PI
77	T	2.2566	4.1514	4.3435	2.2004	2.1010	4.1605	4.2625	2.2441	25.7200			
	S	209.990	206.283	198.573	200.170	208.667	209.765	195.148	205.691	203.655			
78	T	2.2348	4.1468	4.3961	2.2105	2.1110	4.2087	4.2619	2.2132	25.7830			
	S	212.038	206.512	196.197	199.256	207.678	207.363	195.175	208.563	203.157			
79	T	2.2170	4.1493	4.4841	2.2499	2.1382	4.2401	4.3333	2.2484	26.0603			
	S	213.741	206.387	192.346	195.766	205.037	205.827	191.960	205.298	200.995			
80	T	2.2450	4.1360	4.4279	2.2277	2.1216	4.2144	4.2981	2.2312	25.9019			
	S	211.075	207.051	194.788	197.717	206.641	207.082	193.532	206.880	202.225			
81	T	2.2297	4.1135	4.4773	2.2542	2.1417	4.2342	4.4285	2.2938	26.1729			
	S	212.523	208.184	192.638	195.393	204.701	206.114	187.833	201.234	200.131			
82	T	2.2640	4.1828	4.4189	2.2320	2.1237	4.3691	4.3670	2.2826	26.2401			
	S	209.304	204.735	195.184	197.336	206.436	199.750	190.478	202.222	199.618			
83	T	2.2600	4.3286	4.5449	2.3569	2.2198	4.1828	4.1910	2.2219	26.3059			
	S	209.674	197.838	189.773	186.879	197.499	208.647	198.477	207.746	199.119			
84	T	2.2215	4.1106	4.3837	2.2063	2.1068	4.1627	4.2774	2.2561	25.7251			
	S	213.308	208.331	196.752	199.635	208.092	209.654	194.468	204.597	203.614			
85	T	2.2428	4.2101	4.2543	2.1567	2.0726	4.1492	4.3304	2.2548	25.6709			
	S	211.282	203.407	202.736	204.226	211.526	210.336	192.088	204.715	204.044			
86	T	2.2410	4.1528	4.3388	2.1860	2.0929	4.2424	4.4099	2.2977	25.9615			
	S	211.452	206.214	198.788	201.489	209.474	205.715	188.625	200.893	201.760			
87	T	2.2709	4.1560	4.3119	2.1752	2.0835	4.2551	4.3994	2.2900	25.9420			
	S	208.668	206.055	200.028	202.489	210.420	205.101	189.075	201.568	201.912			
88	T	2.2659	4.1538	4.4176	2.2192	2.1181	4.1724	4.4189	2.3178	26.0837			
	S	209.128	206.164	195.242	198.474	206.982	209.167	188.241	199.150	200.815			
89	T	2.2819	4.2439	4.4571	2.1979	2.0996	4.2470	4.3715	2.2616	26.1605			
	S	207.662	201.787	193.511	200.398	208.806	205.493	190.282	204.099	200.226			
90	T	2.2328	4.2852	4.5589	2.2567	2.1369	4.2616	4.3535	2.2987	26.3843			
	S	212.228	199.842	189.190	195.176	205.161	204.789	191.069	200.805	198.527			
91	T	2.2876	4.2121	4.4561	2.2316	2.1130	4.2290	4.3114	2.2493	26.0901			
	S	207.144	203.310	193.555	197.372	207.482	206.367	192.935	205.215	200.766			
92	T	2.2470	4.1852	4.3297	2.1644	2.0808	4.1306	4.3010	2.2613	25.7000			
	S	210.887	204.617	199.205	203.500	210.693	211.283	193.401	204.126	203.813			
93	T	2.2565	4.1273	4.2721	2.1882	2.0983	4.2532	4.3330	2.2554	25.7840			
	S	209.999	207.488	201.891	201.286	208.935	205.193	191.973	204.660	203.149			
94	T	2.2573	4.1534	4.2305	2.1562	2.0760	4.1376	4.2103	2.2323	25.4536			
	S	209.925	206.184	203.877	204.274	211.180	210.926	197.567	206.778	205.786			
95	T	2.2358	4.1215	4.4256	2.2439	2.1309	4.2782	4.5023	2.3275	26.2657			
	S	211.944	207.780	194.889	196.290	205.739	203.994	184.754	198.320	199.424			

Event: Firestone 600
Track: Texas Motor Speedway
Report: Section Data Report
Session: Race

Round 8
1.455 mile(s)
Verizon INDYCAR Series
June 7, 2014



Section Data for Car 12 - Power, Will

Lap	T/S	SF to T1	T1 to SS1	SS1 to T2	T2 to BS	BS to T3	T3 to SS2	SS2 to T4	T4 to SF	Lap	PI to PO	PO to SF	SF to PI
96	T	2.3014	4.1652	4.3237	2.1867	2.0957	4.1129	4.2968	2.2622	25.7446			
	S	205.902	205.600	199.482	201.424	209.195	212.193	193.590	204.045	203.460			
97	T	2.2484	4.1479	4.3608	2.2189	2.1192	4.2122	4.5011	2.3389	26.1474			
	S	210.756	206.457	197.785	198.501	206.875	207.190	184.803	197.354	200.326			
98	T	2.3151	4.2180	4.4342	2.2276	2.1041	4.3182	4.4623	2.3143	26.3938			
	S	204.684	203.026	194.511	197.726	208.359	202.104	186.410	199.452	198.456			
99	T	2.2853	4.1598	4.4922	2.2582	2.1435	4.2233	4.3984	2.2965	26.2572			
	S	207.353	205.867	191.999	195.047	204.530	206.646	189.118	200.998	199.488			
100	T	2.2750	4.1774	4.3844	2.2240	2.3381	5.9692			36.3741	26.0443		29.0359
	S	208.292	204.999	196.720	198.046	187.507	146.205			144.004	34.504		161.227
101	T			5.9053	2.6586	2.4318	4.4650	4.2960	2.2608	49.1084		30.4023	
	S			146.055	165.672	180.282	195.460	193.626	204.171	106.662		153.465	
102	T	2.2511	4.0978	4.0519	2.0743	2.0222	3.9813	4.0372	2.1667	24.6825			
	S	210.503	208.981	212.863	212.339	216.798	219.207	206.038	213.039	212.215			
103	T	2.1833	4.0444	4.1908	2.1203	2.0512	3.9960	4.0687	2.1877	24.8424			
	S	217.040	211.741	205.808	207.732	213.733	218.400	204.443	210.994	210.849			
104	T	2.1960	4.0207	4.0356	2.0854	2.0250	3.9702	4.0634	2.1882	24.5845			
	S	215.785	212.989	213.723	211.209	216.498	219.819	204.710	210.945	213.061			
105	T	2.1953	4.0146	4.0676	2.0925	2.0273	4.0123	4.0720	2.1888	24.6704			
	S	215.854	213.312	212.041	210.492	216.253	217.513	204.278	210.888	212.319			
106	T	2.1933	4.0300	4.0658	2.0994	2.0295	3.9860	4.0720	2.1842	24.6602			
	S	216.051	212.497	212.135	209.800	216.018	218.948	204.278	211.332	212.407			
107	T	2.1918	4.0318	4.0957	2.1067	2.0360	4.0435	4.1302	2.1929	24.8286			
	S	216.198	212.402	210.587	209.073	215.329	215.835	201.399	210.493	210.966			
108	T	2.1881	4.1248	4.2200	2.1549	2.0634	4.0584	4.1154	2.1668	25.0918			
	S	216.564	207.613	204.384	204.397	212.469	215.042	202.123	213.029	208.753			
109	T	2.1747	4.0373	4.1838	2.1113	2.0414	4.0501	4.1260	2.1793	24.9039			
	S	217.898	212.113	206.152	208.618	214.759	215.483	201.604	211.807	210.329			
110	T	2.1946	4.0870	4.2909	2.1462	2.0674	4.0221	4.1309	2.2105	25.1496			
	S	215.923	209.534	201.007	205.225	212.058	216.983	201.365	208.817	208.274			
111	T	2.2196	4.0425	4.1118	2.1092	2.0333	4.0644	4.1314	2.1775	24.8897			
	S	213.491	211.840	209.762	208.825	215.615	214.725	201.341	211.982	210.448			
112	T	2.1926	4.0865	4.2869	2.1592	2.0709	4.1077	4.1705	2.1849	25.2592			
	S	216.120	209.559	201.194	203.990	211.700	212.461	199.453	211.264	207.370			
113	T	2.1896	4.0938	4.3415	2.1602	2.0658	4.0836	4.1651	2.1881	25.2877			
	S	216.416	209.186	198.664	203.895	212.222	213.715	199.711	210.955	207.136			
114	T	2.1916	4.1695	4.4071	2.2072	2.1056	4.0641	4.1361	2.2072	25.4884			
	S	216.218	205.388	195.707	199.554	208.211	214.741	201.112	209.130	205.505			

Event: Firestone 600
 Track: Texas Motor Speedway
 Report: Section Data Report
 Session: Race

Round 8
 1.455 mile(s)
 Verizon INDYCAR Series
 June 7, 2014



Section Data for Car 12 - Power, Will

Lap	T/S	SF to T1	T1 to SS1	SS1 to T2	T2 to BS	BS to T3	T3 to SS2	SS2 to T4	T4 to SF	Lap	PI to PO	PO to SF	SF to PI
115	T	2.2115	4.1439	4.2692	2.1672	2.0782	4.0885	4.1660	2.1953	25.3198			
	S	214.273	206.656	202.028	203.237	210.956	213.459	199.668	210.263	206.874			
116	T	2.1940	4.1131	4.2978	2.1464	2.0538	4.0686	4.1941	2.2121	25.2799			
	S	215.982	208.204	200.684	205.206	213.462	214.503	198.331	208.666	207.200			
117	T	2.2207	4.1292	4.2811	2.1514	2.0786	4.0444	4.1278	2.2152	25.2484			
	S	213.385	207.392	201.467	204.729	210.916	215.787	201.516	208.374	207.459			
118	T	2.2231	4.0666	4.2511	2.1840	2.0993	4.0662	4.1412	2.2085	25.2400			
	S	213.154	210.585	202.889	201.673	208.836	214.630	200.864	209.007	207.528			
119	T	2.2092	4.0530	4.1912	2.1481	2.0594	4.0159	4.1905	2.2371	25.1044			
	S	214.496	211.291	205.788	205.044	212.882	217.318	198.501	206.334	208.649			
120	T	2.2370	4.0857	4.2609	2.1853	2.0980	4.0575	4.1331	2.3328	25.3903			
	S	211.830	209.600	202.422	201.553	208.965	215.090	201.258	197.870	206.299			
121	T	2.7097	6.7376	7.3088	3.2280	2.9762	7.5577	10.7948	4.4484	45.7612			
	S	174.877	127.102	118.008	136.448	147.305	115.475	77.057	103.766	114.464			
122	T	4.9042	8.8382	7.6091	3.8638	4.0536	10.6259	12.4328	5.7426	58.0702			
	S	96.624	96.893	113.351	113.995	108.153	82.132	66.905	80.380	90.201			
123	T	5.4850	9.8502	9.6474	5.1865	5.2042	12.6892	12.8937	5.4068	66.3630			
	S	86.393	86.939	89.402	84.923	84.241	68.777	64.514	85.372	78.930			
124	T	4.8388	12.5592	10.9006	5.6546	5.1088	10.6692	11.7480	5.4933	66.9725			
	S	97.930	68.186	79.124	77.893	85.814	81.799	70.805	84.028	78.211			
125	T	5.7553	10.8522	10.3326	5.2456	5.6968	11.1449	11.5020	5.6933	66.2227			
	S	82.335	78.912	83.474	83.966	76.957	78.307	72.319	81.076	79.097			
126	T	6.0775	10.2032	9.3880	3.9891	3.9814	10.2105			63.7570	25.8108		56.4410
	S	77.970	83.931	91.873	110.415	110.114	85.474			82.156	34.816		82.943
127	T			7.2536	3.1616	3.1930	10.4438	14.0213	4.8446	71.3023		52.8075	
	S			118.906	139.314	137.303	83.564	59.325	95.279	73.462		88.353	
128	T	4.1744	10.5059	11.5918	5.0844	5.4557	11.8666	13.0623	4.9042	66.6453			
	S	113.517	81.513	74.406	86.629	80.358	73.545	63.681	94.122	78.595			
129	T	5.0305	10.8245	10.8900	5.6264	5.8620	12.5213	14.8117	6.0350	71.6014			
	S	94.198	79.113	79.201	78.284	74.788	69.699	56.160	76.486	73.155			
130	T	5.7959	9.5872	8.9582	4.9841	4.9875	10.6535	11.1753	5.4960	61.6377			
	S	81.758	89.324	96.281	88.372	87.902	81.919	74.434	83.987	84.980			
131	T	5.0152	9.1833	10.3767	5.3969	5.7628	10.7422	10.6691	5.9964	63.1426			
	S	94.485	93.252	83.119	81.613	76.076	81.243	77.965	76.978	82.955			
132	T	5.9721	10.7497	10.3433	5.3198	5.4150	10.0251	10.3160	5.7610	63.9020			
	S	79.346	79.664	83.387	82.795	80.962	87.054	80.634	80.123	81.969			
133	T	5.6547	10.4890	10.2500	5.3427	5.1794	9.8654	10.4114	5.3764	62.5690			
	S	83.800	81.644	84.146	82.440	84.645	88.463	79.895	85.855	83.716			

Event: Firestone 600
Track: Texas Motor Speedway
Report: Section Data Report
Session: Race

Round 8
1.455 mile(s)
Verizon INDYCAR Series
June 7, 2014



Section Data for Car 12 - Power, Will

Lap	T/S	SF to T1	T1 to SS1	SS1 to T2	T2 to BS	BS to T3	T3 to SS2	SS2 to T4	T4 to SF	Lap	PI to PO	PO to SF	SF to PI
134	T	5.5415	9.4579	9.8818	4.5814	4.4147	8.6471	7.2444	2.8540	52.6228			
	S	85.512	90.545	87.282	96.140	99.307	100.927	114.822	161.735	99.539			
135	T	2.6755	4.6414	4.3352	2.1862	2.1170	4.0708	4.1072	2.2086	26.3419			
	S	177.112	184.505	198.953	201.470	207.090	214.387	202.527	208.997	198.847			
136	T	2.2362	4.1017	4.0791	2.1146	2.0592	3.9915	4.0592	2.1831	24.8246			
	S	211.906	208.783	211.444	208.292	212.903	218.646	204.922	211.438	211.000			
137	T	2.1993	4.0197	4.0130	2.0793	2.0311	3.9757	4.0486	2.1877	24.5544			
	S	215.461	213.042	214.926	211.828	215.848	219.515	205.458	210.994	213.322			
138	T	2.2109	4.0446	4.0271	2.0839	2.0304	3.9621	4.0495	2.1835	24.5920			
	S	214.331	211.730	214.174	211.361	215.923	220.269	205.413	211.400	212.996			
139	T	2.2006	4.0356	4.0348	2.0895	2.0389	3.9732	4.0573	2.1920	24.6219			
	S	215.334	212.202	213.765	210.794	215.022	219.653	205.018	210.580	212.737			
140	T	2.2137	4.0573	4.0397	2.0926	2.0403	3.9826	4.0637	2.1990	24.6889			
	S	214.060	211.067	213.506	210.482	214.875	219.135	204.695	209.909	212.160			
141	T	2.2161	4.0593	4.0488	2.0967	2.0426	3.9882	4.0709	2.2002	24.7228			
	S	213.828	210.963	213.026	210.070	214.633	218.827	204.333	209.795	211.869			
142	T	2.2194	4.0644	4.0523	2.0975	2.0439	4.0000	4.0742	2.2024	24.7541			
	S	213.510	210.699	212.842	209.990	214.496	218.182	204.167	209.585	211.601			
143	T	2.2208	4.0664	4.0605	2.1010	2.0463	3.9999	4.0855	2.2052	24.7856			
	S	213.375	210.595	212.412	209.640	214.245	218.187	203.603	209.319	211.332			
144	T	2.2241	4.0700	4.0691	2.1034	2.0475	4.0047	4.0883	2.2083	24.8154			
	S	213.059	210.409	211.963	209.401	214.119	217.926	203.463	209.025	211.079			
145	T	2.2255	4.0722	4.0703	2.1032	2.0466	4.0014	4.0841	2.2057	24.8090			
	S	212.925	210.295	211.901	209.421	214.213	218.105	203.672	209.272	211.133			
146	T	2.2241	4.0762	4.0773	2.1047	2.0488	4.0013	4.0869	2.2085	24.8278			
	S	213.059	210.089	211.537	209.272	213.983	218.111	203.533	209.007	210.973			
147	T	2.2252	4.0761	4.0609	2.1032	2.0472	3.9978	4.0925	2.2062	24.8091			
	S	212.953	210.094	212.391	209.421	214.151	218.302	203.254	209.224	211.132			
148	T	2.2220	4.0656	4.0756	2.1042	2.0475	4.0065	4.0886	2.2099	24.8199			
	S	213.260	210.636	211.625	209.322	214.119	217.828	203.448	208.874	211.040			
149	T	2.2233	4.0715	4.0761	2.1045	2.0474	4.0100	4.0961	2.2107	24.8396			
	S	213.135	210.331	211.599	209.292	214.130	217.638	203.076	208.799	210.873			
150	T	2.2281	4.0816	4.0836	2.1074	2.0487	4.0083	4.0998	2.2114	24.8689			
	S	212.676	209.811	211.211	209.004	213.994	217.730	202.892	208.732	210.625			
151	T	2.2324	4.0840	4.0688	2.1070	2.0485	4.0057	4.1033	2.2101	24.8598			
	S	212.266	209.687	211.979	209.043	214.015	217.871	202.719	208.855	210.702			
152	T	2.2304	4.0838	4.0707	2.1077	2.0500	4.0155	4.0989	2.2118	24.8688			
	S	212.457	209.698	211.880	208.974	213.858	217.340	202.937	208.695	210.625			

Event: Firestone 600
Track: Texas Motor Speedway
Report: Section Data Report
Session: Race

Round 8
1.455 mile(s)
Verizon INDYCAR Series
June 7, 2014



Section Data for Car 12 - Power, Will

Lap	T/S	SF to T1	T1 to SS1	SS1 to T2	T2 to BS	BS to T3	T3 to SS2	SS2 to T4	T4 to SF	Lap	PI to PO	PO to SF	SF to PI
153	T	2.2305	4.0856	4.0800	2.1077	2.0495	4.0012	4.0968	2.2102	24.8615			
	S	212.447	209.605	211.397	208.974	213.910	218.116	203.041	208.846	210.687			
154	T	2.2264	4.0782	4.0829	2.1056	2.0451	4.0066	4.1001	2.2094	24.8543			
	S	212.838	209.986	211.247	209.182	214.370	217.822	202.878	208.921	210.748			
155	T	2.2219	4.0796	4.0808	2.1060	2.0475	4.0090	4.1052	2.2128	24.8628			
	S	213.270	209.914	211.356	209.143	214.119	217.692	202.625	208.600	210.676			
156	T	2.2266	4.0721	4.0878	2.1078	2.0462	4.0127	4.1075	2.2121	24.8728			
	S	212.819	210.300	210.994	208.964	214.255	217.491	202.512	208.666	210.591			
157	T	2.2272	4.0738	4.0761	2.1047	2.0413	4.0097	4.1032	2.2062	24.8422			
	S	212.762	210.212	211.599	209.272	214.770	217.654	202.724	209.224	210.851			
158	T	2.2189	4.0607	4.0906	2.1115	2.0477	4.0145	4.1111	2.2067	24.8617			
	S	213.558	210.891	210.849	208.598	214.098	217.394	202.335	209.177	210.686			
159	T	2.2181	4.0614	4.0895	2.1148	2.0481	4.0015	4.1099	2.2043	24.8476			
	S	213.635	210.854	210.906	208.272	214.056	218.100	202.394	209.405	210.805			
160	T	2.2141	4.0544	4.1488	2.1320	2.0604	4.0162	4.1057	2.2021	24.9337			
	S	214.021	211.218	207.891	206.592	212.779	217.302	202.601	209.614	210.077			
161	T	2.2122	4.0445	4.2380	2.1663	2.0845	4.0637	4.1219	2.2037	25.1348			
	S	214.205	211.735	203.516	203.321	210.319	214.762	201.805	209.462	208.396			
162	T	2.2110	4.0656	4.2177	2.1466	2.0700	4.1030	4.2377	2.2408	25.2924			
	S	214.321	210.636	204.495	205.187	211.792	212.705	196.290	205.994	207.098			
163	T	2.2325	4.1108	4.3258	2.1887	2.0950	4.1586	4.2678	2.2258	25.6050			
	S	212.257	208.320	199.385	201.240	209.264	209.861	194.906	207.382	204.569			
164	T	2.2211	4.1321	4.4887	2.2455	2.1377	4.1056	4.3028	2.2621	25.8956			
	S	213.346	207.247	192.149	196.150	205.084	212.570	193.320	204.054	202.274			
165	T	2.2417	4.1924	4.4104	2.2108	2.1197	4.1974	4.2228	2.2016	25.7968			
	S	211.386	204.266	195.560	199.229	206.826	207.921	196.983	209.662	203.048			
166	T	2.2029	4.1458	4.3773	2.1797	2.0951	4.0810	4.2440	2.2374	25.5632			
	S	215.109	206.562	197.039	202.071	209.254	213.851	195.999	206.307	204.904			
167	T	2.2317	4.0915	4.2056	2.1511	2.0710	4.0419	4.2556	2.2446	25.2930			
	S	212.333	209.303	205.084	204.758	211.690	215.920	195.464	205.645	207.093			
168	T	2.2319	4.1137	4.2683	2.1814	2.1023	4.2008	4.3285	2.2717	25.6986			
	S	212.314	208.174	202.071	201.914	208.538	207.753	192.172	203.192	203.824			
169	T	2.2577	4.3277	4.5671	2.2589	2.1423	4.1009	4.2321	2.2365	26.1232			
	S	209.888	197.880	188.851	194.986	204.644	212.814	196.550	206.390	200.511			
170	T	2.2316	4.0692	4.3070	2.1951	2.1077	4.0652	4.1447	2.2226	25.3431			
	S	212.343	210.450	200.255	200.654	208.004	214.682	200.694	207.681	206.683			
171	T	2.2209	4.0974	4.3155	2.2245	2.3899	6.2495			36.3516	26.0087		29.0119
	S	213.366	209.002	199.861	198.002	183.442	139.648			144.093	34.551		161.360

Event: Firestone 600
 Track: Texas Motor Speedway
 Report: Section Data Report
 Session: Race

Round 8
 1.455 mile(s)
 Verizon INDYCAR Series
 June 7, 2014



Section Data for Car 12 - Power, Will

Lap	T/S	SF to T1	T1 to SS1	SS1 to T2	T2 to BS	BS to T3	T3 to SS2	SS2 to T4	T4 to SF	Lap	PI to PO	PO to SF	SF to PI
172	T			5.8325	2.6482	2.4340	4.4683	4.2974	2.2518	48.8444		30.1754	
	S			147.878	166.322	180.119	195.315	193.563	204.988	107.238		154.619	
173	T	2.2360	4.0923	4.0930	2.1005	2.0417	3.9721	4.0371	2.1735	24.7462			
	S	211.925	209.262	210.726	209.690	214.727	219.714	206.043	212.372	211.669			
174	T	2.1848	4.0343	4.0831	2.0938	2.0359	3.9747	4.0321	2.1744	24.6131			
	S	216.891	212.271	211.237	210.361	215.339	219.571	206.299	212.284	212.814			
175	T	2.1888	4.0166	4.0856	2.1009	2.0425	3.9758	4.0477	2.1860	24.6439			
	S	216.495	213.206	211.107	209.650	214.643	219.510	205.504	211.158	212.548			
176	T	2.1972	4.0263	4.1055	2.1124	2.0506	3.9954	4.0587	2.1866	24.7327			
	S	215.667	212.692	210.084	208.509	213.796	218.433	204.947	211.100	211.784			
177	T	2.1946	4.0310	4.1078	2.1126	2.0521	3.9989	4.0639	2.1841	24.7450			
	S	215.923	212.444	209.966	208.489	213.639	218.242	204.685	211.341	211.679			
178	T	2.1975	4.0324	4.1031	2.1113	2.0488	4.0048	4.0719	2.1932	24.7630			
	S	215.638	212.371	210.207	208.618	213.983	217.920	204.283	210.465	211.525			
179	T	2.2046	4.0576	4.1246	2.1140	2.0487	4.0110	4.1269	2.2093	24.8967			
	S	214.943	211.052	209.111	208.351	213.994	217.583	201.560	208.931	210.389			
180	T	2.2126	4.0361	4.0999	2.1089	2.0420	3.9956	4.0884	2.1996	24.7831			
	S	214.166	212.176	210.371	208.855	214.696	218.422	203.458	209.852	211.354			
181	T	2.2121	4.0313	4.1151	2.1177	2.0549	4.0194	4.0846	2.2021	24.8372			
	S	214.214	212.429	209.594	207.987	213.348	217.129	203.647	209.614	210.893			
182	T	2.2124	4.1926	4.4148	2.2072	2.1097	4.0868	4.2322	2.2495	25.7052			
	S	214.185	204.256	195.366	199.554	207.806	213.548	196.545	205.197	203.772			
183	T	2.2446	4.2050	4.3474	2.1714	2.0881	4.0555	4.1190	2.2036	25.4346			
	S	211.113	203.654	198.394	202.844	209.956	215.196	201.947	209.471	205.940			
184	T	2.2063	4.0389	4.1708	2.1360	2.0612	4.0307	4.0938	2.1982	24.9359			
	S	214.778	212.029	206.795	206.205	212.696	216.520	203.190	209.986	210.059			
185	T	2.2077	4.0422	4.1814	2.1393	2.0626	4.0179	4.0974	2.2061	24.9546			
	S	214.641	211.856	206.271	205.887	212.552	217.210	203.011	209.234	209.901			
186	T	2.2205	4.0488	4.1143	2.1187	2.0496	4.0096	4.0993	2.2056	24.8664			
	S	213.404	211.510	209.635	207.889	213.900	217.659	202.917	209.281	210.646			
187	T	2.2172	4.0564	4.1195	2.1190	2.0512	4.0114	4.1107	2.2114	24.8968			
	S	213.722	211.114	209.370	207.860	213.733	217.562	202.354	208.732	210.388			
188	T	2.2212	4.0679	4.1144	2.1156	2.0481	4.0147	4.1045	2.2080	24.8944			
	S	213.337	210.517	209.630	208.194	214.056	217.383	202.660	209.054	210.409			
189	T	2.2179	4.0542	4.1938	2.1595	2.0805	4.0588	4.1314	2.2131	25.1092			
	S	213.654	211.229	205.661	203.961	210.723	215.021	201.341	208.572	208.609			
190	T	2.2189	4.0849	4.0939	2.1072	2.0401	4.0414	4.1754	2.2264	24.9882			
	S	213.558	209.641	210.679	209.024	214.896	215.947	199.219	207.326	209.619			

Event: Firestone 600
Track: Texas Motor Speedway
Report: Section Data Report
Session: Race

Round 8
1.455 mile(s)
Verizon INDYCAR Series
June 7, 2014



Section Data for Car 12 - Power, Will

Lap	T/S	SF to T1	T1 to SS1	SS1 to T2	T2 to BS	BS to T3	T3 to SS2	SS2 to T4	T4 to SF	Lap	PI to PO	PO to SF	SF to PI
191	T	2.2302	4.0527	4.2399	2.1690	2.0837	4.0985	4.1784	2.2355	25.2879			
	S	212.476	211.307	203.425	203.068	210.399	212.938	199.076	206.482	207.135			
192	T	2.2392	4.0826	4.1847	2.1388	2.0616	4.0947	4.1929	2.2344	25.2289			
	S	211.622	209.759	206.108	205.935	212.655	213.136	198.387	206.584	207.619			
193	T	2.2279	4.1312	4.1710	2.1326	2.0608	4.0242	4.2776	2.2674	25.2927			
	S	212.695	207.292	206.785	206.534	212.737	216.870	194.459	203.577	207.095			
194	T	2.2622	4.1298	4.2056	2.1392	2.0627	4.0753	4.1493	2.2262	25.2503			
	S	209.470	207.362	205.084	205.897	212.541	214.150	200.472	207.345	207.443			
195	T	2.2311	4.0821	4.3005	2.1828	2.0898	4.0964	4.1580	2.2190	25.3597			
	S	212.390	209.785	200.558	201.784	209.785	213.047	200.052	208.018	206.548			
196	T	2.2169	4.0855	4.3771	2.2157	2.1144	4.1969	4.2402	2.2357	25.6824			
	S	213.751	209.610	197.048	198.788	207.344	207.946	196.174	206.464	203.953			
197	T	2.2343	4.1704	4.4707	2.2548	2.1328	4.2995	4.2998	2.2632	26.1255			
	S	212.086	205.343	192.923	195.341	205.556	202.983	193.455	203.955	200.494			
198	T	2.2434	4.2482	4.2815	2.1786	2.0859	4.1864	4.3718	2.2833	25.8791			
	S	211.226	201.583	201.448	202.173	210.177	208.467	190.269	202.160	202.403			
199	T	2.2588	4.1448	4.3361	2.1864	2.0960	4.0837	4.2001	2.2315	25.5374			
	S	209.786	206.612	198.911	201.452	209.165	213.710	198.047	206.852	205.111			
200	T	2.2297	4.0716	4.2839	2.1654	2.0821	4.1658	4.3394	2.2643	25.6022			
	S	212.523	210.326	201.335	203.406	210.561	209.498	191.690	203.856	204.592			
201	T	2.2472	4.1805	4.3573	2.2194	2.1165	4.1347	4.1953	2.2238	25.6747			
	S	210.868	204.847	197.944	198.457	207.139	211.074	198.274	207.569	204.014			
202	T	2.2253	4.0848	4.4086	2.2378	2.1282	4.1370	4.3047	2.2588	25.7852			
	S	212.944	209.646	195.640	196.825	206.000	210.957	193.235	204.352	203.140			
203	T	2.2442	4.1568	4.3429	2.1870	2.0955	4.1675	4.3073	2.2572	25.7584			
	S	211.150	206.015	198.600	201.397	209.215	209.413	193.118	204.497	203.351			
204	T	2.2411	4.1127	4.3793	2.1951	2.1039	4.0962	4.3416	2.2711	25.7410			
	S	211.442	208.224	196.949	200.654	208.379	213.058	191.593	203.246	203.489			
205	T	2.2556	4.1790	4.4623	2.2163	2.1144	4.1898	4.2340	2.2095	25.8609			
	S	210.083	204.921	193.286	198.734	207.344	208.298	196.462	208.912	202.545			
206	T	2.2082	4.1504	4.4048	2.1802	2.0888	4.1768	4.2345	2.2174	25.6611			
	S	214.593	206.333	195.809	202.025	209.886	208.946	196.438	208.168	204.122			
207	T	2.2230	4.0814	4.4080	2.2078	2.1112	4.1476	4.2257	2.2099	25.6146			
	S	213.164	209.821	195.667	199.499	207.659	210.417	196.847	208.874	204.493			
208	T	2.2101	4.1613	4.3443	2.1607	2.0811	4.0751	4.2267	2.2477	25.5070			
	S	214.408	205.792	198.536	203.848	210.662	214.161	196.801	205.361	205.355			
209	T	2.2464	4.1347	4.2072	2.1472	2.0720	4.1039	4.2145	2.2366	25.3625			
	S	210.944	207.116	205.006	205.130	211.587	212.658	197.371	206.381	206.525			

Event: Firestone 600
Track: Texas Motor Speedway
Report: Section Data Report
Session: Race

Round 8
1.455 mile(s)
Verizon INDYCAR Series
June 7, 2014



Section Data for Car 12 - Power, Will

Lap	T/S	SF to T1	T1 to SS1	SS1 to T2	T2 to BS	BS to T3	T3 to SS2	SS2 to T4	T4 to SF	Lap	PI to PO	PO to SF	SF to PI
210	T	2.2413	4.1208	4.2221	2.1452	2.0702	4.1623	4.2664	2.2507	25.4790			
	S	211.424	207.815	204.282	205.321	211.771	209.674	194.970	205.088	205.581			
211	T	2.2468	4.1338	4.2134	2.1538	2.0757	4.2108	4.4408	2.2872	25.7623			
	S	210.906	207.161	204.704	204.501	211.210	207.259	187.313	201.815	203.320			
212	T	2.2698	4.1766	4.5092	2.2432	2.1365	4.2756	4.4094	2.2535	26.2738			
	S	208.769	205.038	191.276	196.351	205.200	204.118	188.647	204.833	199.362			
213	T	2.2419	4.2063	4.5369	2.2785	2.3334	5.9978			35.9453	25.6624		28.5871
	S	211.367	203.591	190.108	193.309	187.884	145.508			145.721	35.018		163.758
214	T			5.7702	2.5965	2.4701	5.5950			57.4059	15.0616		
	S			149.475	169.634	177.486	155.983			91.245	59.664		
215	T			5.7222	2.6074	2.4146	4.4542	4.2990	2.2557	37.5436		29.8371	
	S			150.729	168.925	181.566	195.934	193.491	204.633	139.518		156.372	
216	T	2.2522	4.1164	4.0603	2.0852	2.0330	3.9843	4.0390	2.1784	24.7488			
	S	210.400	208.037	212.423	211.229	215.646	219.042	205.947	211.894	211.647			
217	T	2.1983	4.0577	4.0325	2.0788	2.0256	3.9766	4.0412	2.1814	24.5921			
	S	215.559	211.047	213.887	211.879	216.434	219.466	205.834	211.603	212.995			
218	T	2.1976	4.0453	4.0229	2.0780	2.0221	3.9604	4.0394	2.1756	24.5413			
	S	215.628	211.693	214.398	211.961	216.809	220.363	205.926	212.167	213.436			
219	T	2.1903	4.0321	4.0104	2.0731	2.0170	3.9428	4.0273	2.1648	24.4578			
	S	216.346	212.387	215.066	212.462	217.357	221.347	206.545	213.226	214.165			
220	T	2.1800	4.0528	4.1894	2.1099	2.0354	4.0356	4.1099	2.1965	24.9095			
	S	217.369	211.302	205.877	208.756	215.392	216.257	202.394	210.148	210.281			
221	T	2.1994	4.0834	4.1581	2.1028	2.0427	4.0053	4.0735	2.2002	24.8654			
	S	215.451	209.718	207.426	209.461	214.622	217.893	204.202	209.795	210.654			
222	T	2.2177	4.0620	4.0556	2.0947	2.0370	3.9860	4.0716	2.1963	24.7209			
	S	213.673	210.823	212.669	210.271	215.223	218.948	204.298	210.168	211.885			
223	T	2.2146	4.0635	4.0464	2.0874	2.0316	3.9969	4.0653	2.1943	24.7000			
	S	213.973	210.745	213.152	211.006	215.795	218.351	204.614	210.359	212.065			
224	T	2.2149	4.0731	4.0503	2.0935	2.0362	3.9937	4.0730	2.2003	24.7350			
	S	213.944	210.249	212.947	210.391	215.307	218.526	204.227	209.785	211.765			
225	T	2.2139	4.0603	4.0497	2.0916	2.0350	4.0119	4.0713	2.1997	24.7334			
	S	214.040	210.911	212.979	210.583	215.434	217.535	204.313	209.843	211.778			
226	T	2.2153	4.0665	4.0614	2.0947	2.0363	4.0122	4.0698	2.1973	24.7535			
	S	213.905	210.590	212.365	210.271	215.297	217.518	204.388	210.072	211.606			
227	T	2.2124	4.0646	4.0729	2.0968	2.0367	3.9938	4.0804	2.1981	24.7557			
	S	214.185	210.688	211.766	210.060	215.255	218.521	203.857	209.995	211.588			
228	T	2.2084	4.0528	4.0551	2.0898	2.0290	4.0116	4.0817	2.2027	24.7311			
	S	214.573	211.302	212.695	210.764	216.072	217.551	203.792	209.557	211.798			

Event: Firestone 600
Track: Texas Motor Speedway
Report: Section Data Report
Session: Race

Round 8
1.455 mile(s)
Verizon INDYCAR Series
June 7, 2014



Section Data for Car 12 - Power, Will

Lap	T/S	SF to T1	T1 to SS1	SS1 to T2	T2 to BS	BS to T3	T3 to SS2	SS2 to T4	T4 to SF	Lap	PI to PO	PO to SF	SF to PI
229	T	2.2135	4.0505	4.1181	2.1168	2.0492	4.0013	4.0847	2.1897	24.8238			
	S	214.079	211.422	209.441	208.076	213.942	218.111	203.642	210.801	211.007			
230	T	2.2036	4.0418	4.1545	2.1237	2.0536	4.0188	4.1056	2.1921	24.8937			
	S	215.041	211.877	207.606	207.400	213.483	217.161	202.606	210.570	210.415			
231	T	2.2018	4.0392	4.2111	2.1448	2.0706	4.0936	4.1420	2.1918	25.0949			
	S	215.216	212.013	204.816	205.359	211.730	213.193	200.825	210.599	208.728			
232	T	2.2024	4.1156	4.2945	2.1517	2.0756	4.1266	4.1568	2.1928	25.3160			
	S	215.158	208.077	200.838	204.701	211.220	211.488	200.110	210.503	206.905			
233	T	2.2121	4.0674	4.0729	2.1060	2.0427	4.0252	4.0951	2.1992	24.8206			
	S	214.214	210.543	211.766	209.143	214.622	216.816	203.125	209.890	211.034			
234	T	2.2141	4.0520	4.1516	2.1275	2.0568	4.0238	4.1249	2.2044	24.9551			
	S	214.021	211.343	207.751	207.029	213.151	216.891	201.658	209.395	209.897			
235	T	2.2078	4.0534	4.1275	2.1164	2.0457	4.0605	4.2288	2.2202	25.0603			
	S	214.632	211.270	208.964	208.115	214.308	214.931	196.703	207.905	209.016			
236	T	2.2111	4.0423	4.2745	2.1763	2.0675	4.1764	4.4112	2.3084	25.6677			
	S	214.311	211.851	201.778	202.387	212.048	208.966	188.570	199.961	204.070			
237	T	2.3073	4.3018	4.3584	2.2142	2.1170	4.2652	4.4317	2.3115	26.3071			
	S	205.376	199.071	197.894	198.923	207.090	204.616	187.697	199.693	199.110			
238	T	2.2675	4.1610	4.3127	2.1905	2.0862	4.1614	4.1937	2.1992	25.5722			
	S	208.981	205.807	199.991	201.075	210.147	209.720	198.349	209.890	204.832			
239	T	2.2435	4.1760	4.4910	2.2179	2.1370	4.4094	4.4487	2.3210	26.4445			
	S	211.216	205.068	192.051	198.591	205.152	197.924	186.980	198.876	198.075			
240	T	2.3044	4.3431	4.4891	2.2528	2.1442	4.1020	4.1486	2.2123	25.9965			
	S	205.634	197.178	192.132	195.514	204.463	212.757	200.506	208.648	201.489			
241	T	2.2162	4.0866	4.5923	2.4197	2.7034	6.2078	5.6444	2.7906	30.6610			
	S	213.818	209.554	187.814	182.029	162.170	140.586	147.371	165.409	170.836			
242	T	2.9304	5.8280	6.1959	3.8278	3.6456	6.5392	6.0377	3.3470	38.3516			
	S	161.706	146.940	139.205	115.067	120.257	133.461	137.771	137.912	136.578			
243	T	3.6915	6.7872	6.7358	3.2089	3.1003	5.9071	5.7247	2.8305	37.9860			
	S	128.366	126.173	128.047	137.260	141.409	147.742	145.303	163.078	137.893			
244	T	2.7819	5.3910	10.3116	5.1862	3.8508	8.6611			58.8704	27.7219		49.8173
	S	170.338	158.851	83.644	84.928	113.849	100.764			88.975	32.416		93.971
245	T			6.7327	2.9962	2.7354	8.0516	9.5561	3.5748	60.6832		42.0144	
	S			128.106	147.004	160.272	108.392	87.046	129.124	86.317		111.050	
246	T	4.5711	10.5437	9.2745	4.3942	4.5531	9.4583	8.6712	2.9614	54.4275			
	S	103.665	81.220	92.997	100.235	96.288	92.271	95.929	155.869	96.238			
247	T	2.7468	4.7031	4.4094	2.1526	2.0660	4.0833	4.1137	2.1764	26.4513			
	S	172.515	182.085	195.605	204.615	212.202	213.731	202.207	212.089	198.024			

Event: Firestone 600
Track: Texas Motor Speedway
Report: Section Data Report
Session: Race

Round 8
1.455 mile(s)
Verizon INDYCAR Series
June 7, 2014



Section Data for Car 12 - Power, Will

Lap	T/S	SF to T1	T1 to SS1	SS1 to T2	T2 to BS	BS to T3	T3 to SS2	SS2 to T4	T4 to SF	Lap	PI to PO	PO to SF	SF to PI
248	T	2.1942	4.0308	3.9938	2.0627	2.0442	3.9947	4.0707	2.1703	24.5614			
	S	215.962	212.455	215.960	213.533	214.465	218.471	204.343	212.685	213.261			
249	T	2.1868	4.7438	5.9499	3.4803	3.4875							
	S	216.693	180.523	144.960	126.556	125.709							

Event: Firestone 600
Track: Texas Motor Speedway
Report: Section Data Report
Session: Race

Round 8
1.455 mile(s)
Verizon INDYCAR Series
June 7, 2014



Section Data for Car 14 - Sato, Takuma

Lap	T/S	SF to T1	T1 to SS1	SS1 to T2	T2 to BS	BS to T3	T3 to SS2	SS2 to T4	T4 to SF	Lap	PI to PO	PO to SF	SF to PI
1	T	2.6940	4.7792	4.4952	2.2391	2.1182	4.2036	4.1272	2.1661	26.8226		86.6859	
	S	175.896	179.186	191.871	196.711	206.972	207.614	201.545	213.098	195.283		53.823	
2	T	2.1589	4.1423	4.3060	2.1318	2.0406	4.1169	4.1241	2.1602	25.1808			
	S	219.493	206.736	200.302	206.612	214.843	211.987	201.697	213.680	208.016			
3	T	2.1600	4.1830	4.3645	2.1523	2.0585	4.2088	4.2733	2.2159	25.6163			
	S	219.381	204.725	197.617	204.644	212.975	207.358	194.655	208.309	204.479			
4	T	2.1945	4.0794	4.4512	2.2272	2.1167	4.1623	4.1772	2.2057	25.6142			
	S	215.932	209.924	193.768	197.762	207.119	209.674	199.133	209.272	204.496			
5	T	2.2054	4.1070	4.2465	2.1338	2.0724	4.5371	5.4278	3.4812	28.2112			
	S	214.865	208.513	203.108	206.418	211.547	192.354	153.251	132.595	185.671			
6	T	3.9015	7.0760	8.7552	7.2446	7.2051	11.4117	10.7878	5.8810	62.2629			
	S	121.457	121.024	98.513	60.798	60.847	76.477	77.107	78.489	84.127			
7	T	5.7008	9.2095	10.3126	6.4198	5.8537	9.8778	9.8366	5.6076	62.8184			
	S	83.122	92.987	83.636	68.609	74.894	88.352	84.564	82.315	83.383			
8	T	5.1449	9.1928	10.2078	5.2177	4.8323	8.3850			59.2643	27.0160		51.9548
	S	92.104	93.156	84.494	84.415	90.725	104.082			88.384	33.263		90.105
9	T			6.5728	3.0495	2.7665	5.1979	5.4008	2.8769	55.1821		35.4756	
	S			131.223	144.435	158.471	167.900	154.018	160.447	94.922		131.518	
10	T	3.9120	8.9722	9.2453	5.8289	5.0658	7.3247	8.3077	4.2200	52.8766			
	S	121.131	95.446	93.291	75.564	86.543	119.149	100.126	109.382	99.061			
11	T	4.9880	9.2609	8.3121	4.2468	3.1444	6.0049	5.8280	2.6605	44.4456			
	S	95.001	92.471	103.764	103.714	139.425	145.336	142.728	173.498	117.852			
12	T	2.5268	4.4596	4.3223	2.1493	2.0668	4.1167	4.1525	2.1908	25.9848			
	S	187.535	192.027	199.547	204.929	212.120	211.997	200.317	210.695	201.579			
13	T	2.1824	4.1472	4.1709	2.1122	2.0359	4.0948	4.1225	2.1806	25.0465			
	S	217.130	206.492	206.790	208.529	215.339	213.131	201.775	211.681	209.131			
14	T	2.1769	4.0184	4.2063	2.1216	2.0457	4.1301	4.1883	2.2028	25.0901			
	S	217.678	213.111	205.050	207.605	214.308	211.309	198.605	209.547	208.768			
15	T	2.1970	4.0537	4.2979	2.1676	2.0756	4.2319	4.3626	2.2468	25.6331			
	S	215.687	211.255	200.679	203.199	211.220	206.226	190.670	205.444	204.345			
16	T	2.2479	4.1826	4.3855	2.2003	2.1027	4.2298	4.2340	2.2243	25.8071			
	S	210.803	204.744	196.671	200.179	208.498	206.328	196.462	207.522	202.967			
17	T	2.2186	4.1375	4.2366	2.1435	2.0663	4.1465	4.2068	2.2214	25.3772			
	S	213.587	206.976	203.583	205.484	212.171	210.473	197.732	207.793	206.406			
18	T	2.2120	4.0960	4.2620	2.1673	2.0819	4.1135	4.2321	2.2553	25.4201			
	S	214.224	209.073	202.370	203.227	210.581	212.162	196.550	204.669	206.057			
19	T	2.2419	4.1846	4.3465	2.1840	2.0882	4.1236	4.2477	2.2473	25.6638			
	S	211.367	204.646	198.436	201.673	209.946	211.642	195.828	205.398	204.101			

Event: Firestone 600
 Track: Texas Motor Speedway
 Report: Section Data Report
 Session: Race

Round 8
 1.455 mile(s)
 Verizon INDYCAR Series
 June 7, 2014



Section Data for Car 14 - Sato, Takuma

Lap	T/S	SF to T1	T1 to SS1	SS1 to T2	T2 to BS	BS to T3	T3 to SS2	SS2 to T4	T4 to SF	Lap	PI to PO	PO to SF	SF to PI
20	T	2.2249	4.1458	4.2578	2.1578	2.0708	4.1438	4.2332	2.2361	25.4702			
	S	212.982	206.562	202.569	204.122	211.710	210.610	196.499	206.427	205.652			
21	T	2.2181	4.1679	4.2829	2.1686	2.0841	4.1732	4.2544	2.2491	25.5983			
	S	213.635	205.466	201.382	203.105	210.359	209.127	195.520	205.234	204.623			
22	T	2.2340	4.2117	4.5671	2.3306	2.1943	4.2223	4.2362	2.2567	26.2529			
	S	212.114	203.330	188.851	188.988	199.795	206.695	196.360	204.542	199.521			
23	T	2.2483	4.1845	4.3461	2.2024	2.1044	4.1413	4.2156	2.2497	25.6923			
	S	210.765	204.651	198.454	199.988	208.330	210.738	197.319	205.179	203.874			
24	T	2.2409	4.1798	4.3154	2.1728	2.0857	4.2362	4.3750	2.2920	25.8978			
	S	211.461	204.881	199.866	202.713	210.198	206.017	190.130	201.392	202.257			
25	T	2.2725	4.1795	4.3477	2.1960	2.1058	4.1586	4.2660	2.2716	25.7977			
	S	208.521	204.896	198.381	200.571	208.191	209.861	194.988	203.201	203.041			
26	T	2.2575	4.1712	4.3193	2.1856	2.0956	4.1645	4.2537	2.2574	25.7048			
	S	209.906	205.304	199.685	201.526	209.205	209.564	195.552	204.479	203.775			
27	T	2.2476	4.2305	4.5287	2.2600	2.1463	4.1937	4.2359	2.2563	26.0990			
	S	210.831	202.426	190.452	194.891	204.263	208.104	196.373	204.579	200.697			
28	T	2.2548	4.1650	4.3633	2.2012	2.1066	4.2249	4.2952	2.2661	25.8771			
	S	210.158	205.610	197.671	200.097	208.112	206.568	193.662	203.694	202.418			
29	T	2.2593	4.1671	4.4290	2.2413	2.1337	4.2066	4.2479	2.2536	25.9385			
	S	209.739	205.506	194.739	196.517	205.469	207.466	195.819	204.824	201.939			
30	T	2.2550	4.1591	4.3515	2.2044	2.1042	4.2218	4.3362	2.2930	25.9252			
	S	210.139	205.901	198.208	199.807	208.350	206.719	191.831	201.304	202.043			
31	T	2.2758	4.1546	4.2501	2.1610	2.0830	4.1220	4.2033	2.2426	25.4924			
	S	208.218	206.124	202.936	203.820	210.470	211.724	197.896	205.828	205.473			
32	T	2.2398	4.1791	4.4371	2.2621	2.1514	4.2077	4.2453	2.2593	25.9818			
	S	211.565	204.916	194.384	194.710	203.779	207.412	195.939	204.307	201.603			
33	T	2.2602	4.1971	4.3597	2.2033	2.1053	4.1831	4.2616	2.2635	25.8338			
	S	209.656	204.037	197.835	199.907	208.241	208.632	195.189	203.928	202.758			
34	T	2.2523	4.1542	4.3656	2.2106	2.1112	4.1510	4.2847	2.2570	25.7866			
	S	210.391	206.144	197.567	199.247	207.659	210.245	194.137	204.515	203.129			
35	T	2.2441	4.2581	4.6009	2.2845	2.1609	4.3827	4.5154	2.3603	26.8069			
	S	211.160	201.114	187.463	192.801	202.883	199.130	184.218	195.565	195.397			
36	T	2.3187	4.2937	4.6682	2.2909	2.1589	4.2398	4.4307	2.3456	26.7465			
	S	204.366	199.447	184.761	192.263	203.071	205.842	187.740	196.790	195.839			
37	T	2.3172	4.2989	4.5121	2.2736	2.1566	4.2972	4.4097	2.3201	26.5854			
	S	204.498	199.205	191.153	193.726	203.287	203.092	188.634	198.953	197.025			
38	T	2.2989	4.2546	4.4721	2.2595	2.1408	4.3139	4.4495	2.3250	26.5143			
	S	206.126	201.279	192.862	194.935	204.788	202.306	186.946	198.534	197.554			

Event: Firestone 600
Track: Texas Motor Speedway
Report: Section Data Report
Session: Race

Round 8
1.455 mile(s)
Verizon INDYCAR Series
June 7, 2014



Section Data for Car 14 - Sato, Takuma

Lap	T/S	SF to T1	T1 to SS1	SS1 to T2	T2 to BS	BS to T3	T3 to SS2	SS2 to T4	T4 to SF	Lap	PI to PO	PO to SF	SF to PI
39	T	2.2986	4.2962	4.6360	2.2974	2.1693	4.5165	4.5484	2.3572	27.1196			
	S	206.153	199.330	186.044	191.719	202.097	193.231	182.881	195.822	193.144			
40	T	2.3242	4.2763	4.4194	2.2396	2.1381	4.2774	4.3891	2.3177	26.3818			
	S	203.882	200.258	195.162	196.667	205.046	204.032	189.519	199.159	198.546			
41	T	2.2978	4.2340	4.4363	2.2525	2.1454	4.2348	4.3343	2.2956	26.2307			
	S	206.225	202.259	194.419	195.540	204.348	206.085	191.915	201.076	199.690			
42	T	2.2849	4.1996	4.3709	2.2266	2.1258	4.2189	4.3251	2.2984	26.0502			
	S	207.389	203.916	197.328	197.815	206.233	206.861	192.323	200.831	201.073			
43	T	2.2846	4.2091	4.3356	2.2060	2.1105	4.1873	4.2793	2.2689	25.8813			
	S	207.416	203.455	198.934	199.662	207.728	208.422	194.382	203.443	202.386			
44	T	2.2628	4.2080	4.3550	2.2151	2.1159	4.1913	4.3044	2.2849	25.9374			
	S	209.415	203.508	198.048	198.842	207.197	208.224	193.248	202.018	201.948			
45	T	2.2747	4.1908	4.4038	2.2380	2.1331	4.2181	4.3109	2.2865	26.0559			
	S	208.319	204.344	195.854	196.807	205.527	206.901	192.957	201.877	201.029			
46	T	2.2718	4.2147	4.3970	2.2331	2.1315	4.2275	4.3986	2.3073	26.1815			
	S	208.585	203.185	196.156	197.239	205.681	206.441	189.110	200.057	200.065			
47	T	2.2899	4.2359	4.4734	2.2663	2.1586	4.2546	4.3640	2.3085	26.3512			
	S	206.936	202.168	192.806	194.350	203.099	205.126	190.609	199.953	198.777			
48	T	2.2930	4.2411	4.4294	2.2467	2.1380	4.2329	4.3921	2.3239	26.2971			
	S	206.657	201.920	194.722	196.045	205.056	206.177	189.390	198.628	199.185			
49	T	2.3032	4.2666	4.4616	2.2639	2.1532	4.2829	4.4085	2.3319	26.4718			
	S	205.741	200.713	193.316	194.556	203.608	203.770	188.685	197.946	197.871			
50	T	2.3066	4.2595	4.4132	2.2438	2.1401	4.2685	4.3984	2.3216	26.3517			
	S	205.438	201.048	195.436	196.298	204.854	204.458	189.118	198.824	198.773			
51	T	2.3039	4.2603	4.4636	2.2597	2.1511	4.2524	4.3624	2.3040	26.3574			
	S	205.679	201.010	193.230	194.917	203.807	205.232	190.679	200.343	198.730			
52	T	2.2844	4.2470	4.4412	2.2464	2.1373	4.3197	4.4836	2.3360	26.4956			
	S	207.435	201.640	194.204	196.071	205.123	202.034	185.525	197.599	197.693			
53	T	2.3009	4.3035	4.6972	2.3222	2.1830	4.3918	4.5279	2.3638	27.0903			
	S	205.947	198.992	183.620	189.671	200.829	198.717	183.709	195.275	193.353			
54	T	2.3282	4.3362	4.5656	2.2908	2.1712	4.3458	4.5853	2.3966	27.0197			
	S	203.532	197.492	188.913	192.271	201.920	200.821	181.410	192.602	193.859			
55	T	2.3572	4.3498	4.6004	2.3196	2.1968	4.3961	4.5542	2.3795	27.1536			
	S	201.028	196.874	187.484	189.884	199.567	198.523	182.649	193.987	192.903			
56	T	2.3335	4.3317	4.6649	2.3710	2.2391	4.6064	4.7078	2.4315	27.6859			
	S	203.070	197.697	184.891	185.767	195.797	189.460	176.689	189.838	189.194			
57	T	2.3895	4.6159	4.8538	2.4795	2.8380	7.0526			40.7712	26.7475		33.4671
	S	198.311	185.525	177.696	177.638	154.478	123.745			128.473	33.597		139.880

Event: Firestone 600
Track: Texas Motor Speedway
Report: Section Data Report
Session: Race

Round 8
1.455 mile(s)
Verizon INDYCAR Series
June 7, 2014



Section Data for Car 14 - Sato, Takuma

Lap	T/S	SF to T1	T1 to SS1	SS1 to T2	T2 to BS	BS to T3	T3 to SS2	SS2 to T4	T4 to SF	Lap	PI to PO	PO to SF	SF to PI
58	T			6.3409	2.7993	2.4788	4.5681	4.3973	2.3055	51.9142		32.4708	
	S			136.022	157.345	176.863	191.048	189.166	200.213	100.897		143.689	
59	T	2.2852	4.2082	4.2295	2.1406	2.0658	4.0797	4.1415	2.2172	25.3677			
	S	207.362	203.499	203.925	205.762	212.222	213.919	200.849	208.186	206.483			
60	T	2.2226	4.1007	4.1173	2.1075	2.0453	4.0518	4.1373	2.2155	24.9980			
	S	213.202	208.834	209.482	208.994	214.350	215.392	201.053	208.346	209.537			
61	T	2.2255	4.1146	4.1550	2.1138	2.0430	4.0761	4.1571	2.2190	25.1041			
	S	212.925	208.128	207.581	208.371	214.591	214.108	200.096	208.018	208.651			
62	T	2.2262	4.1879	4.2345	2.1449	2.0615	4.1365	4.2462	2.2520	25.4897			
	S	212.858	204.485	203.684	205.350	212.665	210.982	195.897	204.969	205.495			
63	T	2.2398	4.1522	4.2271	2.1400	2.0578	4.1235	4.1908	2.2393	25.3705			
	S	211.565	206.243	204.041	205.820	213.047	211.647	198.487	206.132	206.460			
64	T	2.2338	4.1357	4.2325	2.1468	2.0652	4.1236	4.2602	2.2608	25.4586			
	S	212.133	207.066	203.780	205.168	212.284	211.642	195.253	204.171	205.746			
65	T	2.2530	4.1256	4.2088	2.1452	2.0636	4.1026	4.1836	2.2281	25.3105			
	S	210.326	207.573	204.928	205.321	212.449	212.725	198.828	207.168	206.950			
66	T	2.2310	4.1149	4.2663	2.1666	2.0826	4.1710	4.2406	2.2562	25.5292			
	S	212.400	208.113	202.166	203.293	210.510	209.237	196.156	204.588	205.177			
67	T	2.2556	4.1420	4.2415	2.1488	2.0683	4.1196	4.1843	2.2333	25.3934			
	S	210.083	206.751	203.348	204.977	211.966	211.848	198.795	206.686	206.274			
68	T	2.2400	4.1275	4.2283	2.1493	2.0736	4.1347	4.2590	2.2640	25.4764			
	S	211.546	207.478	203.983	204.929	211.424	211.074	195.308	203.883	205.602			
69	T	2.2588	4.1663	4.2368	2.1555	2.0711	4.1307	4.2180	2.2427	25.4799			
	S	209.786	205.545	203.573	204.340	211.679	211.278	197.207	205.819	205.574			
70	T	2.2395	4.1672	4.2514	2.1608	2.0753	4.1475	4.2390	2.2566	25.5373			
	S	211.593	205.501	202.874	203.839	211.251	210.422	196.230	204.551	205.112			
71	T	2.2558	4.1750	4.2815	2.1751	2.0877	4.1310	4.2237	2.2533	25.5831			
	S	210.065	205.117	201.448	202.499	209.996	211.263	196.941	204.851	204.745			
72	T	2.2500	4.1911	4.3056	2.1747	2.0865	4.1386	4.2522	2.2563	25.6550			
	S	210.606	204.329	200.321	202.536	210.117	210.875	195.621	204.579	204.171			
73	T	2.2563	4.2046	4.2854	2.1776	2.0915	4.1416	4.2210	2.2488	25.6268			
	S	210.018	203.673	201.265	202.266	209.615	210.722	197.067	205.261	204.395			
74	T	2.2476	4.1691	4.3064	2.1841	2.0954	4.1379	4.2460	2.2530	25.6395			
	S	210.831	205.407	200.283	201.664	209.225	210.911	195.906	204.878	204.294			
75	T	2.2525	4.1830	4.3064	2.1820	2.0915	4.1664	4.3061	2.2789	25.7668			
	S	210.372	204.725	200.283	201.858	209.615	209.468	193.172	202.550	203.285			
76	T	2.2745	4.2079	4.2971	2.1769	2.0948	4.1757	4.2584	2.2641	25.7494			
	S	208.337	203.513	200.717	202.331	209.284	209.001	195.336	203.874	203.422			

Event: Firestone 600
Track: Texas Motor Speedway
Report: Section Data Report
Session: Race

Round 8
1.455 mile(s)
Verizon INDYCAR Series
June 7, 2014



Section Data for Car 14 - Sato, Takuma

Lap	T/S	SF to T1	T1 to SS1	SS1 to T2	T2 to BS	BS to T3	T3 to SS2	SS2 to T4	T4 to SF	Lap	PI to PO	PO to SF	SF to PI
77	T	2.2594	4.1952	4.3443	2.1926	2.0991	4.2039	4.3017	2.2826	25.8788			
	S	209.730	204.129	198.536	200.882	208.856	207.599	193.370	202.222	202.405			
78	T	2.2762	4.2097	4.3136	2.1982	2.1048	4.2017	4.3230	2.2839	25.9111			
	S	208.182	203.426	199.949	200.371	208.290	207.708	192.417	202.106	202.153			
79	T	2.2732	4.2080	4.2944	2.1785	2.0905	4.1793	4.2940	2.2740	25.7919			
	S	208.457	203.508	200.843	202.182	209.715	208.821	193.716	202.986	203.087			
80	T	2.2606	4.1811	4.3580	2.2064	2.1120	4.2093	4.3173	2.2820	25.9267			
	S	209.619	204.818	197.912	199.626	207.580	207.333	192.671	202.275	202.031			
81	T	2.2685	4.2193	4.3758	2.2073	2.1098	4.2145	4.3188	2.2919	26.0059			
	S	208.889	202.963	197.107	199.544	207.797	207.077	192.604	201.401	201.416			
82	T	2.2861	4.2800	4.3737	2.2059	2.1065	4.2186	4.3162	2.2836	26.0706			
	S	207.280	200.085	197.201	199.671	208.122	206.876	192.720	202.133	200.916			
83	T	2.2657	4.2180	4.3602	2.2012	2.1094	4.2028	4.2711	2.2757	25.9041			
	S	209.147	203.026	197.812	200.097	207.836	207.654	194.755	202.835	202.207			
84	T	2.2705	4.1698	4.3374	2.1991	2.1091	4.1553	4.2424	2.2657	25.7493			
	S	208.705	205.373	198.852	200.289	207.865	210.028	196.073	203.730	203.423			
85	T	2.2585	4.1503	4.3003	2.1862	2.1006	4.1521	4.2490	2.2697	25.6667			
	S	209.813	206.338	200.567	201.470	208.707	210.189	195.768	203.371	204.078			
86	T	2.2631	4.1784	4.3303	2.2026	2.1153	4.2286	4.3897	2.3269	26.0349			
	S	209.387	204.950	199.178	199.970	207.256	206.387	189.493	198.372	201.191			
87	T	2.3079	4.2543	4.4116	2.2427	2.1462	4.2529	4.3778	2.3225	26.3159			
	S	205.322	201.294	195.507	196.395	204.272	205.208	190.008	198.747	199.043			
88	T	2.3109	4.2640	4.4044	2.2431	2.1458	4.2335	4.3578	2.3111	26.2706			
	S	205.056	200.836	195.827	196.360	204.310	206.148	190.880	199.728	199.386			
89	T	2.3007	4.2433	4.3831	2.2268	2.1345	4.2072	4.3491	2.3080	26.1527			
	S	205.965	201.815	196.779	197.797	205.392	207.437	191.262	199.996	200.285			
90	T	2.3006	4.2592	4.4478	2.2677	2.1751	4.5077	4.5130	2.3553	26.8264			
	S	205.974	201.062	193.916	194.230	201.558	193.608	184.316	195.980	195.255			
91	T	2.3349	4.3437	4.5557	2.3157	2.6150	6.7078			39.0065	26.8232		31.7093
	S	202.948	197.151	189.323	190.204	167.652	130.106			134.285	33.502		147.634
92	T			6.1055	2.7548	2.4717	4.6260	4.4350	2.3078	51.5054		31.9794	
	S			141.266	159.886	177.371	188.657	187.558	200.013	101.698		145.896	
93	T	2.2971	4.2139	4.2598	2.1530	2.0746	4.1356	4.2340	2.2332	25.6012			
	S	206.288	203.224	202.474	204.577	211.322	211.028	196.462	206.695	204.600			
94	T	2.2360	4.1956	4.3139	2.1711	2.0922	4.1435	4.2359	2.2340	25.6222			
	S	211.925	204.110	199.935	202.872	209.545	210.626	196.373	206.621	204.432			
95	T	2.2558	4.1166	4.1366	2.1145	2.0509	4.0256	4.0975	2.1962	24.9937			
	S	210.065	208.027	208.505	208.302	213.764	216.794	203.006	210.177	209.573			

Event: Firestone 600
Track: Texas Motor Speedway
Report: Section Data Report
Session: Race

Round 8
1.455 mile(s)
Verizon INDYCAR Series
June 7, 2014



Section Data for Car 14 - Sato, Takuma

Lap	T/S	SF to T1	T1 to SS1	SS1 to T2	T2 to BS	BS to T3	T3 to SS2	SS2 to T4	T4 to SF	Lap	PI to PO	PO to SF	SF to PI
96	T	2.2179	4.0795	4.0966	2.1087	2.0515	4.0270	4.1169	2.1956	24.8937			
	S	213.654	209.919	210.540	208.875	213.702	216.719	202.050	210.235	210.415			
97	T	2.2101	4.0812	4.1693	2.1243	2.0549	4.0937	4.1841	2.2266	25.1442			
	S	214.408	209.831	206.869	207.341	213.348	213.188	198.805	207.308	208.318			
98	T	2.2275	4.1282	4.4017	2.1987	2.1100	4.1205	4.1929	2.2363	25.6158			
	S	212.733	207.442	195.947	200.325	207.777	211.801	198.387	206.408	204.483			
99	T	2.2422	4.1483	4.2607	2.1581	2.0807	4.1786	4.2564	2.2508	25.5758			
	S	211.339	206.437	202.432	204.094	210.703	208.856	195.428	205.079	204.803			
100	T	2.2495	4.1251	4.1387	2.1177	2.0544	4.0648	4.1347	2.2153	25.1002			
	S	210.653	207.598	208.399	207.987	213.400	214.704	201.180	208.365	208.684			
101	T	2.2280	4.0915	4.1312	2.1150	2.0518	4.0376	4.1173	2.2068	24.9792			
	S	212.686	209.303	208.777	208.253	213.670	216.150	202.030	209.168	209.694			
102	T	2.2225	4.1011	4.1192	2.1092	2.0497	4.0408	4.1258	2.2136	24.9819			
	S	213.212	208.813	209.385	208.825	213.889	215.979	201.614	208.525	209.672			
103	T	2.2248	4.0979	4.1139	2.1091	2.0479	4.0761	4.1368	2.2124	25.0189			
	S	212.992	208.976	209.655	208.835	214.077	214.108	201.078	208.638	209.362			
104	T	2.2252	4.0981	4.1346	2.1192	2.0528	4.0580	4.1431	2.2142	25.0452			
	S	212.953	208.966	208.605	207.840	213.566	215.063	200.772	208.468	209.142			
105	T	2.2215	4.0926	4.1270	2.1183	2.0504	4.0849	4.1714	2.2297	25.0958			
	S	213.308	209.247	208.990	207.928	213.816	213.647	199.410	207.019	208.720			
106	T	2.2349	4.1040	4.1595	2.1167	2.0513	4.1183	4.1816	2.2241	25.1904			
	S	212.029	208.666	207.357	208.085	213.723	211.914	198.923	207.541	207.936			
107	T	2.2331	4.1263	4.1778	2.1237	2.0550	4.1440	4.2229	2.2426	25.3254			
	S	212.200	207.538	206.448	207.400	213.338	210.600	196.978	205.828	206.828			
108	T	2.2458	4.1502	4.2330	2.1390	2.0650	4.1390	4.2184	2.2319	25.4223			
	S	211.000	206.343	203.756	205.916	212.305	210.855	197.188	206.815	206.040			
109	T	2.2363	4.1697	4.2661	2.1391	2.0634	4.1516	4.2596	2.2678	25.5536			
	S	211.896	205.378	202.175	205.906	212.469	210.215	195.281	203.541	204.981			
110	T	2.2682	4.2056	4.4437	2.2769	2.1579	4.2832	4.4478	2.3329	26.4162			
	S	208.916	203.625	194.095	193.445	203.165	203.756	187.018	197.861	198.287			
111	T	2.3057	4.2708	4.4321	2.2311	2.1313	4.1756	4.2445	2.2455	26.0366			
	S	205.518	200.516	194.603	197.416	205.700	209.006	195.976	205.563	201.178			
112	T	2.2446	4.1470	4.3029	2.1862	2.0964	4.1582	4.2446	2.2510	25.6309			
	S	211.113	206.502	200.446	201.470	209.125	209.881	195.971	205.060	204.363			
113	T	2.2485	4.1658	4.3022	2.1609	2.0769	4.1266	4.2310	2.2376	25.5495			
	S	210.747	205.570	200.479	203.829	211.088	211.488	196.601	206.288	205.014			
114	T	2.2370	4.1395	4.3005	2.1868	2.0976	4.1379	4.2498	2.2558	25.6049			
	S	211.830	206.876	200.558	201.415	209.005	210.911	195.731	204.624	204.570			

Event: Firestone 600
Track: Texas Motor Speedway
Report: Section Data Report
Session: Race

Round 8
1.455 mile(s)
Verizon INDYCAR Series
June 7, 2014



Section Data for Car 14 - Sato, Takuma

Lap	T/S	SF to T1	T1 to SS1	SS1 to T2	T2 to BS	BS to T3	T3 to SS2	SS2 to T4	T4 to SF	Lap	PI to PO	PO to SF	SF to PI
115	T	2.2428	4.1330	4.4274	2.2375	2.1325	4.2891	4.3382	2.2701	26.0706			
	S	211.282	207.201	194.810	196.851	205.585	203.476	191.743	203.335	200.916			
116	T	2.2506	4.1708	4.4102	2.2127	2.1165	4.1701	4.2613	2.2543	25.8465			
	S	210.550	205.324	195.569	199.058	207.139	209.282	195.203	204.760	202.658			
117	T	2.2394	4.1335	4.3510	2.2022	2.1058	4.1552	4.2367	2.2460	25.6698			
	S	211.603	207.176	198.230	200.007	208.191	210.033	196.336	205.517	204.053			
118	T	2.2374	4.1676	4.3520	2.1722	2.0837	4.2352	4.3298	2.2634	25.8413			
	S	211.792	205.481	198.185	202.769	210.399	206.065	192.115	203.937	202.699			
119	T	2.2805	4.9268	6.0400	3.3273	3.6428	7.9975	12.8150	5.0403	46.0702			
	S	207.789	173.817	142.798	132.376	120.349	109.125	64.910	91.580	113.696			
120	T	4.3587	8.6434	8.7760	4.1746	4.5577	9.8043	11.9874	5.5225	57.8246			
	S	108.717	99.077	98.279	105.508	96.191	89.015	69.391	83.584	90.584			
121	T	5.6114	10.6777	10.0484	5.1890	5.2900	12.4637	12.2557	5.1283	66.6642			
	S	84.447	80.201	85.835	84.882	82.875	70.022	67.872	90.009	78.573			
122	T	5.5941	12.7572	11.0219	5.1427	4.7151	11.2473	11.8055	4.9774	67.2612			
	S	84.708	67.128	78.253	85.647	92.980	77.594	70.460	92.737	77.876			
123	T	6.4533	10.8687	10.3901	5.3677	5.3306	11.2078	11.2855	5.6477	66.5514			
	S	73.430	78.792	83.012	82.056	82.244	77.868	73.707	81.731	78.706			
124	T	5.6925	10.1068	9.8403	4.4059	4.6457	11.1865	12.3380	5.9029	64.1186			
	S	83.244	84.731	87.650	99.969	94.369	78.016	67.419	78.197	81.692			
125	T	5.3298	10.1946	9.9721	5.1028	5.6170	12.3080	12.5673	5.3607	66.4523			
	S	88.908	84.002	86.491	86.316	78.050	70.907	66.189	86.106	78.823			
126	T	5.9316	11.1319	9.7053	5.3176	5.7797	11.7631	12.0795	5.7654	67.4741			
	S	79.888	76.929	88.869	82.830	75.853	74.192	68.862	80.062	77.630			
127	T	5.7989	10.8720	10.6007	5.3236	5.5874	12.6823	13.4054	5.7379	70.0082			
	S	81.716	78.768	81.363	82.736	78.464	68.815	62.051	80.446	74.820			
128	T	5.4991	10.1848	10.0049	5.0870	5.3893	10.8095	11.3757	4.9341	63.2844			
	S	86.171	84.083	86.208	86.584	81.348	80.737	73.122	93.551	82.769			
129	T	3.4599	5.4945	5.5225	2.7264	2.4781	5.1034			40.3929	29.0377		32.9921
	S	136.959	155.858	156.179	161.552	176.913	171.009			129.676	30.947		141.893
130	T			8.0750	3.6542	3.1892	6.3304	5.7973	2.8378	62.6619		41.0250	
	S			106.811	120.534	137.467	137.863	143.484	162.658	83.591		113.728	
131	T	2.8440	5.9911	5.3459	2.6460	2.7069	5.7004	8.6340	5.0341	38.9024			
	S	166.619	142.939	161.339	166.461	161.960	153.099	96.342	91.693	134.645			
132	T	5.3455	10.2129	11.4776	6.1105	5.1096	10.0730	10.4099	5.9457	64.6847			
	S	88.647	83.851	75.146	72.082	85.801	86.640	79.906	77.634	80.977			
133	T	5.9281	7.4933	8.5007	4.8828	3.2633	6.1954	6.1906	2.7380	45.1922			
	S	79.935	114.284	101.462	90.205	134.345	140.867	134.368	168.587	115.905			

Event: Firestone 600
Track: Texas Motor Speedway
Report: Section Data Report
Session: Race

Round 8
1.455 mile(s)
Verizon INDYCAR Series
June 7, 2014



Section Data for Car 14 - Sato, Takuma

Lap	T/S	SF to T1	T1 to SS1	SS1 to T2	T2 to BS	BS to T3	T3 to SS2	SS2 to T4	T4 to SF	Lap	PI to PO	PO to SF	SF to PI
134	T	2.5452	4.4240	4.2065	2.0937	2.0274	4.2202	4.1666	2.1782	25.8618			
	S	186.179	193.572	205.040	210.371	216.242	206.798	199.640	211.914	202.538			
135	T	2.1705	4.0413	4.0934	2.0715	2.0073	4.1860	4.2318	2.2150	25.0168			
	S	218.320	211.903	210.705	212.626	218.407	208.487	196.564	208.393	209.379			
136	T	2.2055	4.0363	4.0947	2.0851	2.0198	4.0452	4.1040	2.1904	24.7810			
	S	214.855	212.166	210.638	211.239	217.056	215.744	202.685	210.734	211.372			
137	T	2.1868	4.0420	4.1597	2.0969	2.0331	4.0543	4.0914	2.1728	24.8370			
	S	216.693	211.866	207.347	210.050	215.636	215.260	203.309	212.441	210.895			
138	T	2.1708	4.0200	4.1637	2.0972	2.0285	4.0818	4.1427	2.1905	24.8952			
	S	218.290	213.026	207.147	210.020	216.125	213.809	200.791	210.724	210.402			
139	T	2.1909	4.0781	4.1806	2.1256	2.0446	4.1110	4.1810	2.2239	25.1357			
	S	216.287	209.991	206.310	207.214	214.423	212.291	198.952	207.559	208.389			
140	T	2.2195	4.0986	4.1848	2.1261	2.0449	4.1827	4.2378	2.2245	25.3189			
	S	213.500	208.941	206.103	207.165	214.391	208.652	196.285	207.503	206.881			
141	T	2.2076	4.1368	4.2267	2.1382	2.0581	4.1100	4.1754	2.2096	25.2624			
	S	214.651	207.011	204.060	205.993	213.016	212.342	199.219	208.902	207.344			
142	T	2.2024	4.0959	4.2336	2.1439	2.0587	4.0417	4.1245	2.2281	25.1288			
	S	215.158	209.078	203.727	205.445	212.954	215.931	201.677	207.168	208.446			
143	T	2.2404	4.1007	4.2003	2.1512	2.0822	4.1078	4.1977	2.2324	25.3127			
	S	211.508	208.834	205.342	204.748	210.551	212.456	198.160	206.769	206.932			
144	T	2.2283	4.0880	4.2629	2.1734	2.0956	4.1668	4.2187	2.2416	25.4753			
	S	212.657	209.482	202.327	202.657	209.205	209.448	197.174	205.920	205.611			
145	T	2.2278	4.1425	4.2569	2.1514	2.0639	4.1404	4.1909	2.2158	25.3896			
	S	212.705	206.726	202.612	204.729	212.418	210.783	198.482	208.318	206.305			
146	T	2.2151	4.1333	4.2413	2.1583	2.0914	4.1376	4.2102	2.2420	25.4292			
	S	213.924	207.186	203.357	204.075	209.625	210.926	197.572	205.884	205.984			
147	T	2.2434	4.1081	4.1870	2.1345	2.0571	4.1144	4.1717	2.2195	25.2357			
	S	211.226	208.457	205.995	206.350	213.120	212.115	199.395	207.971	207.563			
148	T	2.2169	4.1054	4.2596	2.1574	2.0751	4.1130	4.2490	2.2520	25.4284			
	S	213.751	208.594	202.484	204.160	211.271	212.188	195.768	204.969	205.990			
149	T	2.2437	4.1541	4.2181	2.1452	2.0665	4.1692	4.2639	2.2596	25.5203			
	S	211.197	206.149	204.476	205.321	212.151	209.327	195.084	204.280	205.248			
150	T	2.2472	4.1513	4.2313	2.1501	2.0683	4.1751	4.2933	2.2653	25.5819			
	S	210.868	206.288	203.838	204.853	211.966	209.031	193.748	203.766	204.754			
151	T	2.2511	4.1774	4.2349	2.1330	2.0587	4.1658	4.2358	2.2417	25.4984			
	S	210.503	204.999	203.665	206.495	212.954	209.498	196.378	205.911	205.425			
152	T	2.2436	4.1736	4.2633	2.1410	2.0622	4.2102	4.3995	2.3056	25.7990			
	S	211.207	205.186	202.308	205.724	212.593	207.289	189.071	200.204	203.031			

Event: Firestone 600
 Track: Texas Motor Speedway
 Report: Section Data Report
 Session: Race

Round 8
 1.455 mile(s)
 Verizon INDYCAR Series
 June 7, 2014



Section Data for Car 14 - Sato, Takuma

Lap	T/S	SF to T1	T1 to SS1	SS1 to T2	T2 to BS	BS to T3	T3 to SS2	SS2 to T4	T4 to SF	Lap	PI to PO	PO to SF	SF to PI
153	T	2.2846	4.2077	4.2979	2.1516	2.0706	4.1666	4.2618	2.2625	25.7033			
	S	207.416	203.523	200.679	204.710	211.730	209.458	195.180	204.018	203.787			
154	T	2.2468	4.2385	4.3699	2.1728	2.0883	4.1623	4.2412	2.2571	25.7769			
	S	210.906	202.044	197.373	202.713	209.936	209.674	196.128	204.506	203.205			
155	T	2.2484	4.1321	4.2022	2.1439	2.0689	4.1977	4.4163	2.3083	25.7178			
	S	210.756	207.247	205.250	205.445	211.904	207.906	188.352	199.970	203.672			
156	T	2.2854	4.1816	4.2205	2.1518	2.0713	4.1768	4.2986	2.2732	25.6592			
	S	207.344	204.793	204.360	204.691	211.659	208.946	193.509	203.058	204.137			
157	T	2.2590	4.1407	4.2193	2.1495	2.0723	4.2003	4.4238	2.3662	25.8311			
	S	209.767	206.816	204.418	204.910	211.557	207.777	188.033	195.077	202.779			
158	T	2.3275	4.2216	4.2259	2.1516	2.0874	4.3754	4.5062	2.3351	26.2307			
	S	203.593	202.853	204.099	204.710	210.026	199.462	184.594	197.675	199.690			
159	T	2.3012	4.2078	4.2487	2.1712	2.0967	4.2141	4.3480	2.2969	25.8846			
	S	205.920	203.518	203.003	202.862	209.095	207.097	191.311	200.963	202.360			
160	T	2.2662	4.2016	4.3717	2.2008	2.1115	4.1927	4.3064	2.2777	25.9286			
	S	209.101	203.818	197.292	200.134	207.629	208.154	193.159	202.657	202.016			
161	T	2.2638	4.2489	4.3614	2.2042	2.1102	4.1650	4.2350	2.2447	25.8332			
	S	209.322	201.549	197.758	199.825	207.757	209.538	196.415	205.636	202.762			
162	T	2.2402	4.1482	4.3423	2.2225	2.1165	4.2954	4.4899	2.3131	26.1681			
	S	211.527	206.442	198.627	198.180	207.139	203.177	185.264	199.555	200.167			
163	T	2.2904	4.2177	4.3531	2.2258	2.1400	4.1935	4.2598	2.2613	25.9416			
	S	206.891	203.040	198.135	197.886	204.864	208.114	195.272	204.126	201.915			
164	T	2.2549	4.1571	4.3081	2.1905	2.1029	4.1730	4.2809	2.2720	25.7394			
	S	210.148	206.000	200.204	201.075	208.478	209.137	194.309	203.165	203.501			
165	T	2.2620	4.1909	4.2777	2.1720	2.0901	4.1502	4.2901	2.2687	25.7017			
	S	209.489	204.339	201.627	202.788	209.755	210.286	193.892	203.461	203.800			
166	T	2.2578	4.1520	4.2697	2.1627	2.0849	4.1351	4.2458	2.2585	25.5665			
	S	209.878	206.253	202.005	203.660	210.278	211.053	195.916	204.379	204.877			
167	T	2.2493	4.1221	4.3087	2.1990	2.1077	4.1611	4.2590	2.2556	25.6625			
	S	210.672	207.749	200.176	200.298	208.004	209.735	195.308	204.642	204.111			
168	T	2.2449	4.1589	4.3554	2.2198	2.1318	4.4460	4.4442	2.3091	26.3101			
	S	211.085	205.911	198.030	198.421	205.652	196.295	187.169	199.901	199.087			
169	T	2.2843	4.2241	4.3704	2.2010	2.1105	4.2192	4.3708	2.2965	26.0768			
	S	207.444	202.733	197.350	200.116	207.728	206.847	190.313	200.998	200.868			
170	T	2.2816	4.1693	4.3903	2.2368	2.1395	4.2190	4.3243	2.2867	26.0475			
	S	207.689	205.397	196.456	196.913	204.912	206.856	192.359	201.859	201.094			
171	T	2.2770	4.1818	4.3739	2.2186	2.4564	6.3404			37.2783	26.7521		29.9699
	S	208.109	204.783	197.192	198.528	178.476	137.645			140.511	33.591		156.202

Event: Firestone 600
Track: Texas Motor Speedway
Report: Section Data Report
Session: Race

Round 8
1.455 mile(s)
Verizon INDYCAR Series
June 7, 2014



Section Data for Car 14 - Sato, Takuma

Lap	T/S	SF to T1	T1 to SS1	SS1 to T2	T2 to BS	BS to T3	T3 to SS2	SS2 to T4	T4 to SF	Lap	PI to PO	PO to SF	SF to PI
172	T			6.0677	2.7353	2.4625	4.5680	4.3832	2.2863	50.9447		31.5010	
	S			142.146	161.026	178.034	191.052	189.774	201.894	102.817		148.112	
173	T	2.2711	4.1349	4.0977	2.1037	2.0518	4.0313	4.1218	2.2107	25.0230			
	S	208.649	207.106	210.484	209.371	213.670	216.488	201.809	208.799	209.327			
174	T	2.2180	4.0973	4.1549	2.1187	2.0505	4.0615	4.1335	2.1922	25.0266			
	S	213.645	209.007	207.586	207.889	213.806	214.878	201.238	210.561	209.297			
175	T	2.2015	4.0218	4.1603	2.1224	2.0552	4.0196	4.0753	2.1790	24.8351			
	S	215.246	212.930	207.317	207.527	213.317	217.118	204.112	211.836	210.911			
176	T	2.1987	4.0306	4.1202	2.1135	2.0491	4.0564	4.1505	2.2180	24.9370			
	S	215.520	212.466	209.334	208.401	213.952	215.148	200.414	208.111	210.049			
177	T	2.2204	4.0918	4.1139	2.1077	2.0455	4.0658	4.1305	2.2127	24.9883			
	S	213.414	209.288	209.655	208.974	214.329	214.651	201.384	208.610	209.618			
178	T	2.2190	4.1102	4.1293	2.1041	2.0443	4.0670	4.1338	2.2092	25.0169			
	S	213.548	208.351	208.873	209.332	214.454	214.587	201.224	208.940	209.378			
179	T	2.2174	4.0975	4.1369	2.1014	2.0442	4.0674	4.1323	2.2061	25.0032			
	S	213.702	208.997	208.489	209.601	214.465	214.566	201.297	209.234	209.493			
180	T	2.2170	4.1069	4.1538	2.1147	2.0506	4.0536	4.1222	2.1985	25.0173			
	S	213.741	208.518	207.641	208.282	213.796	215.297	201.790	209.957	209.375			
181	T	2.2096	4.1131	4.0908	2.0972	2.0450	4.0708	4.1384	2.1998	24.9647			
	S	214.457	208.204	210.839	210.020	214.381	214.387	201.000	209.833	209.816			
182	T	2.2093	4.1144	4.1538	2.1185	2.0488	4.1065	4.1624	2.2095	25.1232			
	S	214.486	208.138	207.641	207.909	213.983	212.523	199.841	208.912	208.493			
183	T	2.2176	4.1217	4.2958	2.1789	2.0859	4.1687	4.2198	2.2343	25.5227			
	S	213.683	207.770	200.778	202.145	210.177	209.352	197.123	206.593	205.229			
184	T	2.2416	4.1269	4.1932	2.1239	2.0520	4.1062	4.1742	2.2196	25.2376			
	S	211.395	207.508	205.690	207.380	213.650	212.539	199.276	207.961	207.547			
185	T	2.2269	4.1344	4.2181	2.1499	2.0678	4.2219	4.3348	2.2665	25.6203			
	S	212.791	207.131	204.476	204.872	212.017	206.714	191.893	203.658	204.447			
186	T	2.2556	4.1411	4.2228	2.1499	2.0789	4.1274	4.2384	2.2575	25.4716			
	S	210.083	206.796	204.248	204.872	210.885	211.447	196.258	204.470	205.641			
187	T	2.2532	4.2229	4.4042	2.2214	2.1287	4.1480	4.1862	2.2172	25.7818			
	S	210.307	202.790	195.836	198.278	205.952	210.397	198.705	208.186	203.167			
188	T	2.2266	4.1309	4.2477	2.1566	2.0775	4.1390	4.2465	2.2540	25.4788			
	S	212.819	207.307	203.051	204.236	211.027	210.855	195.883	204.787	205.583			
189	T	2.2439	4.1405	4.2291	2.1555	2.0736	4.1488	4.2512	2.2486	25.4912			
	S	211.179	206.826	203.944	204.340	211.424	210.357	195.667	205.279	205.483			
190	T	2.2414	4.1341	4.2343	2.1514	2.0697	4.1118	4.1957	2.2269	25.3653			
	S	211.414	207.146	203.694	204.729	211.823	212.249	198.255	207.280	206.503			

Event: Firestone 600
 Track: Texas Motor Speedway
 Report: Section Data Report
 Session: Race

Round 8
 1.455 mile(s)
 Verizon INDYCAR Series
 June 7, 2014



Section Data for Car 14 - Sato, Takuma

Lap	T/S	SF to T1	T1 to SS1	SS1 to T2	T2 to BS	BS to T3	T3 to SS2	SS2 to T4	T4 to SF	Lap	PI to PO	PO to SF	SF to PI
191	T	2.2294	4.1410	4.2175	2.1412	2.0649	4.0981	4.1794	2.2242	25.2957			
	S	212.552	206.801	204.505	205.705	212.315	212.959	199.028	207.531	207.071			
192	T	2.2319	4.1264	4.2467	2.1518	2.0597	4.0689	4.1730	2.2247	25.2831			
	S	212.314	207.533	203.099	204.691	212.851	214.487	199.333	207.485	207.174			
193	T	2.2311	4.0979	4.2164	2.1498	2.0763	4.0863	4.2423	2.2498	25.3499			
	S	212.390	208.976	204.558	204.882	211.149	213.574	196.077	205.170	206.628			
194	T	2.2538	4.1048	4.2172	2.1499	2.0783	4.1187	4.2420	2.2454	25.4101			
	S	210.251	208.625	204.520	204.872	210.946	211.894	196.091	205.572	206.139			
195	T	2.2435	4.1057	4.3091	2.1928	2.1087	4.1446	4.2434	2.2518	25.5996			
	S	211.216	208.579	200.158	200.864	207.905	210.570	196.026	204.988	204.613			
196	T	2.2485	4.1172	4.2682	2.1775	2.0950	4.1978	4.2532	2.2498	25.6072			
	S	210.747	207.997	202.076	202.275	209.264	207.901	195.575	205.170	204.552			
197	T	2.2557	4.1574	4.2793	2.1651	2.0868	4.1432	4.2385	2.2546	25.5806			
	S	210.074	205.985	201.552	203.434	210.087	210.641	196.253	204.733	204.765			
198	T	2.2474	4.1412	4.3778	2.2169	2.1181	4.1686	4.2771	2.2583	25.8054			
	S	210.850	206.791	197.017	198.680	206.982	209.357	194.482	204.398	202.981			
199	T	2.2451	4.1586	4.3600	2.2152	2.1191	4.1960	4.3214	2.2810	25.8964			
	S	211.066	205.926	197.821	198.833	206.885	207.990	192.488	202.363	202.267			
200	T	2.2628	4.1926	4.4131	2.2383	2.1359	4.2105	4.3324	2.2951	26.0807			
	S	209.415	204.256	195.441	196.781	205.257	207.274	191.999	201.120	200.838			
201	T	2.2749	4.1995	4.3434	2.2088	2.1180	4.1670	4.2757	2.2633	25.8506			
	S	208.301	203.920	198.577	199.409	206.992	209.438	194.545	203.946	202.626			
202	T	2.2511	4.1323	4.2864	2.1710	2.0876	4.1773	4.4240	2.3150	25.8447			
	S	210.503	207.237	201.218	202.881	210.006	208.921	188.024	199.391	202.672			
203	T	2.2893	4.1800	4.2977	2.1779	2.0974	4.1509	4.3111	2.2750	25.7793			
	S	206.991	204.872	200.689	202.238	209.025	210.250	192.948	202.897	203.186			
204	T	2.2606	4.1668	4.3552	2.2220	2.1308	4.2010	4.3138	2.2695	25.9197			
	S	209.619	205.521	198.039	198.224	205.749	207.743	192.827	203.389	202.086			
205	T	2.2576	4.1309	4.3927	2.2283	2.1344	4.2170	4.3325	2.2859	25.9793			
	S	209.897	207.307	196.348	197.664	205.402	206.955	191.995	201.930	201.622			
206	T	2.2713	4.2025	4.3298	2.1978	2.1119	4.1764	4.2922	2.2722	25.8541			
	S	208.631	203.775	199.201	200.407	207.590	208.966	193.798	203.147	202.598			
207	T	2.2648	4.1588	4.2755	2.1696	2.0902	4.1469	4.3023	2.2875	25.6956			
	S	209.230	205.916	201.731	203.012	209.745	210.453	193.343	201.788	203.848			
208	T	2.2764	4.1731	4.3389	2.1990	2.1133	4.2008	4.3698	2.3125	25.9838			
	S	208.164	205.210	198.783	200.298	207.452	207.753	190.356	199.607	201.587			
209	T	2.2897	4.1965	4.3876	2.2263	2.1309	4.2028	4.3669	2.3026	26.1033			
	S	206.954	204.066	196.577	197.842	205.739	207.654	190.483	200.465	200.664			

Event: Firestone 600
 Track: Texas Motor Speedway
 Report: Section Data Report
 Session: Race

Round 8
 1.455 mile(s)
 Verizon INDYCAR Series
 June 7, 2014



Section Data for Car 14 - Sato, Takuma

Lap	T/S	SF to T1	T1 to SS1	SS1 to T2	T2 to BS	BS to T3	T3 to SS2	SS2 to T4	T4 to SF	Lap	PI to PO	PO to SF	SF to PI
210	T	2.2857	4.2726	4.5355	2.3022	2.6414	6.2721			37.5776	26.6942		30.2773
	S	207.317	200.432	190.166	191.319	165.976	139.144			139.392	33.664		154.616
211	T			5.8176	2.6293	2.4026	4.4334	4.2732	2.2658	50.2212		30.8273	
	S			148.257	167.518	182.473	196.853	194.659	203.721	104.299		151.349	
212	T	2.2672	4.1400	4.1312	2.1028	2.0481	4.0227	4.0807	2.1987	24.9914			
	S	209.008	206.851	208.777	209.461	214.056	216.951	203.842	209.938	209.592			
213	T	2.2245	4.0966	4.0584	2.0907	2.0441	4.0252	4.0836	2.1945	24.8176			
	S	213.020	209.043	212.522	210.673	214.475	216.816	203.697	210.340	211.060			
214	T	2.2163	4.1456	4.2673	2.1428	2.0709	4.0548	4.1117	2.1997	25.2091			
	S	213.808	206.572	202.118	205.551	211.700	215.233	202.305	209.843	207.782			
215	T	2.2169	4.0973	4.1208	2.1049	2.0486	3.9999	4.0862	2.1969	24.8715			
	S	213.751	209.007	209.304	209.252	214.004	218.187	203.568	210.110	210.602			
216	T	2.2154	4.0708	4.1101	2.1073	2.0488	4.0060	4.0963	2.2083	24.8630			
	S	213.895	210.367	209.849	209.014	213.983	217.855	203.066	209.025	210.674			
217	T	2.2196	4.0820	4.0790	2.1025	2.0407	4.0344	4.1224	2.2176	24.8982			
	S	213.491	209.790	211.449	209.491	214.833	216.321	201.780	208.149	210.377			
218	T	2.2273	4.1110	4.0835	2.1092	2.0455	4.0082	4.1072	2.2128	24.9047			
	S	212.752	208.310	211.216	208.825	214.329	217.735	202.527	208.600	210.322			
219	T	2.2279	4.1056	4.0931	2.1118	2.0485	4.0304	4.1173	2.2277	24.9623			
	S	212.695	208.584	210.720	208.568	214.015	216.536	202.030	207.205	209.836			
220	T	2.2409	4.1111	4.0835	2.1120	2.0510	4.0377	4.1367	2.2209	24.9938			
	S	211.461	208.305	211.216	208.549	213.754	216.145	201.083	207.840	209.572			
221	T	2.2370	4.1206	4.1072	2.1042	2.0461	4.0345	4.1141	2.2175	24.9812			
	S	211.830	207.825	209.997	209.322	214.266	216.316	202.187	208.158	209.678			
222	T	2.2275	4.1191	4.1085	2.1054	2.0477	4.0465	4.1124	2.2148	24.9819			
	S	212.733	207.901	209.931	209.202	214.098	215.675	202.271	208.412	209.672			
223	T	2.2287	4.0908	4.0815	2.1077	2.0469	4.0436	4.1302	2.2153	24.9447			
	S	212.619	209.339	211.319	208.974	214.182	215.829	201.399	208.365	209.984			
224	T	2.2286	4.1039	4.1195	2.1015	2.0420	4.0935	4.2010	2.2271	25.1171			
	S	212.628	208.671	209.370	209.591	214.696	213.198	198.005	207.261	208.543			
225	T	2.2332	4.1290	4.2260	2.1434	2.0645	4.1908	4.2581	2.2417	25.4867			
	S	212.190	207.402	204.094	205.493	212.356	208.248	195.350	205.911	205.519			
226	T	2.2410	4.1794	4.2389	2.1570	2.0788	4.1367	4.2572	2.2677	25.5567			
	S	211.452	204.901	203.473	204.198	210.895	210.972	195.391	203.550	204.956			
227	T	2.2607	4.1466	4.2654	2.1768	2.0902	4.1348	4.2949	2.2817	25.6511			
	S	209.609	206.522	202.208	202.340	209.745	211.069	193.676	202.301	204.202			
228	T	2.2703	4.1866	4.2648	2.1652	2.0858	4.1316	4.2740	2.2749	25.6532			
	S	208.723	204.549	202.237	203.424	210.188	211.232	194.623	202.906	204.185			

Event: Firestone 600
 Track: Texas Motor Speedway
 Report: Section Data Report
 Session: Race

Round 8
 1.455 mile(s)
 Verizon INDYCAR Series
 June 7, 2014



Section Data for Car 14 - Sato, Takuma

Lap	T/S	SF to T1	T1 to SS1	SS1 to T2	T2 to BS	BS to T3	T3 to SS2	SS2 to T4	T4 to SF	Lap	PI to PO	PO to SF	SF to PI
229	T	2.2662	4.1488	4.2417	2.1590	2.0795	4.1901	4.3472	2.2900	25.7225			
	S	209.101	206.412	203.338	204.009	210.824	208.283	191.346	201.568	203.635			
230	T	2.2776	4.1757	4.2673	2.1691	2.0885	4.1660	4.2354	2.2460	25.6256			
	S	208.054	205.083	202.118	203.059	209.916	209.488	196.397	205.517	204.405			
231	T	2.2385	4.1742	4.2964	2.1793	2.0889	4.1470	4.2685	2.2685	25.6613			
	S	211.688	205.156	200.749	202.108	209.876	210.448	194.874	203.478	204.121			
232	T	2.2579	4.1828	4.3973	2.2382	2.1290	4.3058	4.3758	2.2777	26.1645			
	S	209.869	204.735	196.143	196.790	205.923	202.686	190.095	202.657	200.195			
233	T	2.2679	4.1959	4.3652	2.2065	2.1198	4.4526	4.4266	2.2956	26.3301			
	S	208.944	204.095	197.585	199.617	206.816	196.004	187.914	201.076	198.936			
234	T	2.2864	4.3622	4.6861	2.3303	2.1948	4.4023	4.4856	2.3254	27.0731			
	S	207.253	196.315	184.055	189.012	199.749	198.243	185.442	198.500	193.476			
235	T	2.2998	4.2443	4.4310	2.2413	2.1320	4.2236	4.3109	2.2887	26.1716			
	S	206.046	201.768	194.651	196.517	205.633	206.631	192.957	201.683	200.141			
236	T	2.2810	4.1711	4.3039	2.1807	2.0950	4.1883	4.2825	2.2665	25.7690			
	S	207.744	205.309	200.400	201.979	209.264	208.373	194.237	203.658	203.267			
237	T	2.2399	4.1874	4.3855	2.2422	2.1570	4.2809	4.3811	2.3571	26.2311			
	S	211.556	204.510	196.671	196.439	203.249	203.865	189.865	195.830	199.687			
238	T	2.3830	4.4130	4.5376	2.3704	2.3337	4.6600	4.8492	2.8206	28.3675			
	S	198.852	194.055	190.078	185.814	187.860	187.281	171.537	163.650	184.648			
239	T	4.4352											
	S	106.842											

Event: Firestone 600
Track: Texas Motor Speedway
Report: Section Data Report
Session: Race

Round 8
1.455 mile(s)
Verizon INDYCAR Series
June 7, 2014



Section Data for Car 15 - Rahal, Graham

Lap	T/S	SF to T1	T1 to SS1	SS1 to T2	T2 to BS	BS to T3	T3 to SS2	SS2 to T4	T4 to SF	Lap	PI to PO	PO to SF	SF to PI
1	T	2.6207	4.8706	4.6025	2.2218	2.1238	4.3290	4.2619	2.2084	27.2387		86.0540	
	S	180.816	175.823	187.398	198.242	206.427	201.600	195.175	209.016	192.300		54.218	
2	T	2.1888	4.1155	4.4398	2.2090	2.1023	4.1588	4.2547	2.2405	25.7094			
	S	216.495	208.083	194.266	199.391	208.538	209.851	195.506	206.021	203.739			
3	T	2.2354	4.0814	4.1968	2.1365	2.0566	4.1068	4.2812	2.2443	25.3390			
	S	211.982	209.821	205.514	206.157	213.172	212.508	194.296	205.673	206.717			
4	T	2.2312	4.0764	4.2116	2.1590	2.0742	4.3067	4.4094	2.2617	25.7302			
	S	212.381	210.078	204.792	204.009	211.363	202.644	188.647	204.090	203.574			
5	T	2.2481	4.1583	4.4494	2.2025	2.2295	5.2836	5.9754	3.2670	29.8138			
	S	210.784	205.941	193.846	199.979	196.640	165.177	139.207	141.289	175.690			
6	T	3.3105	6.8656	8.3793	6.9739	7.3753	11.2843	11.2199	5.6966	61.1054			
	S	143.140	124.733	102.932	63.158	59.443	77.340	74.138	81.029	85.721			
7	T	5.8960	9.3719	9.8881	6.4568	6.4130	9.8017	9.5848	5.2548	62.6671			
	S	80.370	91.376	87.226	68.216	68.363	89.038	86.785	87.842	83.585			
8	T	5.4071	9.1680	9.6668	5.5138	4.8454	8.3643	8.0278	4.2600	55.2532			
	S	87.637	93.408	89.223	79.882	90.479	104.340	103.617	108.355	94.800			
9	T	4.3271	8.0072	8.7847	5.1538	5.0186	9.9204	8.9588	4.6299	54.8005			
	S	109.511	106.949	98.182	85.462	87.357	87.973	92.849	99.698	95.583			
10	T	4.9372	9.3203	9.1287	6.1673	4.3100	7.4972	8.5829	4.3983	54.3419			
	S	95.978	91.882	94.482	71.418	101.719	116.407	96.916	104.948	96.390			
11	T	5.6264	8.0696	8.6946	4.0233	3.2865	6.5577	6.0720	2.7169	45.0470			
	S	84.221	106.122	99.200	109.476	133.397	133.084	136.992	169.896	116.279			
12	T	2.5512	4.5324	4.4896	2.2004	2.0979	4.2786	4.3171	2.2387	26.7059			
	S	185.741	188.943	192.111	200.170	208.975	203.975	192.680	206.187	196.136			
13	T	2.2282	4.1514	4.4783	2.2385	2.1222	4.3385	4.3836	2.2584	26.1991			
	S	212.667	206.283	192.595	196.763	206.582	201.159	189.757	204.388	199.931			
14	T	2.2540	4.1607	4.3578	2.2042	2.0971	4.1967	4.2705	2.2440	25.7850			
	S	210.232	205.822	197.921	199.825	209.055	207.956	194.782	205.700	203.141			
15	T	2.2415	4.2066	4.5818	2.2671	2.1494	4.4666	4.4584	2.3044	26.6758			
	S	211.405	203.576	188.245	194.281	203.968	195.390	186.573	200.309	196.358			
16	T	2.2809	4.2455	4.4042	2.2141	2.1166	4.1567	4.2712	2.2467	25.9359			
	S	207.753	201.711	195.836	198.932	207.129	209.957	194.750	205.453	201.959			
17	T	2.2411	4.1386	4.3148	2.1755	2.0910	4.1454	4.3132	2.2607	25.6803			
	S	211.442	206.921	199.893	202.461	209.665	210.529	192.854	204.181	203.970			
18	T	2.2567	4.1386	4.3369	2.1995	2.1076	4.1284	4.3061	2.2570	25.7308			
	S	209.981	206.921	198.875	200.252	208.013	211.396	193.172	204.515	203.569			
19	T	2.2580	4.1441	4.3467	2.2020	2.1059	4.1401	4.3126	2.2597	25.7691			
	S	209.860	206.646	198.426	200.025	208.181	210.799	192.881	204.271	203.267			

Event: Firestone 600
Track: Texas Motor Speedway
Report: Section Data Report
Session: Race

Round 8
1.455 mile(s)
Verizon INDYCAR Series
June 7, 2014



Section Data for Car 15 - Rahal, Graham

Lap	T/S	SF to T1	T1 to SS1	SS1 to T2	T2 to BS	BS to T3	T3 to SS2	SS2 to T4	T4 to SF	Lap	PI to PO	PO to SF	SF to PI
20	T	2.2593	4.1547	4.4151	2.2434	2.1373	4.1911	4.3132	2.2571	25.9712			
	S	209.739	206.119	195.352	196.333	205.123	208.233	192.854	204.506	201.685			
21	T	2.2589	4.1647	4.3379	2.1864	2.0965	4.1354	4.2702	2.2489	25.6989			
	S	209.776	205.624	198.829	201.452	209.115	211.038	194.796	205.252	203.822			
22	T	2.2517	4.1489	4.3482	2.2048	2.1084	4.1449	4.2658	2.2480	25.7207			
	S	210.447	206.407	198.358	199.771	207.934	210.554	194.997	205.334	203.649			
23	T	2.2535	4.1612	4.3535	2.2274	2.1237	4.1377	4.2813	2.2523	25.7906			
	S	210.279	205.797	198.116	197.744	206.436	210.921	194.291	204.942	203.097			
24	T	2.2630	4.1843	4.3873	2.2470	2.1403	4.1461	4.2965	2.2607	25.9252			
	S	209.396	204.661	196.590	196.019	204.835	210.494	193.604	204.181	202.043			
25	T	2.2662	4.1873	4.4107	2.2146	2.1179	4.1572	4.3199	2.2691	25.9429			
	S	209.101	204.515	195.547	198.887	207.002	209.932	192.555	203.425	201.905			
26	T	2.2663	4.1862	4.3824	2.2154	2.1162	4.1503	4.3141	2.2671	25.8980			
	S	209.091	204.568	196.810	198.815	207.168	210.281	192.814	203.604	202.255			
27	T	2.2619	4.1694	4.3761	2.2142	2.1141	4.1475	4.3096	2.2631	25.8559			
	S	209.498	205.393	197.093	198.923	207.374	210.422	193.015	203.964	202.584			
28	T	2.2596	4.1841	4.4110	2.2388	2.1329	4.2138	4.3598	2.2807	26.0807			
	S	209.711	204.671	195.534	196.737	205.546	207.112	190.793	202.390	200.838			
29	T	2.2707	4.1924	4.4409	2.2528	2.1415	4.1741	4.3335	2.2680	26.0739			
	S	208.686	204.266	194.217	195.514	204.721	209.082	191.951	203.523	200.891			
30	T	2.2598	4.2045	4.4559	2.2653	2.1514	4.2465	4.4109	2.2949	26.2892			
	S	209.693	203.678	193.564	194.435	203.779	205.517	188.582	201.138	199.245			
31	T	2.2824	4.2247	4.4531	2.2406	2.1368	4.1899	4.3698	2.2836	26.1809			
	S	207.616	202.704	193.685	196.579	205.171	208.293	190.356	202.133	200.070			
32	T	2.2797	4.2070	4.4610	2.2830	2.1674	4.2518	4.3730	2.2853	26.3082			
	S	207.862	203.557	193.342	192.928	202.274	205.261	190.217	201.983	199.101			
33	T	2.2784	4.2285	4.4432	2.2327	2.1325	4.2268	4.3785	2.2845	26.2051			
	S	207.981	202.522	194.117	197.274	205.585	206.475	189.978	202.053	199.885			
34	T	2.2756	4.1947	4.4322	2.2432	2.1375	4.1830	4.3299	2.2728	26.0689			
	S	208.237	204.154	194.599	196.351	205.104	208.637	192.110	203.094	200.929			
35	T	2.2641	4.2168	4.4835	2.2530	2.1414	4.2242	4.3543	2.2812	26.2185			
	S	209.294	203.084	192.372	195.497	204.730	206.602	191.034	202.346	199.783			
36	T	2.2739	4.2180	4.4943	2.2599	2.1461	4.2231	4.4298	2.2980	26.3431			
	S	208.392	203.026	191.910	194.900	204.282	206.656	187.778	200.866	198.838			
37	T	2.2873	4.2197	4.4845	2.2579	2.1445	4.2461	4.4077	2.2911	26.3388			
	S	207.172	202.944	192.329	195.073	204.434	205.536	188.719	201.471	198.870			
38	T	2.2781	4.2421	4.5008	2.2617	2.1460	4.2261	4.4164	2.2919	26.3631			
	S	208.008	201.873	191.633	194.745	204.291	206.509	188.348	201.401	198.687			

Event: Firestone 600
Track: Texas Motor Speedway
Report: Section Data Report
Session: Race

Round 8
1.455 mile(s)
Verizon INDYCAR Series
June 7, 2014



Section Data for Car 15 - Rahal, Graham

Lap	T/S	SF to T1	T1 to SS1	SS1 to T2	T2 to BS	BS to T3	T3 to SS2	SS2 to T4	T4 to SF	Lap	PI to PO	PO to SF	SF to PI
39	T	2.2783	4.2519	4.5606	2.2965	2.2184	4.6691	4.5890	2.3637	27.2275			
	S	207.990	201.407	189.120	191.794	197.624	186.916	181.263	195.283	192.379			
40	T	2.3240	4.3141	4.6190	2.2966	2.1776	4.3044	4.4414	2.3090	26.7861			
	S	203.900	198.503	186.729	191.785	201.327	202.752	187.287	199.909	195.549			
41	T	2.2896	4.2704	4.5735	2.3028	2.1769	4.2942	4.4249	2.3016	26.6339			
	S	206.964	200.535	188.586	191.269	201.391	203.234	187.986	200.552	196.667			
42	T	2.2773	4.2941	4.6688	2.3184	2.1912	4.2996	4.4675	2.3180	26.8349			
	S	208.081	199.428	184.737	189.982	200.077	202.979	186.193	199.133	195.194			
43	T	2.2943	4.2836	4.5198	2.2649	2.1487	4.3090	4.4885	2.3270	26.6358			
	S	206.540	199.917	190.827	194.470	204.035	202.536	185.322	198.363	196.653			
44	T	2.3023	4.2872	4.6072	2.2879	2.1686	4.2898	4.5277	2.3432	26.8139			
	S	205.822	199.749	187.207	192.515	202.162	203.442	183.718	196.992	195.346			
45	T	2.3154	4.2661	4.5409	2.2789	2.1633	4.2614	4.4880	2.3370	26.6510			
	S	204.657	200.737	189.940	193.275	202.658	204.798	185.343	197.514	196.540			
46	T	2.3133	4.2737	4.5636	2.2850	2.1716	4.2998	4.4753	2.3268	26.7091			
	S	204.843	200.380	188.996	192.759	201.883	202.969	185.869	198.380	196.113			
47	T	2.3101	4.2699	4.5447	2.2772	2.1631	4.2779	4.4395	2.3117	26.5941			
	S	205.127	200.558	189.782	193.419	202.676	204.008	187.368	199.676	196.961			
48	T	2.2973	4.2516	4.5456	2.2833	2.1705	4.2816	4.4800	2.3276	26.6375			
	S	206.270	201.421	189.744	192.903	201.985	203.832	185.674	198.312	196.640			
49	T	2.3093	4.3683	4.6094	2.2929	2.1695	4.3169	4.6061	2.3764	27.0488			
	S	205.198	196.040	187.118	192.095	202.078	202.165	180.591	194.240	193.650			
50	T	2.3376	4.3349	4.6350	2.3094	2.2144	4.6990	4.6819	2.4023	27.6145			
	S	202.714	197.551	186.084	190.723	197.981	185.726	177.667	192.145	189.683			
51	T	2.3493	4.4766	4.7960	2.4067	2.5762	6.5800			38.9430	26.9576		31.3555
	S	201.704	191.298	179.837	183.012	170.177	132.633			134.504	33.335		149.300
52	T			6.2946	2.7497	2.4536	4.5320	4.3824	2.2939	50.4703		31.1002	
	S			137.022	160.183	178.680	192.570	189.809	201.225	103.784		150.021	
53	T	2.2834	4.1620	4.2172	2.1396	2.0716	4.3635	4.3801	2.2493	25.8667			
	S	207.525	205.758	204.520	205.858	211.628	200.006	189.908	205.215	202.500			
54	T	2.2274	4.2894	4.3729	2.1863	2.0953	4.1263	4.2294	2.2473	25.7743			
	S	212.743	199.646	197.238	201.461	209.235	211.504	196.675	205.398	203.226			
55	T	2.2441	4.1284	4.2751	2.1560	2.0729	4.1035	4.1857	2.2229	25.3886			
	S	211.160	207.432	201.750	204.292	211.496	212.679	198.729	207.653	206.313			
56	T	2.2260	4.0775	4.1961	2.1305	2.0569	4.0965	4.2692	2.2601	25.3128			
	S	212.877	210.022	205.548	206.738	213.141	213.042	194.842	204.235	206.931			
57	T	2.2618	4.1259	4.1971	2.1304	2.0592	4.0375	4.1808	2.2202	25.2129			
	S	209.507	207.558	205.499	206.747	212.903	216.155	198.961	207.905	207.751			

Event: Firestone 600
Track: Texas Motor Speedway
Report: Section Data Report
Session: Race

Round 8
1.455 mile(s)
Verizon INDYCAR Series
June 7, 2014



Section Data for Car 15 - Rahal, Graham

Lap	T/S	SF to T1	T1 to SS1	SS1 to T2	T2 to BS	BS to T3	T3 to SS2	SS2 to T4	T4 to SF	Lap	PI to PO	PO to SF	SF to PI
58	T	2.2267	4.0711	4.1584	2.1318	2.0597	4.1735	4.2933	2.2515	25.3660			
	S	212.810	210.352	207.412	206.612	212.851	209.112	193.748	205.015	206.497			
59	T	2.2529	4.1311	4.1994	2.1398	2.0698	4.0620	4.1847	2.2212	25.2609			
	S	210.335	207.297	205.386	205.839	211.812	214.852	198.776	207.812	207.356			
60	T	2.2333	4.0955	4.2011	2.1387	2.0639	4.0558	4.2054	2.2253	25.2190			
	S	212.181	209.099	205.303	205.945	212.418	215.180	197.798	207.429	207.701			
61	T	2.2372	4.1064	4.2017	2.1357	2.0642	4.0834	4.2143	2.2268	25.2697			
	S	211.811	208.544	205.274	206.234	212.387	213.726	197.380	207.289	207.284			
62	T	2.2364	4.1158	4.2009	2.1433	2.0698	4.0753	4.2252	2.2342	25.3009			
	S	211.887	208.067	205.313	205.503	211.812	214.150	196.871	206.602	207.028			
63	T	2.2320	4.1380	4.2591	2.1476	2.0729	4.1171	4.2432	2.2363	25.4462			
	S	212.304	206.951	202.508	205.092	211.496	211.976	196.036	206.408	205.846			
64	T	2.2387	4.1016	4.2274	2.1569	2.0786	4.0608	4.2191	2.2380	25.3211			
	S	211.669	208.788	204.026	204.207	210.916	214.915	197.155	206.252	206.863			
65	T	2.2446	4.1053	4.2224	2.1460	2.0716	4.0521	4.2373	2.2389	25.3182			
	S	211.113	208.600	204.268	205.244	211.628	215.377	196.309	206.169	206.887			
66	T	2.2480	4.1215	4.2531	2.1587	2.0781	4.0654	4.2286	2.2341	25.3875			
	S	210.793	207.780	202.793	204.037	210.966	214.672	196.712	206.612	206.322			
67	T	2.2414	4.1154	4.2830	2.1701	2.0879	4.1094	4.2493	2.2423	25.4988			
	S	211.414	208.088	201.378	202.965	209.976	212.373	195.754	205.856	205.421			
68	T	2.2535	4.1344	4.2617	2.1604	2.0837	4.1040	4.2432	2.2442	25.4851			
	S	210.279	207.131	202.384	203.876	210.399	212.653	196.036	205.682	205.532			
69	T	2.2499	4.1509	4.2670	2.1673	2.0895	4.1330	4.2358	2.2436	25.5370			
	S	210.615	206.308	202.133	203.227	209.815	211.161	196.378	205.737	205.114			
70	T	2.2463	4.1474	4.2700	2.1770	2.0932	4.1403	4.2518	2.2483	25.5743			
	S	210.953	206.482	201.991	202.322	209.444	210.788	195.639	205.307	204.815			
71	T	2.2530	4.1513	4.2572	2.1712	2.0900	4.1417	4.2664	2.2552	25.5860			
	S	210.326	206.288	202.598	202.862	209.765	210.717	194.970	204.678	204.721			
72	T	2.2581	4.1478	4.2754	2.1763	2.0954	4.1048	4.2486	2.2485	25.5549			
	S	209.851	206.462	201.736	202.387	209.225	212.611	195.786	205.288	204.970			
73	T	2.2572	4.1666	4.2660	2.1764	2.0953	4.1460	4.2750	2.2599	25.6424			
	S	209.934	205.531	202.180	202.378	209.235	210.499	194.577	204.253	204.271			
74	T	2.2601	4.1627	4.2946	2.1830	2.0979	4.1493	4.2970	2.2646	25.7092			
	S	209.665	205.723	200.834	201.766	208.975	210.331	193.581	203.829	203.740			
75	T	2.2662	4.1654	4.3110	2.1827	2.1016	4.1460	4.3072	2.2673	25.7474			
	S	209.101	205.590	200.070	201.793	208.607	210.499	193.123	203.586	203.438			
76	T	2.2655	4.1617	4.3122	2.1868	2.1060	4.1808	4.2903	2.2649	25.7682			
	S	209.165	205.773	200.014	201.415	208.171	208.746	193.883	203.802	203.274			

Event: Firestone 600
Track: Texas Motor Speedway
Report: Section Data Report
Session: Race

Round 8
1.455 mile(s)
Verizon INDYCAR Series
June 7, 2014



Section Data for Car 15 - Rahal, Graham

Lap	T/S	SF to T1	T1 to SS1	SS1 to T2	T2 to BS	BS to T3	T3 to SS2	SS2 to T4	T4 to SF	Lap	PI to PO	PO to SF	SF to PI
77	T	2.2650	4.1685	4.3375	2.1996	2.1085	4.1719	4.3017	2.2689	25.8216			
	S	209.211	205.437	198.847	200.243	207.925	209.192	193.370	203.443	202.853			
78	T	2.2627	4.1680	4.3640	2.2335	2.1359	4.1939	4.3095	2.2713	25.9388			
	S	209.424	205.462	197.640	197.204	205.257	208.094	193.020	203.228	201.937			
79	T	2.2626	4.1765	4.3304	2.2035	2.1129	4.1539	4.3158	2.2760	25.8316			
	S	209.433	205.043	199.173	199.889	207.492	210.098	192.738	202.808	202.775			
80	T	2.2716	4.1859	4.3631	2.2029	2.1143	4.1824	4.3306	2.2752	25.9260			
	S	208.603	204.583	197.681	199.943	207.354	208.667	192.079	202.879	202.037			
81	T	2.2686	4.1884	4.3509	2.2097	2.1166	4.1924	4.3414	2.2805	25.9485			
	S	208.879	204.461	198.235	199.328	207.129	208.169	191.601	202.408	201.861			
82	T	2.2701	4.1753	4.3924	2.2269	2.1237	4.3130	4.4214	2.3007	26.2235			
	S	208.741	205.102	196.362	197.788	206.436	202.348	188.135	200.631	199.745			
83	T	2.2842	4.2387	4.4870	2.2328	2.1247	4.2757	4.4415	2.3022	26.3868			
	S	207.453	202.035	192.222	197.266	206.339	204.113	187.283	200.500	198.508			
84	T	2.2869	4.2790	4.5664	2.2670	2.1528	4.3467	4.5171	2.3257	26.7416			
	S	207.208	200.132	188.880	194.290	203.646	200.779	184.149	198.474	195.875			
85	T	2.2963	4.2683	4.5798	2.2719	2.1574	4.3341	4.5205	2.3198	26.7481			
	S	206.360	200.633	188.327	193.871	203.212	201.363	184.010	198.979	195.827			
86	T	2.2995	4.2616	4.5107	2.2477	2.1388	4.3433	4.5276	2.3156	26.6448			
	S	206.072	200.949	191.212	195.958	204.979	200.936	183.722	199.340	196.586			
87	T	2.2746	4.3640	4.6770	2.3540	2.4962	6.3828			38.1049	26.7237		30.5742
	S	208.328	196.234	184.413	187.109	175.631	136.731			137.463	33.627		153.115
88	T			6.2367	2.7668	2.4667	4.5108	4.3691	2.2870	50.0381		30.8451	
	S			138.294	159.193	177.731	193.475	190.387	201.832	104.680		151.262	
89	T	2.2822	4.1706	4.1831	2.1341	2.0668	4.0339	4.1376	2.2109	25.2192			
	S	207.635	205.333	206.187	206.389	212.120	216.348	201.039	208.780	207.699			
90	T	2.2283	4.0886	4.0975	2.0986	2.0398	4.0008	4.1188	2.1956	24.8680			
	S	212.657	209.452	210.494	209.880	214.927	218.138	201.956	210.235	210.632			
91	T	2.2094	4.0439	4.1128	2.0991	2.0376	4.0006	4.1258	2.1884	24.8176			
	S	214.476	211.767	209.711	209.830	215.160	218.149	201.614	210.926	211.060			
92	T	2.1959	4.0816	4.1640	2.1139	2.0449	4.0865	4.2572	2.2354	25.1794			
	S	215.795	209.811	207.133	208.361	214.391	213.564	195.391	206.491	208.027			
93	T	2.2317	4.1313	4.2853	2.1730	2.0822	4.1699	4.3149	2.2444	25.6327			
	S	212.333	207.287	201.269	202.694	210.551	209.292	192.778	205.663	204.348			
94	T	2.2313	4.1368	4.3128	2.1675	2.0918	4.0935	4.2008	2.2329	25.4674			
	S	212.371	207.011	199.986	203.209	209.585	213.198	198.014	206.723	205.675			
95	T	2.2429	4.1077	4.1586	2.1285	2.0613	4.0328	4.1500	2.2097	25.0915			
	S	211.273	208.478	207.402	206.932	212.686	216.407	200.438	208.893	208.756			

Event: Firestone 600
Track: Texas Motor Speedway
Report: Section Data Report
Session: Race

Round 8
1.455 mile(s)
Verizon INDYCAR Series
June 7, 2014



Section Data for Car 15 - Rahal, Graham

Lap	T/S	SF to T1	T1 to SS1	SS1 to T2	T2 to BS	BS to T3	T3 to SS2	SS2 to T4	T4 to SF	Lap	PI to PO	PO to SF	SF to PI
96	T	2.2272	4.0794	4.1238	2.1097	2.0482	4.0180	4.1710	2.2150	24.9923			
	S	212.762	209.924	209.152	208.776	214.046	217.204	199.429	208.393	209.585			
97	T	2.2247	4.0741	4.1389	2.1192	2.0534	4.0530	4.1866	2.2246	25.0745			
	S	213.001	210.197	208.389	207.840	213.504	215.329	198.686	207.494	208.897			
98	T	2.2317	4.0700	4.1779	2.1358	2.0626	4.0521	4.2266	2.2361	25.1928			
	S	212.333	210.409	206.443	206.225	212.552	215.377	196.806	206.427	207.917			
99	T	2.2414	4.0858	4.2223	2.1547	2.0799	4.1444	4.2683	2.2342	25.4310			
	S	211.414	209.595	204.273	204.416	210.784	210.580	194.883	206.602	205.969			
100	T	2.2413	4.1310	4.2747	2.1545	2.0780	4.1518	4.2726	2.2344	25.5383			
	S	211.424	207.302	201.769	204.435	210.976	210.205	194.687	206.584	205.104			
101	T	2.2368	4.1321	4.2314	2.1401	2.0653	4.1253	4.2729	2.2274	25.4313			
	S	211.849	207.247	203.833	205.810	212.274	211.555	194.673	207.233	205.967			
102	T	2.2293	4.1152	4.2706	2.1541	2.0775	4.1427	4.2471	2.2210	25.4575			
	S	212.562	208.098	201.962	204.473	211.027	210.666	195.856	207.830	205.755			
103	T	2.2246	4.1302	4.2715	2.1488	2.0767	4.1483	4.2353	2.2098	25.4452			
	S	213.011	207.342	201.920	204.977	211.109	210.382	196.401	208.884	205.854			
104	T	2.2180	4.1182	4.2772	2.1479	2.0757	4.1404	4.2315	2.2203	25.4292			
	S	213.645	207.946	201.651	205.063	211.210	210.783	196.578	207.896	205.984			
105	T	2.2293	4.1270	4.2633	2.1471	2.0712	4.1561	4.2412	2.2165	25.4517			
	S	212.562	207.503	202.308	205.139	211.669	209.987	196.128	208.252	205.802			
106	T	2.2189	4.1444	4.2470	2.1311	2.0591	4.1511	4.2561	2.2190	25.4267			
	S	213.558	206.632	203.085	206.679	212.913	210.240	195.441	208.018	206.004			
107	T	2.2195	4.1337	4.2810	2.1492	2.0701	4.1758	4.2743	2.2249	25.5285			
	S	213.500	207.166	201.472	204.939	211.782	208.996	194.609	207.466	205.182			
108	T	2.2249	4.1453	4.3068	2.1478	2.0696	4.1785	4.2946	2.2308	25.5983			
	S	212.982	206.587	200.265	205.072	211.833	208.861	193.689	206.917	204.623			
109	T	2.2294	4.1370	4.2727	2.1470	2.0668	4.1468	4.2568	2.2317	25.4882			
	S	212.552	207.001	201.863	205.149	212.120	210.458	195.409	206.834	205.507			
110	T	2.2462	4.1741	4.2904	2.1515	2.0764	4.1636	4.2571	2.2298	25.5891			
	S	210.962	205.161	201.030	204.720	211.139	209.609	195.395	207.010	204.697			
111	T	2.2435	4.1704	4.2849	2.1577	2.0838	4.1680	4.2947	2.2372	25.6402			
	S	211.216	205.343	201.288	204.132	210.389	209.388	193.685	206.325	204.289			
112	T	2.2489	4.1791	4.2933	2.1651	2.0841	4.1712	4.2734	2.2371	25.6522			
	S	210.709	204.916	200.894	203.434	210.359	209.227	194.650	206.334	204.193			
113	T	2.2400	4.1922	4.3196	2.1654	2.0840	4.2032	4.3092	2.2469	25.7605			
	S	211.546	204.275	199.671	203.406	210.369	207.634	193.033	205.435	203.335			
114	T	2.2417	4.2088	4.3467	2.1836	2.0976	4.3163	4.3795	2.2701	26.0443			
	S	211.386	203.470	198.426	201.710	209.005	202.193	189.935	203.335	201.119			

Event: Firestone 600
Track: Texas Motor Speedway
Report: Section Data Report
Session: Race

Round 8
1.455 mile(s)
Verizon INDYCAR Series
June 7, 2014



Section Data for Car 15 - Rahal, Graham

Lap	T/S	SF to T1	T1 to SS1	SS1 to T2	T2 to BS	BS to T3	T3 to SS2	SS2 to T4	T4 to SF	Lap	PI to PO	PO to SF	SF to PI
115	T	2.2621	4.2125	4.3467	2.2279	2.1316	4.3071	4.3407	2.2753	26.1039			
	S	209.480	203.291	198.426	197.699	205.671	202.625	191.632	202.870	200.660			
116	T	2.2804	4.2273	4.3435	2.1947	2.1080	4.2335	4.3403	2.2528	25.9805			
	S	207.798	202.579	198.573	200.690	207.974	206.148	191.650	204.897	201.613			
117	T	2.2605	4.2091	4.3328	2.1723	2.0920	4.2040	4.2997	2.2495	25.8199			
	S	209.628	203.455	199.063	202.760	209.565	207.594	193.460	205.197	202.867			
118	T	2.2581	4.1963	4.3240	2.1798	2.0901	4.2024	4.2756	2.2210	25.7473			
	S	209.851	204.076	199.468	202.062	209.755	207.674	194.550	207.830	203.439			
119	T	2.2144	4.3974	5.6174	3.2527	3.2621	8.4098	10.4515	4.2139	41.8192			
	S	213.992	194.743	153.541	135.412	134.395	103.775	79.588	109.540	125.253			
120	T	4.9754	7.5317	7.6404	3.5686	3.4528	7.8423	7.6457	3.3481	46.0050			
	S	95.241	113.701	112.887	123.425	126.972	111.285	108.796	137.867	113.857			
121	T	2.9676	5.4565	5.4249	2.6632	2.6722	6.4007	6.5732	3.2023	35.3606			
	S	159.679	156.944	158.989	165.385	164.063	136.349	126.547	144.144	148.131			
122	T	3.3852	7.2459	9.2157	5.2949	4.8974	12.5294	14.8046	5.1043	62.4774			
	S	139.981	118.186	93.590	83.185	89.519	69.654	56.186	90.432	83.838			
123	T	5.2883	12.2022	9.8131	5.8069	5.1328	10.1010	13.2853	5.8884	67.5180			
	S	89.606	70.181	87.893	75.850	85.413	86.400	62.612	78.390	77.579			
124	T	5.1664	9.6134	10.0582	5.3512	5.3354	10.3522	11.3297	6.0143	63.2208			
	S	91.720	89.080	85.751	82.309	82.170	84.304	73.419	76.749	82.852			
125	T	6.3361	10.0221	9.7881	4.8519	3.9635	8.8255	12.1957	3.9844	59.9673			
	S	74.788	85.448	88.117	90.780	110.612	98.887	68.206	115.850	87.348			
126	T	4.3547	10.4035	10.2838	5.1637	5.3197	13.3984	13.9621	4.5303	67.4162			
	S	108.817	82.315	83.870	85.298	82.412	65.137	59.577	101.890	77.696			
127	T	4.1104	10.8802	11.1001	5.4081	5.3665	12.1912	12.6026	4.7419	66.4010			
	S	115.284	78.708	77.702	81.443	81.694	71.587	66.004	97.343	78.884			
128	T	5.4699	10.4057	11.0413	5.8309	5.6950	12.6165	14.8577	5.8617	71.7787			
	S	86.631	82.298	78.116	75.538	76.981	69.173	55.986	78.747	72.974			
129	T	5.6055	9.5739	9.2429	5.0489	5.0705	10.4347	11.2698	5.3547	61.6009			
	S	84.535	89.448	93.315	87.238	86.463	83.637	73.809	86.203	85.031			
130	T	4.4955	6.8682	5.9070	2.7779	2.6833	5.7795	5.6298	2.7371	36.8783			
	S	105.408	124.685	146.013	158.557	163.384	151.004	147.753	168.642	142.035			
131	T	2.7043	5.2395	5.3411	2.5822	2.4384	5.5793			40.5855	27.4959		32.7916
	S	175.226	163.444	161.484	170.573	179.794	156.422			129.061	32.683		142.761
132	T			6.7757	2.8960	2.6514	5.7098	9.4179	4.6184	60.5598		40.8578	
	S			127.293	152.091	165.350	152.847	88.323	99.946	86.493		114.193	
133	T	4.6302	9.3783	11.0108	5.5989	5.2095	9.9650	10.2896	6.0523	62.1346			
	S	102.342	91.313	78.332	78.668	84.156	87.579	80.841	76.267	84.301			

Event: Firestone 600
Track: Texas Motor Speedway
Report: Section Data Report
Session: Race

Round 8
1.455 mile(s)
Verizon INDYCAR Series
June 7, 2014



Section Data for Car 15 - Rahal, Graham

Lap	T/S	SF to T1	T1 to SS1	SS1 to T2	T2 to BS	BS to T3	T3 to SS2	SS2 to T4	T4 to SF	Lap	PI to PO	PO to SF	SF to PI
134	T	4.3120	8.4400	9.4424	4.1320	3.6815	6.7747	6.6435	2.8050	46.2311			
	S	109.894	101.465	91.343	106.596	119.084	128.822	125.208	164.560	113.300			
135	T	2.6083	4.4800	4.2233	2.1234	2.0638	4.1902	4.1533	2.1706	26.0129			
	S	181.675	191.153	204.224	207.429	212.428	208.278	200.279	212.656	201.362			
136	T	2.1645	4.0033	4.1089	2.0731	1.9996	4.1448	4.2429	2.1973	24.9344			
	S	218.925	213.914	209.910	212.462	219.248	210.560	196.049	210.072	210.071			
137	T	2.1943	4.0306	4.1223	2.0961	2.0181	4.0508	4.1644	2.1704	24.8470			
	S	215.952	212.466	209.228	210.131	217.239	215.446	199.745	212.676	210.810			
138	T	2.1678	4.0013	4.1664	2.1006	2.0309	4.0493	4.1605	2.1675	24.8443			
	S	218.592	214.021	207.013	209.680	215.869	215.525	199.932	212.960	210.833			
139	T	2.1777	4.0239	4.1669	2.1053	2.0292	4.0662	4.1820	2.1793	24.9305			
	S	217.598	212.819	206.988	209.212	216.050	214.630	198.904	211.807	210.104			
140	T	2.1811	4.0316	4.2246	2.1002	2.0236	4.0715	4.1813	2.1902	25.0041			
	S	217.259	212.413	204.161	209.720	216.648	214.350	198.938	210.753	209.486			
141	T	2.1894	4.1107	4.3375	2.1628	2.0763	4.0985	4.2938	2.2301	25.4991			
	S	216.435	208.326	198.847	203.650	211.149	212.938	193.725	206.982	205.419			
142	T	2.2298	4.0782	4.2360	2.1239	2.0450	4.1005	4.2090	2.1893	25.2117			
	S	212.514	209.986	203.612	207.380	214.381	212.834	197.628	210.839	207.761			
143	T	2.1923	4.0725	4.2391	2.1248	2.0454	4.1284	4.2863	2.2237	25.3125			
	S	216.149	210.280	203.463	207.292	214.339	211.396	194.064	207.578	206.933			
144	T	2.2249	4.1011	4.2287	2.1330	2.0531	4.1309	4.2604	2.2149	25.3470			
	S	212.982	208.813	203.963	206.495	213.535	211.268	195.244	208.403	206.652			
145	T	2.2202	4.0830	4.2185	2.1353	2.0582	4.1223	4.2415	2.2060	25.2850			
	S	213.433	209.739	204.457	206.273	213.006	211.709	196.114	209.243	207.158			
146	T	2.2084	4.0922	4.2482	2.1381	2.0575	4.1450	4.2571	2.2046	25.3511			
	S	214.573	209.267	203.027	206.003	213.079	210.549	195.395	209.376	206.618			
147	T	2.2061	4.1472	4.3963	2.1936	2.0943	4.1829	4.2106	2.2066	25.6376			
	S	214.797	206.492	196.188	200.791	209.334	208.642	197.553	209.186	204.309			
148	T	2.2104	4.1476	4.3735	2.1749	2.0798	4.1597	4.2540	2.2112	25.6111			
	S	214.379	206.472	197.210	202.517	210.794	209.805	195.538	208.751	204.521			
149	T	2.2172	4.1146	4.3616	2.1581	2.0705	4.1460	4.2672	2.2204	25.5556			
	S	213.722	208.128	197.749	204.094	211.741	210.499	194.933	207.886	204.965			
150	T	2.2275	4.1467	4.3681	2.1597	2.0712	4.1635	4.2804	2.2225	25.6396			
	S	212.733	206.517	197.454	203.942	211.669	209.614	194.332	207.690	204.293			
151	T	2.2323	4.1353	4.3651	2.1736	2.0877	4.1859	4.2862	2.2255	25.6916			
	S	212.276	207.086	197.590	202.638	209.996	208.492	194.069	207.410	203.880			
152	T	2.2378	4.1030	4.2739	2.1722	2.0862	4.2097	4.2902	2.2280	25.6010			
	S	211.754	208.716	201.806	202.769	210.147	207.313	193.888	207.177	204.601			

Event: Firestone 600
Track: Texas Motor Speedway
Report: Section Data Report
Session: Race

Round 8
1.455 mile(s)
Verizon INDYCAR Series
June 7, 2014



Section Data for Car 15 - Rahal, Graham

Lap	T/S	SF to T1	T1 to SS1	SS1 to T2	T2 to BS	BS to T3	T3 to SS2	SS2 to T4	T4 to SF	Lap	PI to PO	PO to SF	SF to PI
153	T	2.2347	4.1128	4.3000	2.1641	2.0784	4.1632	4.2762	2.2249	25.5543			
	S	212.048	208.219	200.581	203.528	210.936	209.629	194.523	207.466	204.975			
154	T	2.2255	4.1191	4.2889	2.1620	2.0761	4.1608	4.3264	2.2372	25.5960			
	S	212.925	207.901	201.101	203.726	211.170	209.750	192.266	206.325	204.641			
155	T	2.2392	4.1261	4.3177	2.1737	2.0787	4.1728	4.3364	2.2418	25.6864			
	S	211.622	207.548	199.759	202.629	210.905	209.147	191.822	205.902	203.921			
156	T	2.2491	4.1453	4.3715	2.1915	2.0891	4.2266	4.2691	2.2206	25.7628			
	S	210.690	206.587	197.301	200.983	209.855	206.484	194.846	207.868	203.316			
157	T	2.2344	4.1553	4.3943	2.2231	2.1141	4.2323	4.3022	2.2238	25.8795			
	S	212.076	206.089	196.277	198.126	207.374	206.206	193.347	207.569	202.400			
158	T	2.2203	4.1550	4.4129	2.1825	2.0849	4.1958	4.3395	2.2383	25.8292			
	S	213.423	206.104	195.450	201.812	210.278	208.000	191.685	206.224	202.794			
159	T	2.2281	4.2156	4.4319	2.1871	2.0882	4.2295	4.3480	2.2459	25.9743			
	S	212.676	203.142	194.612	201.387	209.946	206.343	191.311	205.526	201.661			
160	T	2.2347	4.2510	4.5086	2.2058	2.1031	4.2482	4.3283	2.2371	26.1168			
	S	212.048	201.450	191.301	199.680	208.459	205.435	192.181	206.334	200.561			
161	T	2.2376	4.1977	4.5006	2.2582	2.1385	4.2746	4.3503	2.2394	26.1969			
	S	211.773	204.008	191.641	195.047	205.008	204.166	191.209	206.123	199.947			
162	T	2.2273	4.1768	4.4617	2.1885	2.0911	4.2696	4.3900	2.2573	26.0623			
	S	212.752	205.029	193.312	201.259	209.655	204.405	189.480	204.488	200.980			
163	T	2.2482	4.2337	4.4418	2.2158	2.1130	4.2758	4.3995	2.2627	26.1905			
	S	210.775	202.273	194.178	198.779	207.482	204.109	189.071	204.000	199.996			
164	T	2.2523	4.2612	4.5410	2.2390	2.1284	4.3105	4.4136	2.2633	26.4093			
	S	210.391	200.968	189.936	196.719	205.981	202.465	188.467	203.946	198.339			
165	T	2.2594	4.2146	4.5116	2.2199	2.1212	4.3393	4.4231	2.2717	26.3608			
	S	209.730	203.190	191.174	198.412	206.680	201.122	188.062	203.192	198.704			
166	T	2.2633	4.2367	4.5651	2.2335	2.1276	4.3694	4.4663	2.2712	26.5331			
	S	209.368	202.130	188.933	197.204	206.058	199.736	186.243	203.237	197.414			
167	T	2.2685	4.3731	4.6322	2.2590	2.1426	4.3920	4.5273	2.3066	26.9013			
	S	208.889	195.825	186.197	194.978	204.615	198.708	183.734	200.117	194.712			
168	T	2.2895	4.3168	4.6088	2.2860	2.4985	6.4145			37.4912	26.7734		30.0258
	S	206.973	198.379	187.142	192.675	175.469	136.055			139.713	33.565		155.911
169	T			6.0628	2.6912	2.4392	4.4823	4.3435	2.2727	49.7874		30.4794	
	S			142.261	163.665	179.735	194.705	191.509	203.102	105.207		153.077	
170	T	2.2782	4.1338	4.1331	2.1194	2.0545	4.0882	4.2022	2.2094	25.2188			
	S	207.999	207.161	208.681	207.820	213.390	213.475	197.948	208.921	207.702			
171	T	2.2152	4.0797	4.1426	2.1216	2.0633	4.0309	4.1191	2.1789	24.9513			
	S	213.915	209.908	208.203	207.605	212.480	216.509	201.942	211.846	209.929			

Event: Firestone 600
Track: Texas Motor Speedway
Report: Section Data Report
Session: Race

Round 8
1.455 mile(s)
Verizon INDYCAR Series
June 7, 2014



Section Data for Car 15 - Rahal, Graham

Lap	T/S	SF to T1	T1 to SS1	SS1 to T2	T2 to BS	BS to T3	T3 to SS2	SS2 to T4	T4 to SF	Lap	PI to PO	PO to SF	SF to PI
172	T	2.1963	4.0466	4.1146	2.0876	2.0258	4.0354	4.1493	2.1889	24.8445			
	S	215.755	211.625	209.619	210.986	216.413	216.268	200.472	210.878	210.831			
173	T	2.2016	4.0242	4.1229	2.1059	2.0386	4.0375	4.1661	2.1945	24.8913			
	S	215.236	212.803	209.197	209.153	215.054	216.155	199.664	210.340	210.435			
174	T	2.2045	4.0307	4.1208	2.1054	2.0410	3.9861	4.1015	2.1838	24.7738			
	S	214.953	212.460	209.304	209.202	214.801	218.943	202.808	211.371	211.433			
175	T	2.1964	4.0216	4.0917	2.0995	2.0371	3.9932	4.1275	2.1888	24.7558			
	S	215.746	212.941	210.793	209.790	215.212	218.553	201.531	210.888	211.587			
176	T	2.2081	4.0397	4.1215	2.1053	2.0402	3.9982	4.1441	2.1961	24.8532			
	S	214.602	211.987	209.268	209.212	214.885	218.280	200.723	210.187	210.758			
177	T	2.2148	4.0498	4.1406	2.1165	2.0503	4.0144	4.1385	2.1967	24.9216			
	S	213.953	211.458	208.303	208.105	213.827	217.399	200.995	210.129	210.179			
178	T	2.2104	4.0477	4.1346	2.1153	2.0413	4.1184	4.2407	2.2173	25.1257			
	S	214.379	211.568	208.605	208.223	214.770	211.909	196.151	208.177	208.472			
179	T	2.2187	4.0936	4.2172	2.1244	2.0498	4.0972	4.1945	2.2058	25.2012			
	S	213.577	209.196	204.520	207.331	213.879	213.006	198.312	209.262	207.847			
180	T	2.2243	4.0683	4.1761	2.1354	2.0640	4.0541	4.1765	2.2162	25.1149			
	S	213.039	210.497	206.532	206.263	212.408	215.270	199.166	208.280	208.561			
181	T	2.2318	4.0658	4.1928	2.1355	2.0659	4.0610	4.1860	2.2146	25.1534			
	S	212.324	210.626	205.710	206.254	212.212	214.905	198.714	208.431	208.242			
182	T	2.2244	4.0671	4.1887	2.1320	2.0612	4.0632	4.2429	2.2279	25.2074			
	S	213.030	210.559	205.911	206.592	212.696	214.788	196.049	207.187	207.796			
183	T	2.2269	4.1142	4.2248	2.1335	2.0645	4.1613	4.2391	2.2120	25.3763			
	S	212.791	208.148	204.152	206.447	212.356	209.725	196.225	208.676	206.413			
184	T	2.2254	4.1149	4.2362	2.1198	2.0461	4.1204	4.2231	2.2073	25.2932			
	S	212.934	208.113	203.602	207.781	214.266	211.806	196.969	209.120	207.091			
185	T	2.2179	4.1358	4.2878	2.1432	2.0698	4.1404	4.2239	2.2106	25.4294			
	S	213.654	207.061	201.152	205.513	211.812	210.783	196.931	208.808	205.982			
186	T	2.2226	4.1400	4.2279	2.1257	2.0601	4.1006	4.2275	2.2288	25.3332			
	S	213.202	206.851	204.002	207.204	212.810	212.829	196.764	207.103	206.764			
187	T	2.2339	4.1523	4.2294	2.1278	2.0603	4.0988	4.2416	2.2266	25.3707			
	S	212.124	206.238	203.930	207.000	212.789	212.923	196.110	207.308	206.459			
188	T	2.2368	4.1601	4.2565	2.1346	2.0625	4.1502	4.2289	2.2255	25.4551			
	S	211.849	205.852	202.631	206.341	212.562	210.286	196.698	207.410	205.774			
189	T	2.2362	4.1282	4.3071	2.1951	2.1002	4.1655	4.3956	2.2977	25.8256			
	S	211.906	207.442	200.251	200.654	208.746	209.513	189.239	200.893	202.822			
190	T	2.2774	4.1943	4.3071	2.1505	2.0694	4.1580	4.2339	2.2193	25.6099			
	S	208.072	204.173	200.251	204.815	211.853	209.891	196.466	207.989	204.530			

Event: Firestone 600
Track: Texas Motor Speedway
Report: Section Data Report
Session: Race

Round 8
1.455 mile(s)
Verizon INDYCAR Series
June 7, 2014



Section Data for Car 15 - Rahal, Graham

Lap	T/S	SF to T1	T1 to SS1	SS1 to T2	T2 to BS	BS to T3	T3 to SS2	SS2 to T4	T4 to SF	Lap	PI to PO	PO to SF	SF to PI
191	T	2.2283	4.1408	4.2648	2.1369	2.0639	4.1574	4.2357	2.2149	25.4427			
	S	212.657	206.811	202.237	206.118	212.418	209.921	196.383	208.403	205.874			
192	T	2.2282	4.1375	4.2784	2.1407	2.0662	4.1639	4.2556	2.2188	25.4893			
	S	212.667	206.976	201.594	205.753	212.181	209.594	195.464	208.036	205.498			
193	T	2.2333	4.1464	4.2987	2.1521	2.0742	4.1679	4.2679	2.2215	25.5620			
	S	212.181	206.532	200.642	204.663	211.363	209.393	194.901	207.783	204.914			
194	T	2.2256	4.1306	4.3301	2.1559	2.0703	4.1868	4.2752	2.2248	25.5993			
	S	212.915	207.322	199.187	204.302	211.761	208.447	194.568	207.475	204.615			
195	T	2.2352	4.1358	4.3242	2.1527	2.0692	4.1916	4.2944	2.2292	25.6323			
	S	212.001	207.061	199.459	204.606	211.874	208.209	193.698	207.066	204.352			
196	T	2.2357	4.1522	4.3488	2.1553	2.0723	4.2346	4.3615	2.2492	25.8096			
	S	211.953	206.243	198.331	204.359	211.557	206.094	190.718	205.224	202.948			
197	T	2.2398	4.1788	4.4139	2.1806	2.0831	4.2899	4.3870	2.2526	26.0257			
	S	211.565	204.931	195.405	201.988	210.460	203.438	189.610	204.915	201.263			
198	T	2.2490	4.1972	4.4595	2.2138	2.1165	4.2961	4.3717	2.2579	26.1617			
	S	210.700	204.032	193.407	198.959	207.139	203.144	190.273	204.434	200.216			
199	T	2.2609	4.2237	4.4207	2.2116	2.1021	4.2927	4.3813	2.2575	26.1505			
	S	209.591	202.752	195.105	199.157	208.558	203.305	189.856	204.470	200.302			
200	T	2.2556	4.2400	4.4326	2.1971	2.0969	4.2583	4.4275	2.2898	26.1978			
	S	210.083	201.973	194.581	200.471	209.075	204.947	187.875	201.586	199.940			
201	T	2.2757	4.2431	4.3842	2.1855	2.0945	4.2782	4.4204	2.2722	26.1538			
	S	208.228	201.825	196.729	201.535	209.314	203.994	188.177	203.147	200.277			
202	T	2.2708	4.2487	4.4434	2.2100	2.1131	4.3285	4.4418	2.2810	26.3373			
	S	208.677	201.559	194.108	199.301	207.472	201.623	187.271	202.363	198.881			
203	T	2.2797	4.2543	4.4985	2.2190	2.1211	4.3427	4.4488	2.2869	26.4510			
	S	207.862	201.294	191.731	198.492	206.689	200.964	186.976	201.841	198.027			
204	T	2.2842	4.2949	4.4990	2.2280	2.1302	4.3628	4.4568	2.2942	26.5501			
	S	207.453	199.391	191.709	197.691	205.807	200.038	186.640	201.199	197.287			
205	T	2.2902	4.3051	4.4260	2.1960	2.1078	4.3125	4.5623	2.3283	26.5282			
	S	206.909	198.918	194.871	200.571	207.994	202.372	182.324	198.252	197.450			
206	T	2.3147	4.3153	4.4630	2.2132	2.1202	4.3627	4.4388	2.2862	26.5141			
	S	204.719	198.448	193.256	199.013	206.777	200.043	187.397	201.903	197.555			
207	T	2.2796	4.2959	4.5473	2.2423	2.1441	4.3941	4.4498	2.2883	26.6414			
	S	207.871	199.344	189.673	196.430	204.472	198.613	186.934	201.718	196.611			
208	T	2.2846	4.2966	4.5946	2.2655	2.4213	6.5259			37.5943	28.3589		30.1034
	S	207.416	199.312	187.720	194.418	181.064	133.733			139.330	31.688		155.509
209	T			6.1367	2.6906	2.4375	4.4873	4.3179	2.2561	51.3976		30.5296	
	S			140.548	163.701	179.860	194.488	192.644	204.597	101.911		152.825	

Event: Firestone 600
Track: Texas Motor Speedway
Report: Section Data Report
Session: Race

Round 8
1.455 mile(s)
Verizon INDYCAR Series
June 7, 2014



Section Data for Car 15 - Rahal, Graham

Lap	T/S	SF to T1	T1 to SS1	SS1 to T2	T2 to BS	BS to T3	T3 to SS2	SS2 to T4	T4 to SF	Lap	PI to PO	PO to SF	SF to PI
210	T	2.2576	4.1036	4.1537	2.1332	2.1018	4.0701	4.1262	2.2012	25.1474			
	S	209.897	208.686	207.646	206.476	208.587	214.424	201.594	209.700	208.292			
211	T	2.2194	4.0687	4.0661	2.0846	2.0288	3.9680	4.0577	2.1750	24.6683			
	S	213.510	210.476	212.120	211.290	216.093	219.941	204.997	212.226	212.337			
212	T	2.1972	4.0354	4.0561	2.0786	2.0243	3.9955	4.1321	2.2166	24.7358			
	S	215.667	212.213	212.643	211.900	216.573	218.428	201.306	208.243	211.758			
213	T	2.2358	4.0803	4.0850	2.0896	2.0328	3.9753	4.0678	2.1730	24.7396			
	S	211.944	209.878	211.138	210.784	215.668	219.537	204.488	212.421	211.725			
214	T	2.1959	4.0379	4.0581	2.0788	2.0243	3.9729	4.0654	2.1711	24.6044			
	S	215.795	212.081	212.538	211.879	216.573	219.670	204.609	212.607	212.889			
215	T	2.1976	4.0458	4.0648	2.0772	2.0239	3.9733	4.0683	2.1753	24.6262			
	S	215.628	211.667	212.188	212.042	216.616	219.648	204.463	212.196	212.700			
216	T	2.1970	4.0285	4.0680	2.0776	2.0236	3.9643	4.0832	2.1776	24.6198			
	S	215.687	212.576	212.021	212.002	216.648	220.147	203.717	211.972	212.756			
217	T	2.1951	4.0313	4.0762	2.0869	2.0286	3.9821	4.1074	2.1857	24.6933			
	S	215.873	212.429	211.594	211.057	216.114	219.163	202.517	211.187	212.122			
218	T	2.2016	4.0512	4.1127	2.1174	2.0440	4.0225	4.1239	2.1999	24.8732			
	S	215.236	211.385	209.716	208.017	214.486	216.961	201.707	209.824	210.588			
219	T	2.2181	4.0632	4.1238	2.1089	2.0402	4.0038	4.1274	2.1917	24.8771			
	S	213.635	210.761	209.152	208.855	214.885	217.975	201.536	210.609	210.555			
220	T	2.2076	4.0453	4.1199	2.1060	2.0385	4.0327	4.1494	2.2064	24.9058			
	S	214.651	211.693	209.350	209.143	215.065	216.413	200.467	209.205	210.312			
221	T	2.2174	4.0570	4.1562	2.1264	2.0548	4.0164	4.1381	2.2015	24.9678			
	S	213.702	211.083	207.521	207.136	213.359	217.291	201.015	209.671	209.790			
222	T	2.2188	4.0635	4.1487	2.1183	2.0516	4.0205	4.1462	2.2034	24.9710			
	S	213.568	210.745	207.896	207.928	213.691	217.069	200.622	209.490	209.763			
223	T	2.2227	4.0695	4.1595	2.1258	2.0562	4.0298	4.1783	2.2136	25.0554			
	S	213.193	210.435	207.357	207.195	213.213	216.568	199.081	208.525	209.057			
224	T	2.2272	4.0775	4.1779	2.1414	2.0647	4.0368	4.1698	2.2134	25.1087			
	S	212.762	210.022	206.443	205.685	212.335	216.193	199.486	208.544	208.613			
225	T	2.2302	4.0783	4.1866	2.1338	2.0632	4.0384	4.1719	2.2120	25.1144			
	S	212.476	209.981	206.014	206.418	212.490	216.107	199.386	208.676	208.566			
226	T	2.2281	4.0989	4.1861	2.1257	2.0554	4.1516	4.2458	2.2180	25.3096			
	S	212.676	208.925	206.039	207.204	213.296	210.215	195.916	208.111	206.957			
227	T	2.2340	4.1314	4.3045	2.1478	2.0635	4.1544	4.2506	2.2242	25.5104			
	S	212.114	207.282	200.372	205.072	212.459	210.073	195.694	207.531	205.328			
228	T	2.2354	4.1209	4.2756	2.1648	2.0813	4.1441	4.2329	2.2215	25.4765			
	S	211.982	207.810	201.726	203.462	210.642	210.595	196.513	207.783	205.601			

Event: Firestone 600
Track: Texas Motor Speedway
Report: Section Data Report
Session: Race

Round 8
1.455 mile(s)
Verizon INDYCAR Series
June 7, 2014



Section Data for Car 15 - Rahal, Graham

Lap	T/S	SF to T1	T1 to SS1	SS1 to T2	T2 to BS	BS to T3	T3 to SS2	SS2 to T4	T4 to SF	Lap	PI to PO	PO to SF	SF to PI
229	T	2.2261	4.1470	4.2682	2.1434	2.0704	4.1966	4.2752	2.2268	25.5537			
	S	212.867	206.502	202.076	205.493	211.751	207.961	194.568	207.289	204.980			
230	T	2.2323	4.1342	4.2520	2.1385	2.0612	4.1747	4.2984	2.2300	25.5213			
	S	212.276	207.141	202.846	205.964	212.696	209.051	193.518	206.991	205.240			
231	T	2.2402	4.1325	4.3004	2.1526	2.0728	4.1751	4.3034	2.2351	25.6121			
	S	211.527	207.227	200.563	204.615	211.506	209.031	193.293	206.519	204.513			
232	T	2.2399	4.1520	4.3241	2.1531	2.0742	4.2031	4.3408	2.2523	25.7395			
	S	211.556	206.253	199.463	204.568	211.363	207.639	191.628	204.942	203.500			
233	T	2.2549	4.1689	4.3020	2.1464	2.0688	4.1890	4.3245	2.2350	25.6895			
	S	210.148	205.417	200.488	205.206	211.915	208.338	192.350	206.528	203.897			
234	T	2.2455	4.1648	4.3303	2.1517	2.0702	4.1918	4.3265	2.2316	25.7124			
	S	211.028	205.619	199.178	204.701	211.771	208.199	192.261	206.843	203.715			
235	T	2.2379	4.1647	4.3862	2.1803	2.0875	4.2751	4.3870	2.2895	26.0082			
	S	211.745	205.624	196.639	202.016	210.016	204.142	189.610	201.612	201.398			
236	T	2.2783	4.2242	4.4694	2.2165	2.1197	4.2858	4.3873	2.2634	26.2446			
	S	207.990	202.728	192.979	198.716	206.826	203.632	189.597	203.937	199.584			
237	T	2.2453	4.2602	4.5335	2.2356	2.1219	4.4326	4.4681	2.2831	26.5803			
	S	211.047	201.015	190.250	197.018	206.612	196.888	186.168	202.177	197.063			
238	T	2.2624	4.2481	4.5923	2.2479	2.1364	4.3609	4.4687	2.2899	26.6066			
	S	209.452	201.587	187.814	195.940	205.209	200.125	186.143	201.577	196.868			
239	T	2.2703	4.3281	4.5592	2.2451	2.1608	4.5546	4.6137	2.4078	27.1396			
	S	208.723	197.861	189.178	196.185	202.892	191.614	180.293	191.706	193.002			
240	T	2.4335	5.0415	6.0186	3.1568	3.0280	6.6515	6.8329	3.3677	36.5305			
	S	194.725	169.863	143.306	139.526	144.785	131.208	121.737	137.064	143.387			
241	T	3.7173	8.4418	7.8146	3.9586	3.6843	9.4286	9.3063	4.7923	51.1438			
	S	127.475	101.443	110.370	111.265	118.994	92.562	89.382	96.319	102.417			
242	T	5.8215	10.2174	10.8524	5.2040	5.5543	10.6609			68.3677	28.6354		60.5781
	S	81.399	83.814	79.476	84.638	78.931	81.862			76.615	31.382		77.278
243	T			6.6792	2.9972	3.3715	9.4948			71.1757	15.5340		
	S			129.132	146.955	130.034	91.916			73.593	57.850		
244	T			8.9090	4.2779	5.2306	8.7747	6.7278	2.7785	54.6733		46.5483	
	S			96.812	102.960	83.816	99.459	123.639	166.130	95.805		100.233	
245	T	2.5854	4.4791	4.3470	2.1362	2.0707	4.1569	4.2157	2.2487	26.2397			
	S	183.284	191.191	198.413	206.186	211.720	209.947	197.314	205.270	199.621			
246	T	2.2801	4.2406	4.2808	2.1378	2.0664	4.0840	4.1343	2.1765	25.4005			
	S	207.826	201.944	201.481	206.032	212.161	213.694	201.199	212.079	206.216			
247	T	2.2673	5.1763	6.1137	3.2138								
	S	208.999	165.439	141.077	137.051								

Event: Firestone 600
Track: Texas Motor Speedway
Report: Section Data Report
Session: Race

Round 8
1.455 mile(s)
Verizon INDYCAR Series
June 7, 2014



Section Data for Car 17 - Saavedra, Sebastian

Lap	T/S	SF to T1	T1 to SS1	SS1 to T2	T2 to BS	BS to T3	T3 to SS2	SS2 to T4	T4 to SF	Lap	PI to PO	PO to SF	SF to PI
1	T	2.6882	4.9902	4.5653	2.1990	2.0829	4.2096	4.1579	2.1680	27.0611		86.0384	
	S	176.275	171.609	188.925	200.298	210.480	207.318	200.057	212.911	193.562		54.228	
2	T	2.1538	4.0261	4.2651	2.1089	2.0310	4.1336	4.2148	2.1758	25.1091			
	S	220.013	212.703	202.223	208.855	215.859	211.130	197.357	212.148	208.610			
3	T	2.1748	4.0393	4.2518	2.1171	2.0380	4.0710	4.1270	2.1759	24.9949			
	S	217.888	212.008	202.855	208.046	215.117	214.377	201.555	212.138	209.563			
4	T	2.1785	4.1230	4.3955	2.1698	2.0863	4.1712	4.1919	2.2052	25.5214			
	S	217.518	207.704	196.223	202.993	210.137	209.227	198.435	209.319	205.240			
5	T	2.2111	4.0953	4.1932	2.1292	2.0564	4.4672	5.4058	3.4793	28.0375			
	S	214.311	209.109	205.690	206.864	213.193	195.363	153.875	132.668	186.821			
6	T	3.5999	7.0277	9.0499	7.0706	7.1849	11.3073	10.5362	5.4949	61.2714			
	S	131.632	121.855	95.305	62.294	61.018	77.183	78.949	84.004	85.488			
7	T	5.0873	9.8883	10.3603	6.2380	5.3674	9.9215	9.9430	5.4960	62.3018			
	S	93.146	86.604	83.250	70.608	81.680	87.963	83.659	83.987	84.075			
8	T	5.3735	9.7244	10.2689	5.2567	4.7899	8.3455	7.5259	4.2783	55.5631			
	S	88.185	88.063	83.991	83.789	91.528	104.575	110.527	107.891	94.271			
9	T	4.5773	8.3877	9.4440	5.0942	5.0109	9.5266	9.1825	4.8528	56.0760			
	S	103.525	102.098	91.328	86.462	87.491	91.610	90.587	95.118	93.409			
10	T	5.0767	9.4247	9.1469	4.4883	4.5185	8.5174	8.2933	4.9052	54.3710			
	S	93.341	90.864	94.294	98.134	97.025	102.464	100.300	94.102	96.338			
11	T	5.5851	7.3107	9.9194	3.7450	3.2022	7.0771	6.5400	2.7983	46.1778			
	S	84.844	117.138	86.951	117.611	136.909	123.317	127.189	164.954	113.431			
12	T	2.6136	4.6464	4.4826	2.1669	2.0721	4.1450	4.1663	2.1773	26.4702			
	S	181.307	184.307	192.411	203.265	211.577	210.549	199.654	212.002	197.883			
13	T	2.1651	4.0568	4.1845	2.1096	2.0270	4.1488	4.2601	2.2245	25.1764			
	S	218.865	211.093	206.118	208.786	216.285	210.357	195.258	207.503	208.052			
14	T	2.2217	4.1307	4.2741	2.1315	2.0595	4.1401	4.2508	2.2149	25.4233			
	S	213.289	207.317	201.797	206.641	212.872	210.799	195.685	208.403	206.031			
15	T	2.2182	4.1144	4.2554	2.1280	2.0480	4.1606	4.3321	2.2392	25.4959			
	S	213.625	208.138	202.684	206.981	214.067	209.760	192.013	206.141	205.445			
16	T	2.2301	4.0998	4.3067	2.1792	2.0876	4.1922	4.2821	2.2186	25.5963			
	S	212.485	208.879	200.269	202.118	210.006	208.179	194.255	208.055	204.639			
17	T	2.2034	4.1387	4.3479	2.1486	2.0671	4.1860	4.2791	2.2176	25.5884			
	S	215.060	206.916	198.372	204.996	212.089	208.487	194.391	208.149	204.702			
18	T	2.2256	4.1072	4.3190	2.1647	2.0776	4.2280	4.2989	2.2158	25.6368			
	S	212.915	208.503	199.699	203.471	211.017	206.416	193.496	208.318	204.316			
19	T	2.1968	4.1002	4.3186	2.1586	2.0664	4.2257	4.3287	2.2382	25.6332			
	S	215.706	208.859	199.718	204.046	212.161	206.528	192.164	206.233	204.344			

Event: Firestone 600
Track: Texas Motor Speedway
Report: Section Data Report
Session: Race

Round 8
1.455 mile(s)
Verizon INDYCAR Series
June 7, 2014



Section Data for Car 17 - Saavedra, Sebastian

Lap	T/S	SF to T1	T1 to SS1	SS1 to T2	T2 to BS	BS to T3	T3 to SS2	SS2 to T4	T4 to SF	Lap	PI to PO	PO to SF	SF to PI
20	T	2.2443	4.1733	4.3820	2.1673	2.0695	4.2918	4.4337	2.2604	26.0223			
	S	211.141	205.201	196.828	203.227	211.843	203.348	187.613	204.208	201.289			
21	T	2.2457	4.2039	4.3858	2.1724	2.0723	4.1964	4.4106	2.2481	25.9352			
	S	211.009	203.707	196.657	202.750	211.557	207.970	188.595	205.325	201.965			
22	T	2.2460	4.1684	4.4835	2.2519	2.1426	4.2899	4.3645	2.2676	26.2144			
	S	210.981	205.442	192.372	195.592	204.615	203.438	190.587	203.559	199.814			
23	T	2.2654	4.1837	4.4061	2.1860	2.0899	4.2608	4.2817	2.2337	25.9073			
	S	209.174	204.690	195.751	201.489	209.775	204.827	194.273	206.649	202.182			
24	T	2.2222	4.1483	4.4342	2.1836	2.0823	4.2038	4.3550	2.2542	25.8836			
	S	213.241	206.437	194.511	201.710	210.541	207.604	191.003	204.769	202.368			
25	T	2.2416	4.1633	4.3912	2.1785	2.0824	4.2340	4.3230	2.2498	25.8638			
	S	211.395	205.693	196.416	202.182	210.531	206.124	192.417	205.170	202.522			
26	T	2.2369	4.1799	4.4152	2.1766	2.0804	4.2542	4.3622	2.2527	25.9581			
	S	211.839	204.877	195.348	202.359	210.733	205.145	190.688	204.906	201.787			
27	T	2.2436	4.2140	4.3832	2.2034	2.0994	4.3111	4.3756	2.2757	26.1060			
	S	211.207	203.219	196.774	199.898	208.826	202.437	190.104	202.835	200.644			
28	T	2.2678	4.2139	4.4574	2.2121	2.1109	4.3318	4.4375	2.2815	26.3129			
	S	208.953	203.224	193.498	199.111	207.688	201.470	187.452	202.319	199.066			
29	T	2.2616	4.1935	4.4884	2.2478	2.1293	4.3170	4.3926	2.2730	26.3032			
	S	209.526	204.212	192.162	195.949	205.894	202.161	189.368	203.076	199.139			
30	T	2.2575	4.1896	4.5230	2.3034	2.1765	4.2947	4.3661	2.2582	26.3690			
	S	209.906	204.402	190.692	191.219	201.428	203.210	190.517	204.407	198.642			
31	T	2.2457	4.2604	4.4365	2.2019	2.1057	4.3181	4.3905	2.2811	26.2399			
	S	211.009	201.005	194.410	200.034	208.201	202.109	189.459	202.355	199.620			
32	T	2.2686	4.2613	4.4853	2.2172	2.1169	4.3156	4.4007	2.2764	26.3420			
	S	208.879	200.963	192.295	198.654	207.100	202.226	189.020	202.772	198.846			
33	T	2.2662	4.2536	4.4508	2.2039	2.1071	4.3527	4.4280	2.2888	26.3511			
	S	209.101	201.327	193.785	199.852	208.063	200.503	187.854	201.674	198.777			
34	T	2.2769	4.2534	4.4303	2.2075	2.1104	4.2809	4.4215	2.3011	26.2820			
	S	208.118	201.336	194.682	199.526	207.737	203.865	188.130	200.596	199.300			
35	T	2.2784	4.2305	4.4692	2.2636	2.1489	4.3147	4.3563	2.2873	26.3489			
	S	207.981	202.426	192.988	194.581	204.016	202.268	190.946	201.806	198.794			
36	T	2.2742	4.2144	4.5760	2.2982	2.1744	4.3260	4.3474	2.2865	26.4971			
	S	208.365	203.199	188.483	191.652	201.623	201.740	191.337	201.877	197.682			
37	T	2.2756	4.2306	4.4507	2.2198	2.1170	4.3193	4.3487	2.2799	26.2416			
	S	208.237	202.421	193.790	198.421	207.090	202.053	191.280	202.461	199.607			
38	T	2.2669	4.2818	4.4704	2.2289	2.1192	4.3774	4.5028	2.3436	26.5910			
	S	209.036	200.001	192.936	197.611	206.875	199.371	184.734	196.958	196.984			

Event: Firestone 600
Track: Texas Motor Speedway
Report: Section Data Report
Session: Race

Round 8
1.455 mile(s)
Verizon INDYCAR Series
June 7, 2014



Section Data for Car 17 - Saavedra, Sebastian

Lap	T/S	SF to T1	T1 to SS1	SS1 to T2	T2 to BS	BS to T3	T3 to SS2	SS2 to T4	T4 to SF	Lap	PI to PO	PO to SF	SF to PI
39	T	2.3076	4.2260	4.5526	2.2572	2.1405	4.4217	4.4760	2.3178	26.6994			
	S	205.349	202.642	189.452	195.133	204.816	197.374	185.840	199.150	196.184			
40	T	2.2869	4.2869	4.5054	2.2458	2.1328	4.3733	4.5479	2.3106	26.6896			
	S	207.208	199.763	191.437	196.124	205.556	199.558	182.902	199.771	196.256			
41	T	2.2755	4.3001	4.5254	2.2487	2.1370	4.3323	4.4468	2.3154	26.5812			
	S	208.246	199.150	190.591	195.871	205.152	201.447	187.060	199.357	197.057			
42	T	2.3023	4.3193	4.4996	2.2298	2.1277	4.3373	4.4015	2.3146	26.5321			
	S	205.822	198.264	191.684	197.531	206.048	201.214	188.985	199.426	197.421			
43	T	2.2883	4.2698	4.5518	2.2619	2.1533	4.3444	4.3921	2.3096	26.5712			
	S	207.081	200.563	189.485	194.728	203.599	200.886	189.390	199.858	197.131			
44	T	2.2883	4.2162	4.5579	2.2675	2.1556	4.3307	4.3986	2.3114	26.5262			
	S	207.081	203.113	189.232	194.247	203.381	201.521	189.110	199.702	197.465			
45	T	2.3043	4.2984	4.5469	2.2403	2.1378	4.3632	4.4019	2.3058	26.5986			
	S	205.643	199.228	189.690	196.605	205.075	200.020	188.968	200.187	196.928			
46	T	2.2890	4.2910	4.4917	2.2290	2.1358	4.3560	4.4239	2.2869	26.5033			
	S	207.018	199.572	192.021	197.602	205.267	200.351	188.028	201.841	197.636			
47	T	2.2788	4.3038	4.5899	2.2710	2.1542	4.4084	4.5308	2.3353	26.8722			
	S	207.944	198.978	187.913	193.947	203.514	197.969	183.592	197.658	194.923			
48	T	2.3082	4.2665	4.5000	2.2402	2.1358	4.3362	4.4779	2.3142	26.5790			
	S	205.296	200.718	191.667	196.614	205.267	201.265	185.761	199.460	197.073			
49	T	2.2980	4.2657	4.6184	2.2825	2.1669	4.4264	4.4476	2.3194	26.8249			
	S	206.207	200.756	186.753	192.970	202.321	197.164	187.026	199.013	195.266			
50	T	2.3034	4.3029	4.5864	2.2525	2.1497	4.4136	4.4583	2.3262	26.7930			
	S	205.724	199.020	188.056	195.540	203.940	197.736	186.577	198.431	195.499			
51	T	2.3106	4.2871	4.6354	2.3069	2.1877	4.4980	4.5548	2.3408	27.1213			
	S	205.083	199.754	186.068	190.929	200.397	194.026	182.625	197.194	193.132			
52	T	2.3077	4.3893	4.7956	2.3747	2.6758	6.6758			39.7400	28.3778		32.4276
	S	205.340	195.103	179.852	185.478	163.842	130.730			131.807	31.667		144.364
53	T			6.4461	2.8014	2.4859	4.5333	4.3187	2.2683	52.4391		31.3737	
	S			133.802	157.227	176.358	192.515	192.608	203.496	99.887		148.713	
54	T	2.2564	4.1452	4.1747	2.1366	2.1038	4.2304	4.2820	2.2365	25.5656			
	S	210.009	206.592	206.602	206.147	208.389	206.299	194.259	206.390	204.885			
55	T	2.2453	4.1243	4.2228	2.1358	2.0582	4.0757	4.1413	2.2151	25.2185			
	S	211.047	207.639	204.248	206.225	213.006	214.129	200.859	208.384	207.705			
56	T	2.2220	4.1260	4.1821	2.1170	2.0398	4.0322	4.1587	2.2169	25.0947			
	S	213.260	207.553	206.236	208.056	214.927	216.439	200.019	208.215	208.729			
57	T	2.2190	4.0806	4.2188	2.1440	2.0700	4.0986	4.1540	2.2169	25.2019			
	S	213.548	209.862	204.442	205.436	211.792	212.933	200.245	208.215	207.841			

Event: Firestone 600
Track: Texas Motor Speedway
Report: Section Data Report
Session: Race

Round 8
1.455 mile(s)
Verizon INDYCAR Series
June 7, 2014



Section Data for Car 17 - Saavedra, Sebastian

Lap	T/S	SF to T1	T1 to SS1	SS1 to T2	T2 to BS	BS to T3	T3 to SS2	SS2 to T4	T4 to SF	Lap	PI to PO	PO to SF	SF to PI
58	T	2.2230	4.0968	4.1903	2.1304	2.0639	4.0807	4.1577	2.2238	25.1666			
	S	213.164	209.032	205.833	206.747	212.418	213.867	200.067	207.569	208.133			
59	T	2.2346	4.1146	4.1346	2.1180	2.0602	4.0614	4.1559	2.2240	25.1033			
	S	212.057	208.128	208.605	207.958	212.799	214.883	200.154	207.550	208.658			
60	T	2.2379	4.1293	4.1920	2.1386	2.0683	4.0870	4.1436	2.2171	25.2138			
	S	211.745	207.387	205.749	205.955	211.966	213.537	200.748	208.196	207.743			
61	T	2.2268	4.1131	4.1890	2.1331	2.0623	4.1005	4.1585	2.2228	25.2061			
	S	212.800	208.204	205.896	206.486	212.583	212.834	200.028	207.662	207.807			
62	T	2.2226	4.1347	4.2483	2.1482	2.0789	4.2028	4.2427	2.2571	25.5353			
	S	213.202	207.116	203.022	205.034	210.885	207.654	196.059	204.506	205.128			
63	T	2.2602	4.1634	4.1782	2.1332	2.0651	4.0721	4.1602	2.2257	25.2581			
	S	209.656	205.689	206.429	206.476	212.294	214.319	199.947	207.391	207.379			
64	T	2.2364	4.1155	4.2055	2.1373	2.0706	4.0869	4.1717	2.2303	25.2542			
	S	211.887	208.083	205.089	206.080	211.730	213.543	199.395	206.964	207.411			
65	T	2.2389	4.1243	4.1589	2.1249	2.0596	4.0895	4.1709	2.2290	25.1960			
	S	211.650	207.639	207.387	207.282	212.861	213.407	199.434	207.084	207.890			
66	T	2.2423	4.1379	4.1954	2.1418	2.0730	4.1105	4.1671	2.2301	25.2981			
	S	211.329	206.956	205.582	205.647	211.485	212.317	199.616	206.982	207.051			
67	T	2.2422	4.1570	4.2196	2.1444	2.0737	4.0981	4.1675	2.2280	25.3305			
	S	211.339	206.005	204.403	205.398	211.414	212.959	199.596	207.177	206.786			
68	T	2.2455	4.1385	4.2425	2.1588	2.0871	4.1171	4.1772	2.2316	25.3983			
	S	211.028	206.926	203.300	204.027	210.057	211.976	199.133	206.843	206.234			
69	T	2.2503	4.1459	4.2080	2.1431	2.0865	4.1640	4.1848	2.2319	25.4145			
	S	210.578	206.557	204.967	205.522	210.117	209.589	198.771	206.815	206.103			
70	T	2.2448	4.1483	4.1889	2.1402	2.0851	4.1146	4.1714	2.2308	25.3241			
	S	211.094	206.437	205.901	205.801	210.258	212.105	199.410	206.917	206.839			
71	T	2.2438	4.1338	4.1896	2.1396	2.0720	4.1027	4.1714	2.2335	25.2864			
	S	211.188	207.161	205.867	205.858	211.587	212.720	199.410	206.667	207.147			
72	T	2.2402	4.1366	4.1916	2.1385	2.0920	4.1690	4.1918	2.2377	25.3974			
	S	211.527	207.021	205.769	205.964	209.565	209.337	198.439	206.279	206.242			
73	T	2.2438	4.1505	4.1950	2.1450	2.0757	4.1019	4.1946	2.2362	25.3427			
	S	211.188	206.328	205.602	205.340	211.210	212.762	198.307	206.418	206.687			
74	T	2.2420	4.1549	4.1981	2.1392	2.0723	4.1242	4.1875	2.2336	25.3518			
	S	211.358	206.109	205.450	205.897	211.557	211.611	198.643	206.658	206.613			
75	T	2.2470	4.1577	4.2476	2.1626	2.0866	4.1447	4.1927	2.2365	25.4754			
	S	210.887	205.971	203.056	203.669	210.107	210.565	198.397	206.390	205.610			
76	T	2.2497	4.1526	4.2585	2.1956	2.1076	4.1998	4.2400	2.2530	25.6568			
	S	210.634	206.223	202.536	200.608	208.013	207.802	196.184	204.878	204.156			

Event: Firestone 600
Track: Texas Motor Speedway
Report: Section Data Report
Session: Race

Round 8
1.455 mile(s)
Verizon INDYCAR Series
June 7, 2014



Section Data for Car 17 - Saavedra, Sebastian

Lap	T/S	SF to T1	T1 to SS1	SS1 to T2	T2 to BS	BS to T3	T3 to SS2	SS2 to T4	T4 to SF	Lap	PI to PO	PO to SF	SF to PI
77	T	2.2563	4.1970	4.2896	2.1917	2.1032	4.1916	4.2339	2.2539	25.7172			
	S	210.018	204.042	201.068	200.965	208.449	208.209	196.466	204.797	203.677			
78	T	2.2595	4.1829	4.3117	2.1933	2.1073	4.1929	4.2799	2.2683	25.7958			
	S	209.721	204.730	200.037	200.818	208.043	208.144	194.355	203.496	203.056			
79	T	2.2651	4.2099	4.3357	2.1869	2.1009	4.1813	4.2346	2.2525	25.7669			
	S	209.202	203.417	198.930	201.406	208.677	208.722	196.434	204.924	203.284			
80	T	2.2583	4.1747	4.3259	2.1954	2.1072	4.1764	4.2584	2.2546	25.7509			
	S	209.832	205.132	199.380	200.626	208.053	208.966	195.336	204.733	203.410			
81	T	2.2543	4.1819	4.3282	2.1815	2.0981	4.1973	4.2838	2.2660	25.7911			
	S	210.204	204.779	199.275	201.904	208.955	207.926	194.178	203.703	203.093			
82	T	2.2592	4.1810	4.3768	2.1967	2.1079	4.1616	4.2287	2.2464	25.7583			
	S	209.748	204.823	197.062	200.507	207.984	209.710	196.708	205.480	203.352			
83	T	2.2505	4.1478	4.3568	2.1944	2.1048	4.1471	4.2385	2.2486	25.6885			
	S	210.559	206.462	197.966	200.718	208.290	210.443	196.253	205.279	203.904			
84	T	2.2492	4.1592	4.3722	2.2041	2.1117	4.1617	4.2677	2.2596	25.7854			
	S	210.681	205.896	197.269	199.834	207.610	209.705	194.910	204.280	203.138			
85	T	2.2573	4.1585	4.3540	2.1947	2.1072	4.1761	4.2774	2.2625	25.7877			
	S	209.925	205.931	198.094	200.690	208.053	208.981	194.468	204.018	203.120			
86	T	2.2562	4.1840	4.3621	2.2022	2.1079	4.2332	4.2754	2.2569	25.8779			
	S	210.027	204.676	197.726	200.007	207.984	206.163	194.559	204.524	202.412			
87	T	2.2500	4.2786	4.5706	2.2688	2.1532	4.3768	4.4920	2.3356	26.7256			
	S	210.606	200.150	188.706	194.135	203.608	199.398	185.178	197.633	195.992			
88	T	2.3090	4.2295	4.4617	2.2309	2.1285	4.4068	4.6010	2.3745	26.7419			
	S	205.225	202.474	193.312	197.434	205.971	198.041	180.791	194.395	195.872			
89	T	2.3314	4.2713	4.4807	2.2467	2.1397	4.2712	4.3671	2.3065	26.4146			
	S	203.253	200.493	192.492	196.045	204.893	204.328	190.474	200.126	198.299			
90	T	2.2804	4.2811	4.4031	2.2178	2.1157	4.2807	4.4438	2.3241	26.3467			
	S	207.798	200.034	195.885	198.600	207.217	203.875	187.186	198.611	198.810			
91	T	2.2960	4.2439	4.4164	2.2275	2.1298	4.2120	4.3071	2.2718	26.1045			
	S	206.387	201.787	195.295	197.735	205.845	207.200	193.127	203.183	200.655			
92	T	2.2597	4.1775	4.3720	2.1973	2.1083	4.1980	4.3144	2.2727	25.8999			
	S	209.702	204.994	197.278	200.453	207.944	207.891	192.800	203.102	202.240			
93	T	2.2650	4.1944	4.3964	2.2087	2.1143	4.2223	4.4650	2.3579	26.2240			
	S	209.211	204.168	196.183	199.418	207.354	206.695	186.297	195.764	199.741			
94	T	2.3230	4.3306	4.5657	2.2922	2.1717	4.3457	4.4711	2.3442	26.8442			
	S	203.988	197.747	188.909	192.154	201.874	200.825	186.043	196.908	195.126			
95	T	2.3065	4.2764	4.5465	2.4180	2.7422	6.4520			38.5385	29.8612		31.2433
	S	205.447	200.253	189.706	182.157	159.875	135.265			135.916	30.094		149.836

Event: Firestone 600
Track: Texas Motor Speedway
Report: Section Data Report
Session: Race

Round 8
1.455 mile(s)
Verizon INDYCAR Series
June 7, 2014



Section Data for Car 17 - Saavedra, Sebastian

Lap	T/S	SF to T1	T1 to SS1	SS1 to T2	T2 to BS	BS to T3	T3 to SS2	SS2 to T4	T4 to SF	Lap	PI to PO	PO to SF	SF to PI
96	T			6.7550	2.9057	2.5461	4.6198	4.4455	2.3236	55.0878		32.5218	
	S			127.683	151.583	172.188	188.910	187.115	198.653	95.085		143.463	
97	T	2.3061	4.2092	4.2555	2.1433	2.0760	4.0721	4.1172	2.2093	25.3887			
	S	205.483	203.450	202.679	205.503	211.180	214.319	202.035	208.931	206.312			
98	T	2.2242	4.0628	4.1139	2.1055	2.0460	4.0521	4.1197	2.2058	24.9300			
	S	213.049	210.782	209.655	209.192	214.276	215.377	201.912	209.262	210.108			
99	T	2.2042	4.1348	4.3050	2.1485	2.0732	4.1305	4.1397	2.2036	25.3395			
	S	214.982	207.111	200.348	205.006	211.465	211.289	200.937	209.471	206.713			
100	T	2.2086	4.1147	4.2480	2.1336	2.0699	4.1033	4.1433	2.2072	25.2286			
	S	214.554	208.123	203.037	206.437	211.802	212.689	200.762	209.130	207.622			
101	T	2.2090	4.0668	4.1994	2.1339	2.0611	4.0961	4.1443	2.2074	25.1180			
	S	214.515	210.574	205.386	206.408	212.706	213.063	200.714	209.111	208.536			
102	T	2.2120	4.0462	4.2304	2.1438	2.0784	4.1368	4.1769	2.2136	25.2381			
	S	214.224	211.646	203.881	205.455	210.936	210.967	199.147	208.525	207.543			
103	T	2.2120	4.0820	4.2447	2.1450	2.0884	4.1416	4.1795	2.2239	25.3171			
	S	214.224	209.790	203.195	205.340	209.926	210.722	199.023	207.559	206.896			
104	T	2.2263	4.1089	4.2314	2.1350	2.0591	4.1262	4.2083	2.2254	25.3206			
	S	212.848	208.417	203.833	206.302	212.913	211.509	197.661	207.419	206.867			
105	T	2.2250	4.1137	4.2204	2.1305	2.0508	4.0924	4.1454	2.1874	25.1656			
	S	212.972	208.174	204.365	206.738	213.775	213.256	200.661	211.023	208.141			
106	T	2.1852	4.0878	4.2309	2.1342	2.0484	4.1203	4.1795	2.2142	25.2005			
	S	216.851	209.493	203.857	206.379	214.025	211.812	199.023	208.468	207.853			
107	T	2.2241	4.1329	4.2627	2.1408	2.0691	4.1417	4.2275	2.2389	25.4377			
	S	213.059	207.206	202.337	205.743	211.884	210.717	196.764	206.169	205.915			
108	T	2.2393	4.1237	4.2827	2.1686	2.0886	4.2414	4.2796	2.2417	25.6656			
	S	211.612	207.669	201.392	203.105	209.906	205.764	194.368	205.911	204.086			
109	T	2.2427	4.1594	4.3307	2.1815	2.0960	4.2015	4.3077	2.2640	25.7835			
	S	211.292	205.886	199.159	201.904	209.165	207.718	193.100	203.883	203.153			
110	T	2.2624	4.1468	4.3093	2.1825	2.1041	4.1296	4.2228	2.2396	25.5971			
	S	209.452	206.512	200.149	201.812	208.359	211.335	196.983	206.104	204.633			
111	T	2.2471	4.1598	4.3242	2.1997	2.1074	4.1556	4.2186	2.2431	25.6555			
	S	210.878	205.867	199.459	200.234	208.033	210.012	197.179	205.783	204.167			
112	T	2.2440	4.1335	4.2872	2.1807	2.0976	4.1624	4.2125	2.2416	25.5595			
	S	211.169	207.176	201.180	201.979	209.005	209.669	197.464	205.920	204.934			
113	T	2.2470	4.1453	4.2856	2.1825	2.0943	4.1377	4.2386	2.2495	25.5805			
	S	210.887	206.587	201.255	201.812	209.334	210.921	196.248	205.197	204.765			
114	T	2.2473	4.1302	4.2935	2.1743	2.0903	4.1096	4.1931	2.2358	25.4741			
	S	210.859	207.342	200.885	202.573	209.735	212.363	198.378	206.454	205.621			

Event: Firestone 600
Track: Texas Motor Speedway
Report: Section Data Report
Session: Race

Round 8
1.455 mile(s)
Verizon INDYCAR Series
June 7, 2014



Section Data for Car 17 - Saavedra, Sebastian

Lap	T/S	SF to T1	T1 to SS1	SS1 to T2	T2 to BS	BS to T3	T3 to SS2	SS2 to T4	T4 to SF	Lap	PI to PO	PO to SF	SF to PI
115	T	2.2298	4.0986	4.2947	2.1852	2.1000	4.1782	4.2710	2.2752	25.6327			
	S	212.514	208.941	200.829	201.563	208.766	208.876	194.760	202.879	204.348			
116	T	2.2570	4.2363	4.6968	2.3434	2.2096	4.3976	4.6687	2.4099	27.2193			
	S	209.953	202.149	183.636	187.955	198.411	198.455	178.169	191.539	192.437			
117	T	2.3642	4.5002	4.7812	2.3742	2.2281	4.5717	4.7546	2.4241	27.9983			
	S	200.433	190.295	180.394	185.517	196.764	190.898	174.950	190.417	187.083			
118	T	2.3653	4.3653	4.6722	2.4132	2.5585	6.6588			39.5085	28.4691		32.2086
	S	200.340	196.175	184.603	182.519	171.354	131.064			132.579	31.565		145.345
119	T			9.2052	3.8457	3.6442	7.7932	8.7505	3.3569	67.8561		46.6869	
	S			93.697	114.532	120.303	111.986	95.060	137.505	77.193		99.936	
120	T	3.0455	5.8091	5.8877	2.7312	2.5395	5.8070	6.3532	2.9847	35.1579			
	S	155.595	147.418	146.492	161.268	172.636	150.289	130.929	154.652	148.985			
121	T	3.1334	6.5732	9.5110	6.0016	4.9721	12.1490	15.1297	5.6579	63.1279			
	S	151.230	130.281	90.684	73.390	88.174	71.835	54.979	81.583	82.974			
122	T	4.9463	11.9922	10.1761	5.3346	5.1828	9.8571	13.3197	5.6602	66.4690			
	S	95.802	71.410	84.757	82.566	84.589	88.538	62.450	81.550	78.804			
123	T	5.7590	9.8039	9.4211	5.5931	5.4999	9.8823	11.9775	4.8869	62.8237			
	S	82.282	87.349	91.550	78.750	79.712	88.312	69.448	94.455	83.376			
124	T	5.1218	9.1271	9.8076	4.2925	3.7069	8.4203	13.2574	4.0080	57.7416			
	S	92.519	93.826	87.942	102.610	118.268	103.646	62.744	115.167	90.714			
125	T	4.8682	10.3390	9.9544	4.8501	5.7523	13.5972	14.3585	4.6728	68.3925			
	S	97.339	82.828	86.645	90.813	76.215	64.184	57.932	98.783	76.587			
126	T	3.9603	10.4974	11.0943	5.4553	5.3189	12.2845	12.2108	5.0600	65.8815			
	S	119.653	81.579	77.743	80.739	82.425	71.043	68.122	91.223	79.506			
127	T	5.5012	10.4744	10.9700	5.8004	5.4165	12.4052	15.0835	5.6628	71.3140			
	S	86.138	81.758	78.624	75.935	80.940	70.352	55.148	81.513	73.450			
128	T	5.5956	9.7609	9.3552	5.0625	4.9600	10.5316	11.4621	5.6517	62.3796			
	S	84.685	87.734	92.195	87.003	88.389	82.867	72.571	81.673	83.970			
129	T	4.6852	6.6030	6.0305	2.8468	2.5916	5.3334	5.5193	2.7918	36.4016			
	S	101.141	129.693	143.023	154.719	169.165	163.634	150.711	165.338	143.895			
130	T	2.6856	4.9761	4.9732	2.6473	2.4579	5.3686	8.0720	5.0903	36.2710			
	S	176.446	172.095	173.430	166.379	178.367	162.561	103.050	90.680	144.413			
131	T	5.4898	10.6455	10.7010	5.3568	5.3837	9.9492	10.5272	5.3528	63.4060			
	S	86.317	80.444	80.600	82.223	81.433	87.718	79.016	86.234	82.610			
132	T	5.2426	10.5975	10.8208	5.2988	5.3069	10.1833	10.0813	5.3715	62.9027			
	S	90.387	80.808	79.708	83.123	82.611	85.702	82.511	85.933	83.271			
133	T	4.6832	8.9503	9.3745	3.9934	3.6868	7.1021	6.6078	2.7407	47.1388			
	S	101.184	95.680	92.005	110.296	118.913	122.883	125.884	168.421	111.119			

Event: Firestone 600
 Track: Texas Motor Speedway
 Report: Section Data Report
 Session: Race

Round 8
 1.455 mile(s)
 Verizon INDYCAR Series
 June 7, 2014



Section Data for Car 17 - Saavedra, Sebastian

Lap	T/S	SF to T1	T1 to SS1	SS1 to T2	T2 to BS	BS to T3	T3 to SS2	SS2 to T4	T4 to SF	Lap	PI to PO	PO to SF	SF to PI
134	T	2.5956	4.5881	4.4305	2.1711	2.0863	4.0789	4.1169	2.1839	26.2513			
	S	182.564	186.649	194.673	202.872	210.137	213.961	202.050	211.361	199.533			
135	T	2.1809	4.0143	4.1058	2.0880	2.0186	4.0331	4.1077	2.1790	24.7274			
	S	217.279	213.328	210.069	210.946	217.185	216.391	202.502	211.836	211.830			
136	T	2.1803	4.0242	4.1452	2.1022	2.0400	4.0226	4.0872	2.1811	24.7828			
	S	217.339	212.803	208.072	209.521	214.906	216.956	203.518	211.632	211.356			
137	T	2.1821	4.0156	4.1484	2.1070	2.0338	4.0597	4.1373	2.1732	24.8571			
	S	217.159	213.259	207.911	209.043	215.562	214.973	201.053	212.401	210.725			
138	T	2.1745	4.0633	4.2275	2.1225	2.0483	4.1222	4.1956	2.2148	25.1687			
	S	217.918	210.756	204.021	207.517	214.036	211.714	198.260	208.412	208.116			
139	T	2.2105	4.0512	4.1871	2.1264	2.0511	4.0568	4.1226	2.1953	25.0010			
	S	214.369	211.385	205.990	207.136	213.743	215.127	201.770	210.263	209.512			
140	T	2.1953	4.0487	4.2530	2.1481	2.0728	4.0842	4.1504	2.2179	25.1704			
	S	215.854	211.516	202.798	205.044	211.506	213.684	200.419	208.121	208.102			
141	T	2.2199	4.0508	4.2455	2.1390	2.0740	4.0834	4.1496	2.2042	25.1664			
	S	213.462	211.406	203.156	205.916	211.383	213.726	200.457	209.414	208.135			
142	T	2.2072	4.0546	4.2596	2.1455	2.0705	4.0799	4.1538	2.2086	25.1797			
	S	214.690	211.208	202.484	205.292	211.741	213.909	200.255	208.997	208.025			
143	T	2.2111	4.0654	4.2594	2.1482	2.0921	4.2053	4.2578	2.2334	25.4727			
	S	214.311	210.647	202.493	205.034	209.555	207.530	195.363	206.676	205.632			
144	T	2.2362	4.0931	4.2440	2.1523	2.0779	4.0845	4.1872	2.2287	25.3039			
	S	211.906	209.221	203.228	204.644	210.987	213.668	198.657	207.112	207.004			
145	T	2.2271	4.0993	4.2411	2.1514	2.0769	4.1147	4.1707	2.2183	25.2995			
	S	212.772	208.905	203.367	204.729	211.088	212.100	199.443	208.083	207.040			
146	T	2.2226	4.0746	4.2736	2.1629	2.0825	4.1178	4.1976	2.2343	25.3659			
	S	213.202	210.171	201.820	203.641	210.521	211.940	198.165	206.593	206.498			
147	T	2.2371	4.0970	4.2683	2.1634	2.0873	4.0863	4.2176	2.2386	25.3956			
	S	211.820	209.022	202.071	203.594	210.036	213.574	197.225	206.196	206.256			
148	T	2.2423	4.1116	4.2375	2.1525	2.0859	4.0855	4.1759	2.2304	25.3216			
	S	211.329	208.280	203.540	204.625	210.177	213.616	199.195	206.954	206.859			
149	T	2.2399	4.1037	4.2447	2.1520	2.0772	4.0994	4.1741	2.2300	25.3210			
	S	211.556	208.681	203.195	204.672	211.058	212.891	199.281	206.991	206.864			
150	T	2.2420	4.1034	4.2488	2.1545	2.0788	4.0833	4.1877	2.2362	25.3347			
	S	211.358	208.696	202.998	204.435	210.895	213.731	198.634	206.418	206.752			
151	T	2.2394	4.1303	4.2462	2.1573	2.0858	4.1067	4.1908	2.2330	25.3895			
	S	211.603	207.337	203.123	204.169	210.188	212.513	198.487	206.713	206.306			
152	T	2.2405	4.1017	4.2964	2.1707	2.0873	4.1202	4.1987	2.2320	25.4475			
	S	211.499	208.783	200.749	202.909	210.036	211.817	198.113	206.806	205.836			

Event: Firestone 600
Track: Texas Motor Speedway
Report: Section Data Report
Session: Race

Round 8
1.455 mile(s)
Verizon INDYCAR Series
June 7, 2014



Section Data for Car 17 - Saavedra, Sebastian

Lap	T/S	SF to T1	T1 to SS1	SS1 to T2	T2 to BS	BS to T3	T3 to SS2	SS2 to T4	T4 to SF	Lap	PI to PO	PO to SF	SF to PI
153	T	2.2368	4.1070	4.3028	2.1660	2.0839	4.0951	4.2026	2.2318	25.4260			
	S	211.849	208.513	200.451	203.349	210.379	213.115	197.929	206.824	206.010			
154	T	2.2375	4.1224	4.2612	2.1557	2.0792	4.1046	4.1832	2.2251	25.3689			
	S	211.783	207.734	202.408	204.321	210.855	212.622	198.847	207.447	206.473			
155	T	2.2300	4.1023	4.2669	2.1563	2.0800	4.1395	4.2323	2.2347	25.4420			
	S	212.495	208.752	202.137	204.264	210.774	210.829	196.540	206.556	205.880			
156	T	2.2329	4.0981	4.3243	2.1800	2.0918	4.1526	4.2066	2.2333	25.5196			
	S	212.219	208.966	199.454	202.043	209.585	210.164	197.741	206.686	205.254			
157	T	2.2339	4.1083	4.2876	2.1642	2.0818	4.1404	4.2255	2.2387	25.4804			
	S	212.124	208.447	201.161	203.518	210.591	210.783	196.857	206.187	205.570			
158	T	2.2377	4.1125	4.3325	2.1815	2.0939	4.1288	4.2509	2.2450	25.5828			
	S	211.764	208.234	199.077	201.904	209.374	211.376	195.680	205.608	204.747			
159	T	2.2406	4.1083	4.4007	2.2113	2.1111	4.1808	4.2532	2.2471	25.7531			
	S	211.490	208.447	195.992	199.184	207.669	208.746	195.575	205.416	203.393			
160	T	2.2375	4.0980	4.4024	2.2046	2.1092	4.1694	4.2927	2.2631	25.7769			
	S	211.783	208.971	195.916	199.789	207.856	209.317	193.775	203.964	203.205			
161	T	2.2530	4.1232	4.4174	2.2100	2.1142	4.1853	4.3334	2.2712	25.9077			
	S	210.326	207.694	195.251	199.301	207.364	208.522	191.955	203.237	202.179			
162	T	2.2523	4.1308	4.5706	2.2855	2.1684	4.2580	4.3338	2.2714	26.2708			
	S	210.391	207.312	188.706	192.717	202.181	204.962	191.937	203.219	199.385			
163	T	2.2558	4.1538	4.4217	2.2152	2.1215	4.1968	4.3632	2.2810	26.0090			
	S	210.065	206.164	195.061	198.833	206.651	207.951	190.644	202.363	201.392			
164	T	2.2622	4.1949	4.4001	2.2027	2.1068	4.2506	4.3352	2.2780	26.0305			
	S	209.470	204.144	196.018	199.961	208.092	205.319	191.875	202.630	201.225			
165	T	2.2544	4.2023	4.5020	2.2612	2.1492	4.2467	4.4371	2.3143	26.3672			
	S	210.195	203.785	191.582	194.788	203.987	205.507	187.469	199.452	198.656			
166	T	2.2824	4.2424	4.4747	2.2354	2.1310	4.2519	4.4175	2.3170	26.3523			
	S	207.616	201.858	192.750	197.036	205.729	205.256	188.301	199.219	198.768			
167	T	2.2920	4.2883	4.5767	2.2819	2.1647	4.3384	4.5329	2.3575	26.8324			
	S	206.747	199.698	188.455	193.021	202.526	201.163	183.507	195.797	195.212			
168	T	2.3191	4.5048	5.0314	2.5523	2.6737	6.7042			39.5328	28.1943		32.2310
	S	204.331	190.100	171.423	172.572	163.971	130.176			132.498	31.873		145.244
169	T			6.8136	2.9674	2.5814	4.5965	4.3645	2.2707	53.1697		32.2772	
	S			126.585	148.431	169.834	189.868	190.587	203.281	98.515		144.550	
170	T	2.2566	4.1897	4.2426	2.1277	2.0676	4.0666	4.1439	2.2087	25.3034			
	S	209.990	204.397	203.295	207.010	212.038	214.609	200.733	208.988	207.008			
171	T	2.2261	4.0566	4.1302	2.1111	2.0449	4.0481	4.1563	2.2066	24.9799			
	S	212.867	211.104	208.828	208.637	214.391	215.589	200.134	209.186	209.689			

Event: Firestone 600
Track: Texas Motor Speedway
Report: Section Data Report
Session: Race

Round 8
1.455 mile(s)
Verizon INDYCAR Series
June 7, 2014



Section Data for Car 17 - Saavedra, Sebastian

Lap	T/S	SF to T1	T1 to SS1	SS1 to T2	T2 to BS	BS to T3	T3 to SS2	SS2 to T4	T4 to SF	Lap	PI to PO	PO to SF	SF to PI
172	T	2.2154	4.0888	4.1909	2.1161	2.0453	4.1293	4.2113	2.1985	25.1956			
	S	213.895	209.441	205.803	208.144	214.350	211.350	197.521	209.957	207.893			
173	T	2.1959	4.1624	4.2792	2.1573	2.0747	4.0926	4.1721	2.2025	25.3367			
	S	215.795	205.738	201.556	204.169	211.312	213.245	199.376	209.576	206.736			
174	T	2.2011	4.0402	4.1797	2.1199	2.0502	4.0500	4.1621	2.2069	25.0101			
	S	215.285	211.961	206.355	207.771	213.837	215.488	199.855	209.158	209.435			
175	T	2.2069	4.0820	4.2008	2.1312	2.0696	4.1457	4.2189	2.2163	25.2714			
	S	214.719	209.790	205.318	206.670	211.833	210.514	197.165	208.271	207.270			
176	T	2.2140	4.1003	4.3299	2.1681	2.0843	4.1914	4.2548	2.2547	25.5975			
	S	214.031	208.854	199.196	203.152	210.339	208.219	195.501	204.724	204.629			
177	T	2.2527	4.1198	4.4181	2.2908	2.4779	6.1604			37.2147	14.9816		29.9106
	S	210.354	207.865	195.220	192.271	176.928	141.667			140.751	59.983		156.512
178	T			7.2637	3.0732	2.6422	4.7081	4.4694	2.3217	40.7397		33.0622	
	S			118.741	143.321	165.926	185.367	186.114	198.816	128.572		141.118	
179	T	2.3102	4.2030	4.2374	2.1487	2.0782	4.1013	4.1702	2.2279	25.4769			
	S	205.118	203.751	203.545	204.987	210.956	212.793	199.467	207.187	205.598			
180	T	2.2441	4.1169	4.2349	2.1562	2.0854	4.1329	4.2167	2.2421	25.4292			
	S	211.160	208.012	203.665	204.274	210.228	211.166	197.268	205.874	205.984			
181	T	2.2542	4.1261	4.2378	2.1501	2.0781	4.0685	4.1816	2.2316	25.3280			
	S	210.214	207.548	203.525	204.853	210.966	214.508	198.923	206.843	206.807			
182	T	2.2484	4.1079	4.2277	2.1484	2.0781	4.0736	4.1961	2.2338	25.3140			
	S	210.756	208.467	204.012	205.015	210.966	214.240	198.236	206.639	206.921			
183	T	2.2523	4.1281	4.2189	2.1466	2.0796	4.0909	4.1758	2.2323	25.3245			
	S	210.391	207.447	204.437	205.187	210.814	213.334	199.200	206.778	206.835			
184	T	2.2475	4.1182	4.2606	2.1601	2.0865	4.0898	4.1884	2.2356	25.3867			
	S	210.840	207.946	202.436	203.905	210.117	213.391	198.600	206.473	206.329			
185	T	2.2467	4.1234	4.2262	2.1539	2.0820	4.1022	4.1837	2.2361	25.3542			
	S	210.915	207.684	204.084	204.492	210.571	212.746	198.824	206.427	206.593			
186	T	2.2482	4.1322	4.2414	2.1610	2.0875	4.0974	4.2350	2.2538	25.4565			
	S	210.775	207.242	203.353	203.820	210.016	212.995	196.415	204.806	205.763			
187	T	2.2564	4.1623	4.2953	2.1759	2.0947	4.1528	4.3439	2.3035	25.7848			
	S	210.009	205.743	200.801	202.424	209.294	210.154	191.491	200.387	203.143			
188	T	2.2979	4.2477	4.4228	2.2054	2.1142	4.1670	4.2547	2.2598	25.9695			
	S	206.216	201.606	195.012	199.716	207.364	209.438	195.506	204.262	201.698			
189	T	2.2645	4.1487	4.3533	2.1873	2.1003	4.1471	4.2426	2.2507	25.6945			
	S	209.258	206.417	198.126	201.369	208.736	210.443	196.063	205.088	203.857			
190	T	2.2528	4.1548	4.2927	2.1691	2.0880	4.1416	4.2757	2.2604	25.6351			
	S	210.344	206.114	200.922	203.059	209.966	210.722	194.545	204.208	204.329			

Event: Firestone 600
Track: Texas Motor Speedway
Report: Section Data Report
Session: Race

Round 8
1.455 mile(s)
Verizon INDYCAR Series
June 7, 2014



Section Data for Car 17 - Saavedra, Sebastian

Lap	T/S	SF to T1	T1 to SS1	SS1 to T2	T2 to BS	BS to T3	T3 to SS2	SS2 to T4	T4 to SF	Lap	PI to PO	PO to SF	SF to PI
191	T	2.2571	4.1492	4.3464	2.1815	2.0941	4.1653	4.2581	2.2533	25.7050			
	S	209.944	206.392	198.440	201.904	209.354	209.523	195.350	204.851	203.774			
192	T	2.2563	4.1706	4.3539	2.1913	2.1046	4.1675	4.2670	2.2633	25.7745			
	S	210.018	205.333	198.098	201.001	208.310	209.413	194.942	203.946	203.224			
193	T	2.2576	4.1627	4.3062	2.1779	2.0945	4.1582	4.2441	2.2479	25.6491			
	S	209.897	205.723	200.293	202.238	209.314	209.881	195.994	205.343	204.218			
194	T	2.2516	4.1475	4.3373	2.1867	2.1008	4.1622	4.2647	2.2622	25.7130			
	S	210.456	206.477	198.856	201.424	208.687	209.679	195.047	204.045	203.710			
195	T	2.2560	4.1533	4.3423	2.1933	2.1052	4.1807	4.2994	2.2775	25.8077			
	S	210.046	206.189	198.627	200.818	208.251	208.751	193.473	202.674	202.963			
196	T	2.2631	4.1911	4.3077	2.2079	2.1145	4.1819	4.3100	2.2705	25.8467			
	S	209.387	204.329	200.223	199.490	207.335	208.692	192.997	203.299	202.656			
197	T	2.2633	4.1934	4.3941	2.2131	2.1196	4.1894	4.3472	2.2853	26.0054			
	S	209.368	204.217	196.286	199.022	206.836	208.318	191.346	201.983	201.420			
198	T	2.2765	4.3552	4.6020	2.2795	2.1600	4.2480	4.3786	2.2912	26.5910			
	S	208.154	196.630	187.419	193.224	202.967	205.444	189.974	201.463	196.984			
199	T	2.2702	4.1973	4.3960	2.2189	2.1179	4.2551	4.4243	2.3064	26.1861			
	S	208.732	204.027	196.201	198.501	207.002	205.101	188.011	200.135	200.030			
200	T	2.2881	4.2408	4.4424	2.2334	2.1319	4.2112	4.4109	2.3084	26.2671			
	S	207.099	201.934	194.152	197.213	205.642	207.240	188.582	199.961	199.413			
201	T	2.2877	4.2338	4.6064	2.3715	2.5373	6.4651			38.0514	32.3524		30.7457
	S	207.135	202.268	187.239	185.728	172.786	134.991			137.656	27.776		152.261
202	T			7.0645	3.0219	2.6104	4.6567	4.3931	2.2838	57.9583		32.9116	
	S			122.089	145.754	167.947	187.413	189.347	202.115	90.375		141.764	
203	T	2.2770	4.1987	4.4878	2.2195	2.1265	4.1524	4.2143	2.2400	25.9162			
	S	208.109	203.959	192.188	198.448	206.165	210.174	197.380	206.067	202.113			
204	T	2.2521	4.1530	4.2996	2.1687	2.0873	4.0857	4.1813	2.2251	25.4528			
	S	210.410	206.204	200.600	203.096	210.036	213.605	198.938	207.447	205.793			
205	T	2.2304	4.0995	4.1902	2.1231	2.0549	4.0709	4.1498	2.2042	25.1230			
	S	212.457	208.895	205.837	207.458	213.348	214.382	200.448	209.414	208.494			
206	T	2.2050	4.1114	4.2476	2.1408	2.0715	4.1198	4.2068	2.2188	25.3217			
	S	214.904	208.290	203.056	205.743	211.638	211.837	197.732	208.036	206.858			
207	T	2.2367	4.1581	4.2645	2.1394	2.0955	4.1382	4.1910	2.2164	25.4398			
	S	211.858	205.951	202.251	205.878	209.215	210.895	198.477	208.262	205.898			
208	T	2.2188	4.1111	4.2159	2.1319	2.0708	4.0968	4.1995	2.2333	25.2781			
	S	213.568	208.305	204.583	206.602	211.710	213.027	198.076	206.686	207.215			
209	T	2.2475	4.1491	4.2704	2.1574	2.0898	4.1792	4.2696	2.2420	25.6050			
	S	210.840	206.397	201.972	204.160	209.785	208.826	194.823	205.884	204.569			

Event: Firestone 600
 Track: Texas Motor Speedway
 Report: Section Data Report
 Session: Race

Round 8
 1.455 mile(s)
 Verizon INDYCAR Series
 June 7, 2014



Section Data for Car 17 - Saavedra, Sebastian

Lap	T/S	SF to T1	T1 to SS1	SS1 to T2	T2 to BS	BS to T3	T3 to SS2	SS2 to T4	T4 to SF	Lap	PI to PO	PO to SF	SF to PI
210	T	2.2551	4.1866	4.3205	2.1636	2.0929	4.1643	4.2000	2.2183	25.6013			
	S	210.130	204.549	199.630	203.575	209.474	209.574	198.052	208.083	204.599			
211	T	2.2324	4.1488	4.2886	2.1559	2.0854	4.2308	4.3347	2.2545	25.7311			
	S	212.266	206.412	201.115	204.302	210.228	206.279	191.898	204.742	203.567			
212	T	2.2498	4.1650	4.3238	2.1738	2.0974	4.1533	4.2368	2.2370	25.6369			
	S	210.625	205.610	199.477	202.620	209.025	210.129	196.332	206.344	204.315			
213	T	2.2353	4.1469	4.2921	2.1636	2.0889	4.2136	4.2918	2.2418	25.6740			
	S	211.991	206.507	200.951	203.575	209.876	207.122	193.816	205.902	204.020			
214	T	2.2413	4.1528	4.3488	2.1928	2.1039	4.2192	4.3341	2.2578	25.8507			
	S	211.424	206.214	198.331	200.864	208.379	206.847	191.924	204.443	202.625			
215	T	2.2522	4.1716	4.3670	2.1928	2.1015	4.1760	4.2709	2.2557	25.7877			
	S	210.400	205.284	197.504	200.864	208.617	208.986	194.764	204.633	203.120			
216	T	2.2577	4.1428	4.3243	2.1805	2.0969	4.1421	4.2329	2.2429	25.6201			
	S	209.888	206.711	199.454	201.997	209.075	210.697	196.513	205.801	204.449			
217	T	2.2501	4.1654	4.3027	2.1746	2.0942	4.1240	4.2070	2.2408	25.5588			
	S	210.597	205.590	200.456	202.545	209.344	211.622	197.722	205.994	204.939			
218	T	2.2431	4.1177	4.2783	2.1652	2.0878	4.1522	4.2588	2.2366	25.5397			
	S	211.254	207.971	201.599	203.424	209.986	210.184	195.318	206.381	205.092			
219	T	2.2459	4.1388	4.2421	2.1426	2.0748	4.1580	4.2483	2.2346	25.4851			
	S	210.991	206.911	203.319	205.570	211.302	209.891	195.800	206.565	205.532			
220	T	2.2389	4.1525	4.2465	2.1457	2.0725	4.1775	4.2909	2.2434	25.5679			
	S	211.650	206.228	203.108	205.273	211.536	208.911	193.856	205.755	204.866			
221	T	2.2507	4.1777	4.3869	2.1751	2.0988	4.2635	4.3457	2.2597	25.9581			
	S	210.541	204.984	196.608	202.499	208.886	204.697	191.412	204.271	201.787			
222	T	2.2554	4.1647	4.3423	2.1873	2.1042	4.1576	4.3041	2.2671	25.7827			
	S	210.102	205.624	198.627	201.369	208.350	209.911	193.262	203.604	203.159			
223	T	2.2613	4.1788	4.3112	2.1763	2.0980	4.1523	4.2509	2.2542	25.6830			
	S	209.554	204.931	200.060	202.387	208.965	210.179	195.680	204.769	203.948			
224	T	2.2582	4.1504	4.2957	2.1761	2.0949	4.1900	4.2826	2.2548	25.7027			
	S	209.841	206.333	200.782	202.405	209.274	208.288	194.232	204.715	203.792			
225	T	2.2628	4.1961	4.3112	2.1719	2.0852	4.1858	4.2820	2.2468	25.7418			
	S	209.415	204.086	200.060	202.797	210.248	208.497	194.259	205.444	203.482			
226	T	2.2453	4.1589	4.3986	2.1982	2.1070	4.2304	4.3198	2.2672	25.9254			
	S	211.047	205.911	196.085	200.371	208.073	206.299	192.559	203.595	202.041			
227	T	2.2631	4.1788	4.3981	2.2099	2.1153	4.1660	4.2822	2.2657	25.8791			
	S	209.387	204.931	196.107	199.310	207.256	209.488	194.250	203.730	202.403			
228	T	2.2662	4.1825	4.4076	2.2258	2.1325	4.2070	4.2885	2.2658	25.9759			
	S	209.101	204.749	195.685	197.886	205.585	207.446	193.965	203.721	201.648			

Event: Firestone 600
Track: Texas Motor Speedway
Report: Section Data Report
Session: Race

Round 8
1.455 mile(s)
Verizon INDYCAR Series
June 7, 2014



Section Data for Car 17 - Saavedra, Sebastian

Lap	T/S	SF to T1	T1 to SS1	SS1 to T2	T2 to BS	BS to T3	T3 to SS2	SS2 to T4	T4 to SF	Lap	PI to PO	PO to SF	SF to PI
229	T	2.2644	4.2114	4.3850	2.2012	2.1104	4.1764	4.3801	2.3162	26.0451			
	S	209.267	203.344	196.693	200.097	207.737	208.966	189.908	199.288	201.113			
230	T	2.2974	4.3218	4.5150	2.2510	2.1418	4.2161	4.2952	2.2692	26.3075			
	S	206.261	198.150	191.030	195.671	204.692	206.999	193.662	203.416	199.107			
231	T	2.2609	4.2133	4.3578	2.1861	2.0966	4.2157	4.3115	2.2754	25.9173			
	S	209.591	203.252	197.921	201.480	209.105	207.018	192.930	202.861	202.104			
232	T	2.2737	4.1940	4.3995	2.2064	2.1103	4.3218	4.4325	2.2870	26.2252			
	S	208.411	204.188	196.045	199.626	207.747	201.936	187.663	201.832	199.732			
233	T	2.2674	4.2561	4.4106	2.1945	2.1036	4.3135	4.4055	2.2719	26.2231			
	S	208.990	201.209	195.552	200.708	208.409	202.325	188.814	203.174	199.748			
234	T	2.2577	4.2617	4.7059	2.3631	2.2198	4.3468	4.4952	2.3310	26.9812			
	S	209.888	200.944	183.281	186.388	197.499	200.775	185.046	198.023	194.135			
235	T	2.3039	4.2780	4.6091	2.2943	2.1768	4.4431	4.4623	2.3048	26.8723			
	S	205.679	200.179	187.130	191.978	201.401	196.423	186.410	200.274	194.922			
236	T	2.2997	4.4237	4.6894	2.3071	2.2009	4.4634	4.4429	2.2923	27.1194			
	S	206.055	193.585	183.925	190.913	199.195	195.530	187.224	201.366	193.146			
237	T	2.2757	4.3396	5.0714	2.5811	2.6059	5.8656	5.9108	2.8803	31.5304			
	S	208.228	197.337	170.071	170.646	168.237	148.787	140.729	160.258	166.125			
238	T	2.7318	5.1679	5.7385	3.6728	3.8509	6.5084	5.9736	3.2414	36.8853			
	S	173.462	165.708	150.301	119.923	113.846	134.092	139.249	142.405	142.008			
239	T	3.7477	6.9354	6.4612	3.4823	3.1654	5.9277	5.9997	3.0205	38.7399			
	S	126.441	123.477	133.489	126.484	138.500	147.229	138.643	152.819	135.209			
240	T	2.8091	5.1776	9.8314	5.4740	3.8694	8.2026			57.0931	28.2379		49.1720
	S	168.689	165.398	87.729	80.463	113.302	106.396			91.745	31.824		95.204
241	T			7.0115	2.9872	2.6187	6.9303	9.4525	3.9530	62.2680		41.9512	
	S			123.012	147.447	167.415	125.929	88.000	116.770	84.120		111.217	
242	T	4.2233	11.3742	9.5580	5.1662	4.0708	8.3437	9.2114	3.0182	54.9658			
	S	112.202	75.290	90.239	85.257	107.696	104.597	90.303	152.936	95.296			
243	T	2.7044	4.7161	4.6459	2.2951	2.1795	4.4464	4.3811	2.2870	27.6555			
	S	175.220	181.583	185.648	191.911	201.151	196.277	189.865	201.832	189.402			
244	T	2.2723	4.3352	4.3954	2.2092	2.1150	4.1030	4.1538	2.2046	25.7885			
	S	208.539	197.537	196.228	199.373	207.286	212.705	200.255	209.376	203.114			
245	T	2.3398	5.3606	6.6967									
	S	202.523	159.751	128.795									

Event: Firestone 600
Track: Texas Motor Speedway
Report: Section Data Report
Session: Race

Round 8
1.455 mile(s)
Verizon INDYCAR Series
June 7, 2014



Section Data for Car 18 - Huertas, Carlos (R)

Lap	T/S	SF to T1	T1 to SS1	SS1 to T2	T2 to BS	BS to T3	T3 to SS2	SS2 to T4	T4 to SF	Lap	PI to PO	PO to SF	SF to PI
1	T	2.7560	4.7180	4.4836	2.2023	2.0913	4.3047	4.3562	2.2761	27.1882		84.3748	
	S	171.939	181.510	192.368	199.998	209.635	202.738	190.950	202.799	192.657		55.297	
2	T	2.2555	4.1759	4.1868	2.1216	2.0362	4.1758	4.2390	2.2432	25.4340			
	S	210.093	205.073	206.005	207.605	215.307	208.996	196.230	205.773	205.945			
3	T	2.2375	4.1540	4.1845	2.1304	2.0550	4.2192	4.2342	2.2444	25.4592			
	S	211.783	206.154	206.118	206.747	213.338	206.847	196.452	205.663	205.741			
4	T	2.2340	4.1266	4.2140	2.1532	2.0692	4.2451	4.3882	2.2984	25.7287			
	S	212.114	207.523	204.675	204.558	211.874	205.585	189.558	200.831	203.586			
5	T	2.2772	4.1926	4.3008	2.1791	2.2864	5.5167	6.2563	3.5474	30.5565			
	S	208.090	204.256	200.544	202.127	191.746	158.197	132.957	130.121	171.420			
6	T	3.5512	6.5649	8.0813	6.9246	7.8434	11.1524	11.3400	5.4855	60.9433			
	S	133.438	130.446	106.728	63.607	55.895	78.255	73.353	84.147	85.949			
7	T	5.9525	9.9540	9.5656	6.3943	6.6125	9.9861	9.9234	4.8584	63.2468			
	S	79.607	86.032	90.167	68.882	66.300	87.394	83.824	95.009	82.818			
8	T	5.0648	9.1171	9.5091	5.3985	5.4278	8.3922	7.5908	3.7632	54.2635			
	S	93.560	93.929	90.703	81.588	80.771	103.993	109.582	122.659	96.529			
9	T	4.1137	7.9893	8.6590	5.2549	5.1226	10.1238	8.9454	4.4339	54.6426			
	S	115.192	107.189	99.607	83.818	85.583	86.206	92.988	104.105	95.859			
10	T	4.9011	9.3906	9.2368	5.6438	4.8693	7.7710	8.2923	4.2706	54.3755			
	S	96.685	91.194	93.376	78.042	90.035	112.306	100.312	108.086	96.330			
11	T	5.0042	9.3320	8.1311	4.0879	3.2453	6.5501	6.0174	2.7348	45.1028			
	S	94.693	91.766	106.074	107.746	135.090	133.239	138.235	168.784	116.135			
12	T	2.5760	4.5333	4.4418	2.2338	2.1369	4.4468	4.3887	2.2993	27.0566			
	S	183.953	188.905	194.178	197.177	205.161	196.260	189.536	200.753	193.594			
13	T	2.2917	4.2037	4.2331	2.1390	2.0513	4.1470	4.2205	2.2304	25.5167			
	S	206.774	203.717	203.751	205.916	213.723	210.448	197.090	206.954	205.277			
14	T	2.2415	4.2688	4.3379	2.1700	2.0717	4.2509	4.3136	2.2759	25.9303			
	S	211.405	200.610	198.829	202.974	211.618	205.304	192.836	202.817	202.003			
15	T	2.2563	4.1809	4.2085	2.1543	2.0820	4.1679	4.2256	2.2513	25.5268			
	S	210.018	204.828	204.942	204.454	210.571	209.393	196.852	205.033	205.196			
16	T	2.2463	4.1294	4.1592	2.1179	2.0435	4.0995	4.1712	2.2131	25.1801			
	S	210.953	207.382	207.372	207.968	214.538	212.886	199.419	208.572	208.021			
17	T	2.2139	4.1883	4.2850	2.1738	2.0816	4.2015	4.2772	2.2589	25.6802			
	S	214.040	204.466	201.284	202.620	210.612	207.718	194.477	204.343	203.970			
18	T	2.2479	4.1490	4.2666	2.1713	2.0780	4.1624	4.2490	2.2611	25.5853			
	S	210.803	206.402	202.152	202.853	210.976	209.669	195.768	204.144	204.727			
19	T	2.2521	4.1617	4.2463	2.1669	2.0876	4.1692	4.2588	2.2569	25.5995			
	S	210.410	205.773	203.118	203.265	210.006	209.327	195.318	204.524	204.613			

Event: Firestone 600
 Track: Texas Motor Speedway
 Report: Section Data Report
 Session: Race

Round 8
 1.455 mile(s)
 Verizon INDYCAR Series
 June 7, 2014



Section Data for Car 18 - Huertas, Carlos (R)

Lap	T/S	SF to T1	T1 to SS1	SS1 to T2	T2 to BS	BS to T3	T3 to SS2	SS2 to T4	T4 to SF	Lap	PI to PO	PO to SF	SF to PI
20	T	2.2481	4.1846	4.2946	2.1800	2.0905	4.1916	4.2467	2.2586	25.6947			
	S	210.784	204.646	200.834	202.043	209.715	208.209	195.874	204.370	203.855			
21	T	2.2494	4.1611	4.2689	2.1726	2.0827	4.1809	4.2847	2.2798	25.6801			
	S	210.662	205.802	202.043	202.732	210.500	208.741	194.137	202.470	203.971			
22	T	2.2661	4.1853	4.2509	2.1747	2.0856	4.1644	4.2841	2.2710	25.6821			
	S	209.110	204.612	202.898	202.536	210.208	209.569	194.164	203.254	203.955			
23	T	2.2547	4.2011	4.2869	2.1849	2.0969	4.2273	4.3545	2.3049	25.9112			
	S	210.167	203.843	201.194	201.590	209.075	206.450	191.025	200.265	202.152			
24	T	2.2904	4.2430	4.3182	2.1932	2.1043	4.1810	4.3248	2.2958	25.9507			
	S	206.891	201.830	199.736	200.827	208.340	208.736	192.337	201.059	201.844			
25	T	2.2853	4.2294	4.3107	2.2002	2.1087	4.1905	4.2913	2.2833	25.8994			
	S	207.353	202.479	200.084	200.188	207.905	208.263	193.838	202.160	202.244			
26	T	2.2783	4.2225	4.3183	2.1978	2.1026	4.1845	4.2673	2.2801	25.8514			
	S	207.990	202.810	199.731	200.407	208.508	208.562	194.928	202.443	202.620			
27	T	2.2748	4.2212	4.2909	2.1877	2.0976	4.1830	4.2723	2.2741	25.8016			
	S	208.310	202.872	201.007	201.332	209.005	208.637	194.700	202.977	203.011			
28	T	2.2584	4.1972	4.4524	2.2509	2.1408	4.2537	4.3120	2.2901	26.1555			
	S	209.823	204.032	193.716	195.679	204.788	205.169	192.908	201.559	200.264			
29	T	2.2750	4.2405	4.3311	2.2019	2.1110	4.2479	4.3615	2.3006	26.0695			
	S	208.292	201.949	199.141	200.034	207.678	205.449	190.718	200.639	200.924			
30	T	2.2833	4.2537	4.3523	2.2116	2.1207	4.2946	4.4205	2.3298	26.2665			
	S	207.535	201.322	198.171	199.157	206.728	203.215	188.173	198.125	199.418			
31	T	2.3065	4.2884	4.3405	2.2074	2.1184	4.2592	4.3770	2.3261	26.2235			
	S	205.447	199.693	198.710	199.535	206.953	204.904	190.043	198.440	199.745			
32	T	2.3140	4.3186	4.3986	2.2340	2.1371	4.2422	4.2908	2.2870	26.2223			
	S	204.781	198.297	196.085	197.160	205.142	205.725	193.861	201.832	199.754			
33	T	2.2769	4.2541	4.2945	2.1868	2.0997	4.2482	4.3665	2.3194	26.0461			
	S	208.118	201.303	200.838	201.415	208.796	205.435	190.500	199.013	201.105			
34	T	2.3060	4.2948	4.3299	2.1951	2.1037	4.3431	4.5632	2.3792	26.5150			
	S	205.492	199.395	199.196	200.654	208.399	200.946	182.288	194.011	197.549			
35	T	2.3432	4.3212	4.3800	2.2241	2.1276	4.2864	4.4180	2.3338	26.4343			
	S	202.229	198.177	196.918	198.037	206.058	203.604	188.279	197.785	198.152			
36	T	2.3162	4.3104	4.3551	2.2098	2.1169	4.2841	4.3822	2.3021	26.2768			
	S	204.587	198.674	198.044	199.319	207.100	203.713	189.817	200.509	199.339			
37	T	2.2918	4.2764	4.3662	2.2164	2.1190	4.2864	4.3992	2.3155	26.2709			
	S	206.765	200.253	197.540	198.725	206.894	203.604	189.084	199.348	199.384			
38	T	2.2907	4.2917	4.3508	2.2027	2.1073	4.3129	4.5277	2.3619	26.4457			
	S	206.864	199.539	198.239	199.961	208.043	202.353	183.718	195.432	198.066			

Event: Firestone 600
Track: Texas Motor Speedway
Report: Section Data Report
Session: Race

Round 8
1.455 mile(s)
Verizon INDYCAR Series
June 7, 2014



Section Data for Car 18 - Huertas, Carlos (R)

Lap	T/S	SF to T1	T1 to SS1	SS1 to T2	T2 to BS	BS to T3	T3 to SS2	SS2 to T4	T4 to SF	Lap	PI to PO	PO to SF	SF to PI
39	T	2.3314	4.3256	4.3859	2.2033	2.1184	4.4227	4.5553	2.3806	26.7232			
	S	203.253	197.976	196.653	199.907	206.953	197.329	182.604	193.897	196.009			
40	T	2.3404	4.3280	4.5159	2.2708	2.1551	4.3541	4.4283	2.3337	26.7263			
	S	202.471	197.866	190.992	193.964	203.429	200.438	187.841	197.794	195.987			
41	T	2.3214	4.4442	4.5154	2.2586	2.1433	4.5370	4.5377	2.3362	27.0938			
	S	204.128	192.692	191.013	195.012	204.549	192.358	183.313	197.582	193.328			
42	T	2.3190	4.3401	4.4738	2.2526	2.1487	4.3227	4.4097	2.3284	26.5950			
	S	204.340	197.314	192.789	195.532	204.035	201.894	188.634	198.244	196.954			
43	T	2.3960	4.5253	4.4962	2.2533	2.1529	4.3661	4.4770	2.3310	26.9978			
	S	197.773	189.239	191.829	195.471	203.637	199.887	185.798	198.023	194.016			
44	T	2.2959	4.3064	4.4290	2.2332	2.1355	4.3324	4.4370	2.3320	26.5014			
	S	206.396	198.858	194.739	197.230	205.296	201.442	187.473	197.938	197.650			
45	T	2.3159	4.3187	4.3595	2.2132	2.1194	4.3073	4.3641	2.3064	26.3045			
	S	204.613	198.292	197.844	199.013	206.855	202.616	190.605	200.135	199.129			
46	T	2.2921	4.3103	4.3845	2.2159	2.1185	4.2809	4.3130	2.2845	26.1997			
	S	206.738	198.678	196.716	198.770	206.943	203.865	192.863	202.053	199.926			
47	T	2.2786	4.2701	4.3303	2.1899	2.1038	4.3800	4.4716	2.3388	26.3631			
	S	207.963	200.549	199.178	201.130	208.389	199.253	186.022	197.362	198.687			
48	T	2.3050	4.4341	4.4493	2.2382	2.1378	4.3279	4.3824	2.3097	26.5844			
	S	205.581	193.131	193.851	196.790	205.075	201.651	189.809	199.849	197.033			
49	T	2.2915	4.3783	4.4800	2.2534	2.1551	4.3984	4.4269	2.3333	26.7169			
	S	206.792	195.593	192.522	195.462	203.429	198.419	187.901	197.828	196.056			
50	T	2.3192	4.4097	4.4694	2.2527	2.1502	4.3474	4.4228	2.3274	26.6988			
	S	204.322	194.200	192.979	195.523	203.892	200.747	188.075	198.329	196.189			
51	T	2.3075	4.3055	4.4202	2.2266	2.1321	4.2837	4.4905	2.3564	26.5225			
	S	205.358	198.900	195.127	197.815	205.623	203.732	185.240	195.888	197.493			
52	T	2.3249	4.3099	4.4585	2.2305	2.1311	4.2278	4.2927	2.2766	26.2520			
	S	203.821	198.697	193.451	197.469	205.720	206.426	193.775	202.755	199.528			
53	T	2.2727	4.2549	4.3254	2.1913	2.1003	4.2505	4.2997	2.2805	25.9753			
	S	208.503	201.265	199.404	201.001	208.736	205.323	193.460	202.408	201.653			
54	T	2.2792	4.2519	4.2944	2.1719	2.0896	4.2414	4.3582	2.3001	25.9867			
	S	207.908	201.407	200.843	202.797	209.805	205.764	190.863	200.683	201.565			
55	T	2.2876	4.2809	4.3469	2.1915	2.1008	4.2392	4.3130	2.2843	26.0442			
	S	207.144	200.043	198.417	200.983	208.687	205.871	192.863	202.071	201.120			
56	T	2.2753	4.2347	4.2855	2.1703	2.0861	4.2329	4.3162	2.2770	25.8780			
	S	208.264	202.225	201.260	202.946	210.157	206.177	192.720	202.719	202.411			
57	T	2.2645	4.2541	4.3366	2.1980	2.1050	4.2153	4.2684	2.2628	25.9047			
	S	209.258	201.303	198.889	200.389	208.270	207.038	194.878	203.991	202.203			

Event: Firestone 600
Track: Texas Motor Speedway
Report: Section Data Report
Session: Race

Round 8
1.455 mile(s)
Verizon INDYCAR Series
June 7, 2014



Section Data for Car 18 - Huertas, Carlos (R)

Lap	T/S	SF to T1	T1 to SS1	SS1 to T2	T2 to BS	BS to T3	T3 to SS2	SS2 to T4	T4 to SF	Lap	PI to PO	PO to SF	SF to PI
58	T	2.2575	4.2631	4.3250	2.1873	2.1039	4.2329	4.2831	2.2723	25.9251			
	S	209.906	200.878	199.422	201.369	208.379	206.177	194.209	203.138	202.044			
59	T	2.2631	4.2571	4.3378	2.2828	2.8504	6.5438			38.8805	29.7718		31.4497
	S	209.387	201.161	198.834	192.945	153.806	133.367			134.720	30.184		148.852
60	T			5.9853	2.7716	2.5006	4.6400	4.5265	2.3663	53.6632		31.3222	
	S			144.103	158.917	175.322	188.088	183.766	195.069	97.609		148.958	
61	T	2.3441	4.2818	4.2277	2.1465	2.0799	4.1304	4.1939	2.2455	25.6498			
	S	202.152	200.001	204.012	205.197	210.784	211.294	198.340	205.563	204.212			
62	T	2.2537	4.1822	4.2322	2.1719	2.0932	4.1643	4.2753	2.2840	25.6568			
	S	210.260	204.764	203.795	202.797	209.444	209.574	194.564	202.098	204.156			
63	T	2.2926	4.3094	4.3114	2.1800	2.0953	4.1165	4.1876	2.2365	25.7293			
	S	206.693	198.720	200.051	202.043	209.235	212.007	198.638	206.390	203.581			
64	T	2.2364	4.1284	4.1723	2.1355	2.0594	4.0829	4.1684	2.2320	25.2153			
	S	211.887	207.432	206.721	206.254	212.882	213.752	199.553	206.806	207.731			
65	T	2.2341	4.1366	4.1681	2.1390	2.0613	4.0902	4.1796	2.2426	25.2515			
	S	212.105	207.021	206.929	205.916	212.686	213.370	199.019	205.828	207.433			
66	T	2.2508	4.1539	4.1899	2.1459	2.0710	4.1422	4.1925	2.2369	25.3831			
	S	210.531	206.159	205.852	205.254	211.690	210.692	198.406	206.353	206.358			
67	T	2.2360	4.1590	4.2208	2.1465	2.0649	4.1486	4.2761	2.2648	25.5167			
	S	211.925	205.906	204.345	205.197	212.315	210.367	194.527	203.811	205.277			
68	T	2.2565	4.2931	4.3195	2.2004	2.1221	4.1853	4.2632	2.2782	25.9183			
	S	209.999	199.474	199.676	200.170	206.592	208.522	195.116	202.612	202.097			
69	T	2.2811	4.2177	4.2112	2.1556	2.0809	4.1393	4.2212	2.2607	25.5677			
	S	207.735	203.040	204.811	204.330	210.682	210.839	197.057	204.181	204.868			
70	T	2.2585	4.1897	4.2111	2.1572	2.0839	4.1456	4.2028	2.2539	25.5027			
	S	209.813	204.397	204.816	204.179	210.379	210.519	197.920	204.797	205.390			
71	T	2.2587	4.1808	4.1874	2.1492	2.0785	4.1260	4.1977	2.2500	25.4283			
	S	209.795	204.832	205.975	204.939	210.926	211.519	198.160	205.152	205.991			
72	T	2.2567	4.1819	4.1913	2.1493	2.0767	4.1482	4.2574	2.2713	25.5328			
	S	209.981	204.779	205.783	204.929	211.109	210.387	195.382	203.228	205.148			
73	T	2.2704	4.4067	4.4124	2.2209	2.1274	4.1692	4.2336	2.2589	26.0995			
	S	208.714	194.332	195.472	198.323	206.077	209.327	196.480	204.343	200.693			
74	T	2.2563	4.1993	4.2094	2.1550	2.0798	4.1155	4.2175	2.2580	25.4908			
	S	210.018	203.930	204.899	204.387	210.794	212.059	197.230	204.425	205.486			
75	T	2.2623	4.1863	4.2038	2.1552	2.0797	4.1160	4.1850	2.2493	25.4376			
	S	209.461	204.563	205.172	204.368	210.804	212.033	198.762	205.215	205.916			
76	T	2.2509	4.1733	4.1929	2.1480	2.0745	4.1563	4.2133	2.2584	25.4676			
	S	210.522	205.201	205.705	205.053	211.332	209.977	197.427	204.388	205.673			

Event: Firestone 600
 Track: Texas Motor Speedway
 Report: Section Data Report
 Session: Race

Round 8
 1.455 mile(s)
 Verizon INDYCAR Series
 June 7, 2014



Section Data for Car 18 - Huertas, Carlos (R)

Lap	T/S	SF to T1	T1 to SS1	SS1 to T2	T2 to BS	BS to T3	T3 to SS2	SS2 to T4	T4 to SF	Lap	PI to PO	PO to SF	SF to PI
77	T	2.2621	4.1805	4.1987	2.1542	2.0790	4.1244	4.2197	2.2669	25.4855			
	S	209.480	204.847	205.421	204.463	210.875	211.601	197.127	203.622	205.529			
78	T	2.2629	4.1906	4.2422	2.1665	2.0877	4.1587	4.2497	2.2770	25.6353			
	S	209.405	204.353	203.314	203.302	209.996	209.856	195.736	202.719	204.328			
79	T	2.2717	4.1981	4.2201	2.1626	2.0832	4.1573	4.2426	2.2676	25.6032			
	S	208.594	203.988	204.379	203.669	210.450	209.926	196.063	203.559	204.584			
80	T	2.2634	4.1956	4.2160	2.1576	2.0805	4.1549	4.2372	2.2640	25.5692			
	S	209.359	204.110	204.578	204.141	210.723	210.048	196.313	203.883	204.856			
81	T	2.2630	4.2040	4.2501	2.1699	2.0865	4.2049	4.2621	2.2713	25.7118			
	S	209.396	203.702	202.936	202.984	210.117	207.550	195.166	203.228	203.720			
82	T	2.2663	4.1976	4.2819	2.1790	2.0893	4.1690	4.2454	2.2626	25.6911			
	S	209.091	204.013	201.429	202.136	209.835	209.337	195.934	204.009	203.884			
83	T	2.2538	4.1903	4.3042	2.1975	2.1149	4.2186	4.2946	2.2874	25.8613			
	S	210.251	204.368	200.386	200.434	207.295	206.876	193.689	201.797	202.542			
84	T	2.2765	4.2098	4.3382	2.2000	2.1057	4.2330	4.3021	2.2817	25.9470			
	S	208.154	203.421	198.815	200.207	208.201	206.172	193.352	202.301	201.873			
85	T	2.2666	4.2145	4.3642	2.2136	2.1210	4.3067	4.3493	2.2841	26.1200			
	S	209.064	203.195	197.631	198.977	206.699	202.644	191.253	202.089	200.536			
86	T	2.2598	4.2799	4.4406	2.2314	2.1336	4.4742	4.5738	2.3729	26.7662			
	S	209.693	200.090	194.231	197.389	205.479	195.058	181.866	194.526	195.695			
87	T	2.3277	4.3123	4.4204	2.2107	2.1151	4.2847	4.3667	2.3043	26.3419			
	S	203.576	198.586	195.118	199.238	207.276	203.685	190.491	200.317	198.847			
88	T	2.2906	4.2276	4.2538	2.1628	2.0811	4.2083	4.2526	2.2597	25.7365			
	S	206.873	202.565	202.760	203.650	210.662	207.382	195.602	204.271	203.524			
89	T	2.2523	4.2500	4.3556	2.2248	2.1380	4.4130	4.4962	2.3707	26.5006			
	S	210.391	201.497	198.021	197.975	205.056	197.763	185.005	194.707	197.656			
90	T	2.3496	4.3668	4.4351	2.2269	2.1424	4.4708	4.4406	2.3318	26.7640			
	S	201.678	196.108	194.471	197.788	204.635	195.206	187.321	197.955	195.711			
91	T	2.3115	4.3220	4.3169	2.1865	2.1041	4.1898	4.2901	2.2745	25.9954			
	S	205.003	198.141	199.796	201.443	208.359	208.298	193.892	202.942	201.497			
92	T	2.2684	4.2245	4.2613	2.1653	2.0891	4.1887	4.2664	2.2633	25.7270			
	S	208.898	202.714	202.403	203.415	209.855	208.353	194.970	203.946	203.599			
93	T	2.2607	4.2074	4.2488	2.1592	2.0801	4.1478	4.2658	2.2610	25.6308			
	S	209.609	203.537	202.998	203.990	210.763	210.407	194.997	204.153	204.364			
94	T	2.2508	4.2028	4.2725	2.1674	2.0860	4.3212	4.4624	2.3137	26.0768			
	S	210.531	203.760	201.872	203.218	210.167	201.964	186.406	199.503	200.868			
95	T	2.2868	4.3678	4.5617	2.2780	2.1681	4.2274	4.2807	2.2712	26.4417			
	S	207.217	196.063	189.074	193.351	202.209	206.445	194.318	203.237	198.096			

Event: Firestone 600
Track: Texas Motor Speedway
Report: Section Data Report
Session: Race

Round 8
1.455 mile(s)
Verizon INDYCAR Series
June 7, 2014



Section Data for Car 18 - Huertas, Carlos (R)

Lap	T/S	SF to T1	T1 to SS1	SS1 to T2	T2 to BS	BS to T3	T3 to SS2	SS2 to T4	T4 to SF	Lap	PI to PO	PO to SF	SF to PI
96	T	2.2704	4.2073	4.2498	2.1647	2.0877	4.1625	4.2355	2.2529	25.6308			
	S	208.714	203.542	202.951	203.471	209.996	209.664	196.392	204.887	204.364			
97	T	2.2527	4.2221	4.2732	2.1676	2.0908	4.1634	4.2495	2.2570	25.6763			
	S	210.354	202.829	201.839	203.199	209.685	209.619	195.745	204.515	204.001			
98	T	2.2584	4.2005	4.2247	2.1558	2.0816	4.1597	4.2250	2.2447	25.5504			
	S	209.823	203.872	204.157	204.311	210.612	209.805	196.880	205.636	205.007			
99	T	2.2446	4.1808	4.2754	2.1726	2.0913	4.1409	4.2356	2.2565	25.5977			
	S	211.113	204.832	201.736	202.732	209.635	210.758	196.387	204.561	204.628			
100	T	2.2552	4.1982	4.2469	2.1634	2.0851	4.1304	4.2153	2.2435	25.5380			
	S	210.120	203.984	203.089	203.594	210.258	211.294	197.333	205.746	205.106			
101	T	2.2531	4.2059	4.2372	2.1599	2.0842	4.1452	4.2404	2.2584	25.5843			
	S	210.316	203.610	203.554	203.924	210.349	210.539	196.165	204.388	204.735			
102	T	2.2581	4.1827	4.2507	2.1643	2.0869	4.1650	4.2313	2.2490	25.5880			
	S	209.851	204.739	202.908	203.509	210.077	209.538	196.587	205.243	204.705			
103	T	2.2493	4.2207	4.2656	2.1642	2.0859	4.1357	4.2051	2.2424	25.5689			
	S	210.672	202.896	202.199	203.518	210.177	211.023	197.812	205.847	204.858			
104	T	2.2469	4.1684	4.2094	2.1453	2.0751	4.1216	4.1973	2.2368	25.4008			
	S	210.897	205.442	204.899	205.311	211.271	211.745	198.179	206.362	206.214			
105	T	2.2460	4.1812	4.2360	2.1588	2.0852	4.1439	4.2317	2.2568	25.5396			
	S	210.981	204.813	203.612	204.027	210.248	210.605	196.568	204.533	205.093			
106	T	2.2558	4.1978	4.2557	2.1668	2.0886	4.1491	4.2308	2.2534	25.5980			
	S	210.065	204.003	202.669	203.274	209.906	210.341	196.610	204.842	204.625			
107	T	2.2502	4.1896	4.2139	2.1500	2.0804	4.1429	4.2280	2.2503	25.5053			
	S	210.587	204.402	204.680	204.863	210.733	210.656	196.740	205.124	205.369			
108	T	2.2512	4.1974	4.2683	2.1719	2.0902	4.1340	4.2412	2.2544	25.6086			
	S	210.494	204.022	202.071	202.797	209.745	211.110	196.128	204.751	204.541			
109	T	2.2521	4.1983	4.2644	2.1721	2.0901	4.1627	4.2566	2.2636	25.6599			
	S	210.410	203.979	202.256	202.778	209.755	209.654	195.418	203.919	204.132			
110	T	2.2593	4.1940	4.2865	2.1797	2.0967	4.1595	4.3134	2.2886	25.7777			
	S	209.739	204.188	201.213	202.071	209.095	209.815	192.845	201.691	203.199			
111	T	2.2793	4.4893	4.4877	2.2515	2.1450	4.2213	4.2637	2.2630	26.4008			
	S	207.899	190.757	192.192	195.627	204.387	206.744	195.093	203.973	198.403			
112	T	2.2657	4.2386	4.3557	2.2735	2.9239	6.7277			39.7498	31.3447		32.2286
	S	209.147	202.039	198.016	193.734	149.940	129.721			131.774	28.669		145.255
113	T			5.7016	2.6540	2.4207	4.4376	4.3144	2.2795	53.9979		30.1744	
	S			151.273	165.959	181.108	196.667	192.800	202.497	97.004		154.624	
114	T	2.2719	4.1835	4.1575	2.1292	2.0716	4.0641	4.1371	2.2247	25.2396			
	S	208.576	204.700	207.456	206.864	211.628	214.741	201.063	207.485	207.531			

Event: Firestone 600
 Track: Texas Motor Speedway
 Report: Section Data Report
 Session: Race

Round 8
 1.455 mile(s)
 Verizon INDYCAR Series
 June 7, 2014



Section Data for Car 18 - Huertas, Carlos (R)

Lap	T/S	SF to T1	T1 to SS1	SS1 to T2	T2 to BS	BS to T3	T3 to SS2	SS2 to T4	T4 to SF	Lap	PI to PO	PO to SF	SF to PI
115	T	2.2319	4.1221	4.1380	2.1277	2.0667	4.1673	4.2067	2.2272	25.2876			
	S	212.314	207.749	208.434	207.010	212.130	209.423	197.737	207.252	207.137			
116	T	2.2333	4.1827	4.2366	2.1579	2.0849	4.1242	4.2128	2.2506	25.4830			
	S	212.181	204.739	203.583	204.113	210.278	211.611	197.450	205.097	205.549			
117	T	2.2491	4.1571	4.1705	2.1433	2.0745	4.1017	4.1872	2.2458	25.3292			
	S	210.690	206.000	206.810	205.503	211.332	212.772	198.657	205.535	206.797			
118	T	2.2479	4.1392	4.1597	2.1338	2.0619	5.1505	8.5352	4.1285	32.5567			
	S	210.803	206.891	207.347	206.418	212.624	169.445	97.457	111.806	160.889			
119	T	3.8596	6.5819	5.5451	2.7415	3.3362	8.1111	8.1769	3.5847	41.9370			
	S	122.775	130.109	155.543	160.662	131.410	107.597	101.728	128.767	124.902			
120	T	3.2605	6.1580	6.9014	3.7496	3.7096	9.6446	11.5347	5.6976	50.6560			
	S	145.335	139.065	124.975	117.467	118.182	90.489	72.114	81.015	103.403			
121	T	5.9666	10.5558	9.8630	4.9358	4.8427	12.3777	13.4052	5.7586	67.7054			
	S	79.419	81.127	87.448	89.237	90.530	70.508	62.052	80.157	77.365			
122	T	5.7576	11.1086	11.2945	5.4664	5.1187	10.1851	12.4511	5.8291	67.2111			
	S	82.302	77.090	76.365	80.575	85.649	85.687	66.807	79.187	77.934			
123	T	5.5053	10.3269	10.4929	5.2706	5.2946	10.9052	11.1670	6.2100	65.1725			
	S	86.074	82.926	82.198	83.568	82.803	80.029	74.489	74.330	80.371			
124	T	5.9961	10.5139	10.0430	4.1804	3.6346	8.9801	11.8506	4.3294	59.5281			
	S	79.029	81.451	85.881	105.362	120.621	97.185	70.192	106.618	87.992			
125	T	5.3904	10.1024	9.6990	5.1998	5.7214	13.0549	12.8473	5.0857	67.1009			
	S	87.909	84.768	88.927	84.706	76.626	66.851	64.747	90.763	78.062			
126	T	4.9871	11.2597	10.7577	5.0692	5.6653	11.8554	12.1718	5.5580	67.3242			
	S	95.018	76.056	80.175	86.888	77.385	73.614	68.340	83.050	77.803			
127	T	5.4824	10.5944	10.9741	5.6639	5.5215	12.2936	14.4282	5.6240	70.5821			
	S	86.434	80.832	78.594	77.765	79.400	70.990	57.652	82.075	74.211			
128	T	5.4985	10.0221	9.7869	4.9966	4.9060	10.5789	11.4693	5.5818	62.8401			
	S	86.181	85.448	88.128	88.151	89.362	82.497	72.526	82.696	83.354			
129	T	4.4194	6.2654	5.3452	2.5139	2.3884	5.0245	5.4420	2.7929	34.1917			
	S	107.224	136.681	161.360	175.208	183.558	173.694	152.852	165.273	153.195			
130	T	2.6447	5.1070	5.2716	2.6250	2.7257	5.6410	9.3871	5.5971	38.9992			
	S	179.175	167.684	163.613	167.792	160.843	154.711	88.613	82.470	134.310			
131	T	5.4353	10.9804	10.5971	5.2263	5.2799	10.3969	10.3113	5.4618	63.6890			
	S	87.183	77.990	81.390	84.277	83.034	83.941	80.671	84.513	82.243			
132	T	5.1955	10.5616	10.8681	5.0714	5.2857	10.3271	10.0054	5.4598	62.7746			
	S	91.207	81.083	79.361	86.851	82.942	84.508	83.137	84.544	83.441			
133	T	4.4806	9.3035	9.1981	4.1414	3.7789	7.3289	6.7001	2.7980	47.7295			
	S	105.759	92.047	93.769	106.354	116.015	119.080	124.150	164.972	109.743			

Event: Firestone 600
Track: Texas Motor Speedway
Report: Section Data Report
Session: Race

Round 8
1.455 mile(s)
Verizon INDYCAR Series
June 7, 2014



Section Data for Car 18 - Huertas, Carlos (R)

Lap	T/S	SF to T1	T1 to SS1	SS1 to T2	T2 to BS	BS to T3	T3 to SS2	SS2 to T4	T4 to SF	Lap	PI to PO	PO to SF	SF to PI
134	T	2.5989	4.6620	4.5159	2.2694	2.1711	4.4604	4.5402	2.3741	27.5920			
	S	182.332	183.690	190.992	194.084	201.929	195.661	183.212	194.428	189.838			
135	T	2.3451	4.4014	4.3802	2.1985	2.0922	4.2226	4.3840	2.2879	26.3119			
	S	202.065	194.566	196.909	200.343	209.545	206.680	189.740	201.753	199.073			
136	T	2.2678	4.3091	4.4522	2.2342	2.1210	4.2234	4.2157	2.2333	26.0567			
	S	208.953	198.734	193.724	197.142	206.699	206.641	197.314	206.686	201.023			
137	T	2.2395	4.1359	4.1413	2.1222	2.0508	4.0793	4.1797	2.2358	25.1845			
	S	211.593	207.056	208.268	207.546	213.775	213.940	199.014	206.454	207.985			
138	T	2.2424	4.1468	4.1521	2.1207	2.0537	4.0553	4.1388	2.2145	25.1243			
	S	211.320	206.512	207.726	207.693	213.473	215.207	200.981	208.440	208.483			
139	T	2.2267	4.0964	4.1029	2.1058	2.0397	4.0715	4.1742	2.2284	25.0456			
	S	212.810	209.053	210.217	209.163	214.938	214.350	199.276	207.140	209.139			
140	T	2.2287	4.1163	4.1372	2.1270	2.0608	4.0822	4.1815	2.2286	25.1623			
	S	212.619	208.042	208.474	207.078	212.737	213.788	198.928	207.121	208.169			
141	T	2.2362	4.1413	4.2025	2.1361	2.0585	4.0924	4.1902	2.2263	25.2835			
	S	211.906	206.786	205.235	206.196	212.975	213.256	198.515	207.335	207.171			
142	T	2.2176	4.1686	4.2276	2.1392	2.0719	4.2094	4.2960	2.2720	25.6023			
	S	213.683	205.432	204.016	205.897	211.598	207.328	193.626	203.165	204.591			
143	T	2.2596	4.1896	4.2229	2.1464	2.0788	4.1733	4.2670	2.2644	25.6020			
	S	209.711	204.402	204.244	205.206	210.895	209.122	194.942	203.847	204.593			
144	T	2.2515	4.2079	4.2484	2.1568	2.0780	4.2348	4.3180	2.2806	25.7760			
	S	210.466	203.513	203.018	204.217	210.976	206.085	192.640	202.399	203.212			
145	T	2.2547	4.1783	4.1885	2.1368	2.0820	4.2336	4.2754	2.2595	25.6088			
	S	210.167	204.955	205.921	206.128	210.571	206.143	194.559	204.289	204.539			
146	T	2.2483	4.1565	4.2095	2.1450	2.0779	4.1394	4.2021	2.2357	25.4144			
	S	210.765	206.030	204.894	205.340	210.987	210.834	197.953	206.464	206.104			
147	T	2.2363	4.1436	4.2095	2.1445	2.0744	4.1241	4.2374	2.2508	25.4206			
	S	211.896	206.671	204.894	205.388	211.343	211.616	196.304	205.079	206.053			
148	T	2.2458	4.1844	4.2269	2.1548	2.0774	4.1270	4.2258	2.2445	25.4866			
	S	211.000	204.656	204.050	204.406	211.037	211.468	196.843	205.654	205.520			
149	T	2.2431	4.1913	4.2226	2.1543	2.0813	4.1351	4.2125	2.2379	25.4781			
	S	211.254	204.319	204.258	204.454	210.642	211.053	197.464	206.261	205.588			
150	T	2.2365	4.1881	4.2609	2.1626	2.0818	4.1714	4.2440	2.2532	25.5985			
	S	211.877	204.475	202.422	203.669	210.591	209.217	195.999	204.860	204.621			
151	T	2.2444	4.2178	4.2638	2.1607	2.0802	4.2362	4.3364	2.2773	25.8168			
	S	211.132	203.036	202.284	203.848	210.753	206.017	191.822	202.692	202.891			
152	T	2.2581	4.1954	4.2460	2.1578	2.0781	4.2467	4.4290	2.3237	25.9348			
	S	209.851	204.120	203.132	204.122	210.966	205.507	187.812	198.645	201.968			

Event: Firestone 600
Track: Texas Motor Speedway
Report: Section Data Report
Session: Race

Round 8
1.455 mile(s)
Verizon INDYCAR Series
June 7, 2014



Section Data for Car 18 - Huertas, Carlos (R)

Lap	T/S	SF to T1	T1 to SS1	SS1 to T2	T2 to BS	BS to T3	T3 to SS2	SS2 to T4	T4 to SF	Lap	PI to PO	PO to SF	SF to PI
153	T	2.2939	4.1988	4.2298	2.1521	2.0779	4.1585	4.2815	2.2654	25.6579			
	S	206.576	203.954	203.910	204.663	210.987	209.866	194.282	203.757	204.148			
154	T	2.2499	4.1724	4.2641	2.1582	2.0814	4.2572	4.3715	2.2906	25.8453			
	S	210.615	205.245	202.270	204.084	210.632	205.000	190.282	201.515	202.667			
155	T	2.2700	4.2248	4.2719	2.1649	2.0837	4.2122	4.2979	2.2720	25.7974			
	S	208.751	202.699	201.901	203.453	210.399	207.190	193.541	203.165	203.044			
156	T	2.2515	4.2156	4.2463	2.1523	2.0773	4.3089	4.3420	2.2784	25.8723			
	S	210.466	203.142	203.118	204.644	211.048	202.541	191.575	202.594	202.456			
157	T	2.2572	4.1953	4.2830	2.1706	2.0854	4.2943	4.3524	2.2927	25.9309			
	S	209.934	204.125	201.378	202.918	210.228	203.229	191.117	201.331	201.998			
158	T	2.2710	4.2314	4.3001	2.1738	2.0887	4.1812	4.3195	2.2743	25.8400			
	S	208.659	202.383	200.577	202.620	209.896	208.727	192.573	202.960	202.709			
159	T	2.2624	4.2071	4.2758	2.1682	2.0880	4.1945	4.3476	2.2858	25.8294			
	S	209.452	203.552	201.717	203.143	209.966	208.065	191.328	201.938	202.792			
160	T	2.2641	4.2311	4.3475	2.2011	2.1071	4.1825	4.2991	2.2754	25.9079			
	S	209.294	202.397	198.390	200.107	208.063	208.662	193.487	202.861	202.178			
161	T	2.2657	4.2227	4.2893	2.1788	2.0984	4.1741	4.3011	2.2785	25.8086			
	S	209.147	202.800	201.082	202.155	208.925	209.082	193.397	202.585	202.956			
162	T	2.2683	4.2115	4.2641	2.1693	2.0879	4.1913	4.3040	2.2788	25.7752			
	S	208.907	203.339	202.270	203.040	209.976	208.224	193.266	202.559	203.219			
163	T	2.2634	4.2341	4.3685	2.2225	2.1304	4.2732	4.3663	2.3035	26.1619			
	S	209.359	202.254	197.436	198.180	205.787	204.233	190.509	200.387	200.215			
164	T	2.2913	4.5305	4.4846	2.2437	2.1515	4.4518	4.5681	2.3764	27.0979			
	S	206.810	189.022	192.325	196.307	203.769	196.039	182.093	194.240	193.299			
165	T	2.3434	4.2738	4.3065	2.1822	2.0926	4.1800	4.3007	2.2737	25.9529			
	S	202.212	200.375	200.279	201.840	209.504	208.786	193.415	203.013	201.827			
166	T	2.2682	4.2201	4.3029	2.1768	2.0910	4.1921	4.2853	2.2704	25.8068			
	S	208.916	202.925	200.446	202.340	209.665	208.184	194.110	203.308	202.970			
167	T	2.2671	4.2097	4.2875	2.1664	2.0828	4.1956	4.2823	2.2598	25.7512			
	S	209.018	203.426	201.166	203.312	210.490	208.010	194.246	204.262	203.408			
168	T	2.2486	4.2117	4.3140	2.1802	2.0928	4.1825	4.3208	2.2848	25.8354			
	S	210.737	203.330	199.930	202.025	209.484	208.662	192.515	202.027	202.745			
169	T	2.2763	4.2085	4.2518	2.1685	2.0867	4.1832	4.3300	2.2829	25.7879			
	S	208.173	203.484	202.855	203.115	210.097	208.627	192.106	202.195	203.119			
170	T	2.2745	4.2165	4.2651	2.1751	2.0940	4.1687	4.2617	2.2631	25.7187			
	S	208.337	203.098	202.223	202.499	209.364	209.352	195.185	203.964	203.665			
171	T	2.2660	4.1851	4.2523	2.1731	2.0934	4.1764	4.2898	2.2678	25.7039			
	S	209.119	204.622	202.831	202.685	209.424	208.966	193.906	203.541	203.782			

Event: Firestone 600
 Track: Texas Motor Speedway
 Report: Section Data Report
 Session: Race

Round 8
 1.455 mile(s)
 Verizon INDYCAR Series
 June 7, 2014



Section Data for Car 18 - Huertas, Carlos (R)

Lap	T/S	SF to T1	T1 to SS1	SS1 to T2	T2 to BS	BS to T3	T3 to SS2	SS2 to T4	T4 to SF	Lap	PI to PO	PO to SF	SF to PI
172	T	2.2665	4.2014	4.2650	2.1696	2.1014	4.3976	4.3834	2.3027	26.0876			
	S	209.073	203.828	202.227	203.012	208.627	198.455	189.766	200.456	200.785			
173	T	2.2848	4.2103	4.3029	2.1770	2.0959	4.1655	4.2788	2.2673	25.7825			
	S	207.398	203.397	200.446	202.322	209.175	209.513	194.405	203.586	203.161			
174	T	2.2663	4.2004	4.2998	2.2615	2.8327	6.7246			38.8657	34.1114		31.4833
	S	209.091	203.877	200.591	194.762	154.767	129.781			134.772	26.344		148.694
175	T			6.3455	3.2064	2.7656	5.1931	4.8456	2.4732	60.1546		33.4256	
	S			135.923	137.367	158.522	168.055	171.665	186.637	87.076		139.584	
176	T	2.4319	4.4346	4.3604	2.1975	2.1143	4.1785	4.2401	2.2669	26.2242			
	S	194.853	193.110	197.803	200.434	207.354	208.861	196.179	203.622	199.739			
177	T	2.2661	4.1753	4.1759	2.1425	2.0776	4.1224	4.2131	2.2567	25.4296			
	S	209.110	205.102	206.542	205.580	211.017	211.704	197.436	204.542	205.980			
178	T	2.2660	4.1540	4.1664	2.1402	2.0765	4.1167	4.2626	2.2807	25.4631			
	S	209.119	206.154	207.013	205.801	211.129	211.997	195.143	202.390	205.709			
179	T	2.2932	4.3188	4.3055	2.1861	2.1072	4.1666	4.2594	2.2831	25.9199			
	S	206.639	198.287	200.325	201.480	208.053	209.458	195.290	202.177	202.084			
180	T	2.3827	4.5878	4.4461	2.2298	2.1368	4.2114	4.2691	2.2709	26.5346			
	S	198.877	186.661	193.990	197.531	205.171	207.230	194.846	203.263	197.403			
181	T	2.2663	4.1883	4.2239	2.1538	2.0820	4.1142	4.2048	2.2550	25.4883			
	S	209.091	204.466	204.195	204.501	210.571	212.126	197.826	204.697	205.506			
182	T	2.2619	4.1621	4.1752	2.1411	2.0715	4.0819	4.1753	2.2407	25.3097			
	S	209.498	205.753	206.577	205.714	211.638	213.804	199.224	206.003	206.956			
183	T	2.2542	4.1509	4.1664	2.1364	2.0712	4.0712	4.1695	2.2361	25.2559			
	S	210.214	206.308	207.013	206.167	211.669	214.366	199.501	206.427	207.397			
184	T	2.2501	4.1241	4.1545	2.1364	2.0704	4.0845	4.1761	2.2424	25.2385			
	S	210.597	207.649	207.606	206.167	211.751	213.668	199.185	205.847	207.540			
185	T	2.2518	4.1443	4.1780	2.1438	2.0748	4.0812	4.1806	2.2451	25.2996			
	S	210.438	206.636	206.438	205.455	211.302	213.841	198.971	205.599	207.039			
186	T	2.2595	4.1500	4.1575	2.1364	2.0685	4.0806	4.1681	2.2383	25.2589			
	S	209.721	206.353	207.456	206.167	211.945	213.872	199.568	206.224	207.372			
187	T	2.2510	4.1435	4.1562	2.1347	2.0688	4.0828	4.1973	2.2526	25.2869			
	S	210.512	206.676	207.521	206.331	211.915	213.757	198.179	204.915	207.143			
188	T	2.2615	4.1519	4.1782	2.1461	2.0768	4.0883	4.1768	2.2422	25.3218			
	S	209.535	206.258	206.429	205.235	211.098	213.469	199.152	205.865	206.857			
189	T	2.2530	4.1504	4.1870	2.1485	2.0811	4.1153	4.2129	2.2597	25.4079			
	S	210.326	206.333	205.995	205.006	210.662	212.069	197.446	204.271	206.156			
190	T	2.2638	4.1593	4.1798	2.1421	2.0738	4.0917	4.1937	2.2538	25.3580			
	S	209.322	205.891	206.350	205.618	211.404	213.292	198.349	204.806	206.562			

Event: Firestone 600
Track: Texas Motor Speedway
Report: Section Data Report
Session: Race

Round 8
1.455 mile(s)
Verizon INDYCAR Series
June 7, 2014



Section Data for Car 18 - Huertas, Carlos (R)

Lap	T/S	SF to T1	T1 to SS1	SS1 to T2	T2 to BS	BS to T3	T3 to SS2	SS2 to T4	T4 to SF	Lap	PI to PO	PO to SF	SF to PI
191	T	2.2619	4.1520	4.1968	2.1498	2.0817	4.0990	4.2475	2.2745	25.4632			
	S	209.498	206.253	205.514	204.882	210.601	212.912	195.837	202.942	205.709			
192	T	2.2817	4.1792	4.2141	2.1587	2.0873	4.1057	4.2026	2.2540	25.4833			
	S	207.680	204.911	204.670	204.037	210.036	212.565	197.929	204.787	205.546			
193	T	2.2639	4.1557	4.2055	2.1582	2.0881	4.1163	4.2134	2.2573	25.4584			
	S	209.313	206.070	205.089	204.084	209.956	212.017	197.422	204.488	205.747			
194	T	2.2599	4.1317	4.1673	2.1372	2.0691	4.1209	4.2514	2.2658	25.4033			
	S	209.683	207.267	206.969	206.090	211.884	211.781	195.657	203.721	206.194			
195	T	2.2590	4.2233	4.4303	2.2583	2.1566	4.2201	4.2641	2.2695	26.0812			
	S	209.767	202.771	194.682	195.038	203.287	206.803	195.075	203.389	200.834			
196	T	2.2698	4.1805	4.2249	2.1493	2.0816	4.1483	4.2275	2.2547	25.5366			
	S	208.769	204.847	204.147	204.929	210.612	210.382	196.764	204.724	205.117			
197	T	2.2647	4.1877	4.2311	2.1561	2.0821	4.1311	4.2513	2.2643	25.5684			
	S	209.239	204.495	203.848	204.283	210.561	211.258	195.662	203.856	204.862			
198	T	2.2661	4.1880	4.2165	2.1539	2.0800	4.1232	4.2413	2.2613	25.5303			
	S	209.110	204.480	204.554	204.492	210.774	211.663	196.123	204.126	205.168			
199	T	2.2619	4.1785	4.2348	2.1583	2.0851	4.1571	4.2827	2.2775	25.6359			
	S	209.498	204.945	203.670	204.075	210.258	209.937	194.228	202.674	204.323			
200	T	2.2740	4.1818	4.2493	2.1582	2.0805	4.1461	4.2730	2.2696	25.6325			
	S	208.383	204.783	202.975	204.084	210.723	210.494	194.668	203.380	204.350			
201	T	2.2687	4.1809	4.2826	2.1687	2.0887	4.2695	4.4606	2.3384	26.0581			
	S	208.870	204.828	201.396	203.096	209.896	204.410	186.481	197.396	201.012			
202	T	2.3196	4.2766	4.3173	2.1902	2.1093	4.1674	4.2682	2.2704	25.9190			
	S	204.287	200.244	199.778	201.102	207.846	209.418	194.887	203.308	202.091			
203	T	2.2745	4.1993	4.2616	2.1764	2.0970	4.1677	4.2470	2.2601	25.6836			
	S	208.337	203.930	202.389	202.378	209.065	209.403	195.860	204.235	203.943			
204	T	2.2609	4.1886	4.2818	2.1723	2.0933	4.1969	4.2973	2.2697	25.7608			
	S	209.591	204.451	201.434	202.760	209.434	207.946	193.568	203.371	203.332			
205	T	2.2581	4.1960	4.2593	2.1684	2.0888	4.1586	4.2582	2.2672	25.6546			
	S	209.851	204.090	202.498	203.124	209.886	209.861	195.345	203.595	204.174			
206	T	2.2693	4.1784	4.2713	2.1672	2.0896	4.1432	4.2514	2.2630	25.6334			
	S	208.815	204.950	201.929	203.237	209.805	210.641	195.657	203.973	204.343			
207	T	2.2654	4.1895	4.2779	2.1790	2.0966	4.1696	4.2839	2.2753	25.7372			
	S	209.174	204.407	201.618	202.136	209.105	209.307	194.173	202.870	203.519			
208	T	2.2699	4.1815	4.2546	2.1632	2.0858	4.1785	4.2980	2.2747	25.7062			
	S	208.760	204.798	202.722	203.612	210.188	208.861	193.536	202.924	203.764			
209	T	2.2668	4.2149	4.3246	2.1853	2.1050	4.1735	4.2826	2.2717	25.8244			
	S	209.045	203.175	199.440	201.553	208.270	209.112	194.232	203.192	202.831			

Event: Firestone 600
 Track: Texas Motor Speedway
 Report: Section Data Report
 Session: Race

Round 8
 1.455 mile(s)
 Verizon INDYCAR Series
 June 7, 2014



Section Data for Car 18 - Huertas, Carlos (R)

Lap	T/S	SF to T1	T1 to SS1	SS1 to T2	T2 to BS	BS to T3	T3 to SS2	SS2 to T4	T4 to SF	Lap	PI to PO	PO to SF	SF to PI
210	T	2.2776	4.1777	4.2265	2.1562	2.0826	4.1415	4.2850	2.2706	25.6177			
	S	208.054	204.984	204.070	204.274	210.510	210.727	194.123	203.290	204.468			
211	T	2.2756	4.1918	4.2290	2.1568	2.0864	4.1369	4.2421	2.2526	25.5712			
	S	208.237	204.295	203.949	204.217	210.127	210.962	196.086	204.915	204.840			
212	T	2.2567	4.1691	4.2375	2.1534	2.0826	4.1361	4.2274	2.2494	25.5122			
	S	209.981	205.407	203.540	204.539	210.510	211.002	196.768	205.206	205.314			
213	T	2.2579	4.1696	4.2066	2.1466	2.0810	4.1076	4.1969	2.2412	25.4074			
	S	209.869	205.383	205.035	205.187	210.672	212.466	198.198	205.957	206.160			
214	T	2.2551	4.1871	4.2086	2.1431	2.0787	4.3413	4.3820	2.3002	25.8961			
	S	210.130	204.524	204.938	205.522	210.905	201.029	189.826	200.674	202.270			
215	T	2.2845	4.3122	4.4036	2.2078	2.1211	4.1736	4.2539	2.2558	26.0125			
	S	207.426	198.591	195.862	199.499	206.689	209.107	195.542	204.624	201.365			
216	T	2.2583	4.2003	4.2648	2.1655	2.0875	4.1349	4.2645	2.2625	25.6383			
	S	209.832	203.882	202.237	203.396	210.016	211.064	195.056	204.018	204.304			
217	T	2.2707	4.1923	4.2394	2.1611	2.0837	4.1523	4.2639	2.2726	25.6360			
	S	208.686	204.271	203.449	203.810	210.399	210.179	195.084	203.111	204.322			
218	T	2.2709	4.3362	4.4263	2.2212	2.1234	4.2633	4.4964	2.3618	26.4995			
	S	208.668	197.492	194.858	198.296	206.466	204.707	184.996	195.440	197.664			
219	T	2.3390	4.2812	4.4002	2.2586	2.1660	4.3894	4.4123	2.3229	26.5696			
	S	202.592	200.029	196.014	195.012	202.405	198.826	188.523	198.713	197.143			
220	T	2.3114	4.2265	4.2922	2.1815	2.0977	4.2016	4.3514	2.2991	25.9614			
	S	205.012	202.618	200.946	201.904	208.995	207.713	191.161	200.770	201.761			
221	T	2.2896	4.2126	4.2727	2.1654	2.0891	4.1846	4.2819	2.2680	25.7639			
	S	206.964	203.286	201.863	203.406	209.855	208.557	194.264	203.523	203.308			
222	T	2.2715	4.2058	4.3054	2.1749	2.0950	4.2093	4.3518	2.3098	25.9235			
	S	208.613	203.615	200.330	202.517	209.264	207.333	191.143	199.840	202.056			
223	T	2.3323	4.4080	4.4895	2.2568	2.1589	4.3333	4.4056	2.3220	26.7064			
	S	203.174	194.275	192.115	195.168	203.071	201.400	188.809	198.790	196.133			
224	T	2.3182	4.2886	4.4003	2.1991	2.1056	4.2715	4.5034	2.3777	26.4644			
	S	204.410	199.684	196.009	200.289	208.211	204.314	184.709	194.133	197.926			
225	T	2.3507	4.3250	4.4802	2.2677	2.1677	4.3889	4.5892	2.4036	26.9730			
	S	201.584	198.003	192.514	194.230	202.246	198.849	181.256	192.041	194.194			
226	T	2.3748	4.3686	4.6844	2.4686	2.9141	6.7419			39.8989	28.4163		32.5115
	S	199.538	196.027	184.122	178.423	150.444	129.448			131.282	31.624		143.991
227	T			6.4104	2.9210	2.5780	5.1064	4.8340	2.4743	54.2255		33.1966	
	S			134.547	150.789	170.058	170.909	172.077	186.554	96.597		140.547	
228	T	2.4377	4.4332	4.3577	2.1900	2.1058	4.1501	4.2441	2.2584	26.1770			
	S	194.390	193.171	197.926	201.121	208.191	210.291	195.994	204.388	200.099			

Event: Firestone 600
 Track: Texas Motor Speedway
 Report: Section Data Report
 Session: Race

Round 8
 1.455 mile(s)
 Verizon INDYCAR Series
 June 7, 2014



Section Data for Car 18 - Huertas, Carlos (R)

Lap	T/S	SF to T1	T1 to SS1	SS1 to T2	T2 to BS	BS to T3	T3 to SS2	SS2 to T4	T4 to SF	Lap	PI to PO	PO to SF	SF to PI
229	T	2.2589	4.1872	4.1860	2.1305	2.0589	4.0906	4.2057	2.2390	25.3568			
	S	209.776	204.519	206.044	206.738	212.934	213.349	197.784	206.159	206.572			
230	T	2.2367	4.1311	4.1531	2.1154	2.0526	4.2405	4.2704	2.2477	25.4475			
	S	211.858	207.297	207.676	208.213	213.587	205.808	194.787	205.361	205.836			
231	T	2.2321	4.2077	4.2561	2.1647	2.1143	4.3237	4.2866	2.2475	25.8327			
	S	212.295	203.523	202.650	203.471	207.354	201.847	194.051	205.380	202.766			
232	T	2.2564	4.3778	4.3731	2.1786	2.0865	4.2806	4.3389	2.2719	26.1638			
	S	210.009	195.615	197.229	202.173	210.117	203.880	191.712	203.174	200.200			
233	T	2.2502	4.2784	4.3079	2.1617	2.0786	4.2507	4.2631	2.2566	25.8472			
	S	210.587	200.160	200.214	203.754	210.916	205.314	195.120	204.551	202.653			
234	T	2.2861	4.3734	4.3167	2.1708	2.1609	4.4416	4.3779	2.2925	26.4199			
	S	207.280	195.812	199.805	202.900	202.883	196.489	190.004	201.348	198.260			
235	T	2.2750	4.2171	4.2121	2.1266	2.1236	4.3007	4.3362	2.2653	25.8566			
	S	208.292	203.069	204.767	207.117	206.446	202.927	191.831	203.766	202.579			
236	T	2.2925	4.3015	4.3145	2.1632	2.0831	4.2522	4.3507	2.2777	26.0354			
	S	206.702	199.085	199.907	203.612	210.460	205.241	191.192	202.657	201.188			
237	T	2.2780	4.2924	4.3259	2.1676	2.0838	4.7219	5.8851	3.1871	28.9418			
	S	208.017	199.507	199.380	203.199	210.389	184.825	141.343	144.831	180.984			
238	T	3.4422	7.6993	7.6344	3.4461	3.1381	6.8018	6.3758	3.2524	41.7901			
	S	137.663	111.226	112.975	127.812	139.705	128.308	130.465	141.923	125.341			
239	T	3.3716	6.9855	6.3028	3.0859	3.0042	5.8264	5.6568	2.9754	37.2086			
	S	140.546	122.592	136.844	142.731	145.932	149.788	147.047	155.136	140.774			
240	T	3.3119	8.4744	11.3236	4.9883	4.8437	10.1568			66.2124	16.7385		57.7537
	S	143.079	101.053	76.168	88.298	90.511	85.925			79.109	53.687		81.057
241	T			8.3224	4.2109	4.6661	11.2922			65.0914	15.3591		
	S			103.636	104.599	93.956	77.286			80.471	58.508		
242	T			9.0399	4.3035	5.0561	8.4908	7.2391	3.0452	55.2478		47.2622	
	S			95.410	102.348	86.709	102.785	114.906	151.580	94.809		98.719	
243	T	2.7716	5.3354	4.8848	2.3294	2.1940	4.3732	4.3958	2.3018	28.5860			
	S	170.971	160.506	176.568	189.085	199.822	199.563	189.230	200.535	183.237			
244	T	2.2840	4.2448	4.2685	2.1430	2.0762	4.2199	4.2461	2.2131	25.6956			
	S	207.471	201.744	202.062	205.532	211.159	206.812	195.902	208.572	203.848			
245	T	2.2620	5.3051	7.2429									
	S	209.489	161.423	119.082									

Event: Firestone 600
Track: Texas Motor Speedway
Report: Section Data Report
Session: Race

Round 8
1.455 mile(s)
Verizon INDYCAR Series
June 7, 2014



Section Data for Car 19 - Wilson, Justin

Lap	T/S	SF to T1	T1 to SS1	SS1 to T2	T2 to BS	BS to T3	T3 to SS2	SS2 to T4	T4 to SF	Lap	PI to PO	PO to SF	SF to PI
1	T	2.7599	4.7305	4.3320	2.1514	2.0745	4.2709	4.1665	2.1799	26.6656		84.6547	
	S	171.696	181.030	199.100	204.729	211.332	204.343	199.644	211.749	196.433		55.114	
2	T	2.1804	4.0865	4.1996	2.1382	2.0496	4.1104	4.1644	2.2232	25.1523			
	S	217.329	209.559	205.377	205.993	213.900	212.322	199.745	207.625	208.251			
3	T	2.2280	4.0656	4.1024	2.0942	2.0233	4.0038	4.0965	2.1678	24.7816			
	S	212.686	210.636	210.243	210.321	216.680	217.975	203.056	212.931	211.366			
4	T	2.1730	4.0514	4.1576	2.1211	2.0516	4.0452	4.1630	2.2200	24.9829			
	S	218.069	211.375	207.451	207.654	213.691	215.744	199.812	207.924	209.663			
5	T	2.2223	4.0837	4.1319	2.1139	2.0394	4.1411	4.9468	3.0429	26.7220			
	S	213.231	209.703	208.742	208.361	214.970	210.748	168.153	151.694	196.018			
6	T	3.3565	7.3357	9.0123	6.8219	6.4063	10.7053	10.7074	5.9246	60.2700			
	S	141.178	116.739	95.703	64.565	68.434	81.523	77.686	77.911	86.909			
7	T	5.6172	10.2114	10.7713	5.5098	5.4350	10.2301	10.0543	5.3707	63.1998			
	S	84.359	83.863	80.074	79.940	80.664	85.310	82.733	85.946	82.880			
8	T	5.3401	10.3835	9.8819	4.4177	3.9613	7.4953	8.1360	5.1212	54.7370			
	S	88.737	82.474	87.281	99.702	110.673	116.437	102.239	90.133	95.694			
9	T	4.9759	9.5244	9.4487	4.8739	4.7053	9.1340	9.2219	4.4083	56.2924			
	S	95.232	89.913	91.282	90.370	93.173	95.547	90.200	104.710	93.050			
10	T	4.5585	9.7688	9.2320	4.4615	4.4572	8.2797	8.6841	4.6905	54.1323			
	S	103.952	87.663	93.425	98.723	98.360	105.406	95.786	98.410	96.763			
11	T	5.5544	8.8386	9.1668	3.7805	4.0303	8.2264	7.1320	2.8874	49.6164			
	S	85.313	96.889	94.090	116.507	108.778	106.089	116.632	159.864	105.570			
12	T	2.6900	4.5469	4.3236	2.1575	2.0594	4.1256	4.1951	2.1945	26.2926			
	S	176.157	188.340	199.487	204.150	212.882	211.539	198.283	210.340	199.220			
13	T	2.1795	4.0552	4.1840	2.1216	2.0226	4.1776	4.2663	2.2234	25.2302			
	S	217.419	211.177	206.142	207.605	216.755	208.906	194.974	207.606	207.608			
14	T	2.2032	4.0869	4.1682	2.1132	2.0327	4.1458	4.2179	2.2026	25.1705			
	S	215.080	209.539	206.924	208.430	215.678	210.509	197.211	209.566	208.101			
15	T	2.2001	4.1020	4.2612	2.1557	2.0662	4.0623	4.1848	2.2113	25.2436			
	S	215.383	208.767	202.408	204.321	212.181	214.836	198.771	208.742	207.498			
16	T	2.2031	4.1126	4.3506	2.1986	2.1044	4.0795	4.2496	2.2481	25.5465			
	S	215.089	208.229	198.249	200.334	208.330	213.930	195.740	205.325	205.038			
17	T	2.2403	4.1308	4.2279	2.1510	2.0688	4.0576	4.1851	2.2323	25.2938			
	S	211.518	207.312	204.002	204.767	211.915	215.085	198.757	206.778	207.086			
18	T	2.2256	4.0979	4.1780	2.1362	2.0595	4.0464	4.1945	2.2279	25.1660			
	S	212.915	208.976	206.438	206.186	212.872	215.680	198.312	207.187	208.138			
19	T	2.2259	4.1155	4.3147	2.1895	2.0963	4.1103	4.2121	2.2385	25.5028			
	S	212.886	208.083	199.898	201.167	209.135	212.327	197.483	206.205	205.389			

Event: Firestone 600
Track: Texas Motor Speedway
Report: Section Data Report
Session: Race

Round 8
1.455 mile(s)
Verizon INDYCAR Series
June 7, 2014



Section Data for Car 19 - Wilson, Justin

Lap	T/S	SF to T1	T1 to SS1	SS1 to T2	T2 to BS	BS to T3	T3 to SS2	SS2 to T4	T4 to SF	Lap	PI to PO	PO to SF	SF to PI
20	T	2.2352	4.1234	4.2384	2.1617	2.0754	4.0869	4.2413	2.2481	25.4104			
	S	212.001	207.684	203.497	203.754	211.241	213.543	196.123	205.325	206.136			
21	T	2.2515	4.1628	4.2379	2.1539	2.0743	4.0991	4.2268	2.2385	25.4448			
	S	210.466	205.718	203.521	204.492	211.353	212.907	196.796	206.205	205.857			
22	T	2.2336	4.1295	4.2157	2.1534	2.0686	4.1150	4.3171	2.2752	25.5081			
	S	212.152	207.377	204.592	204.539	211.935	212.084	192.680	202.879	205.347			
23	T	2.2655	4.1656	4.3110	2.1942	2.0982	4.1128	4.2296	2.2456	25.6225			
	S	209.165	205.580	200.070	200.736	208.945	212.198	196.666	205.553	204.430			
24	T	2.2470	4.1609	4.3067	2.1894	2.0984	4.1470	4.2567	2.2615	25.6676			
	S	210.887	205.812	200.269	201.176	208.925	210.448	195.414	204.108	204.071			
25	T	2.2579	4.1717	4.2650	2.1716	2.0872	4.1223	4.2640	2.2611	25.6008			
	S	209.869	205.279	202.227	202.825	210.047	211.709	195.079	204.144	204.603			
26	T	2.2562	4.1770	4.2827	2.1770	2.0891	4.1244	4.2473	2.2607	25.6144			
	S	210.027	205.019	201.392	202.322	209.855	211.601	195.846	204.181	204.494			
27	T	2.2526	4.1684	4.2704	2.1809	2.0908	4.1130	4.2642	2.2684	25.6087			
	S	210.363	205.442	201.972	201.960	209.685	212.188	195.070	203.487	204.540			
28	T	2.2589	4.1756	4.2900	2.1855	2.0932	4.1536	4.2766	2.2739	25.7073			
	S	209.776	205.088	201.049	201.535	209.444	210.113	194.505	202.995	203.755			
29	T	2.2642	4.1491	4.3191	2.2112	2.1140	4.1637	4.2735	2.2625	25.7573			
	S	209.285	206.397	199.694	199.193	207.384	209.604	194.646	204.018	203.360			
30	T	2.2488	4.1962	4.3123	2.1951	2.0998	4.1756	4.2959	2.2709	25.7946			
	S	210.718	204.081	200.009	200.654	208.786	209.006	193.631	203.263	203.066			
31	T	2.2548	4.1912	4.3710	2.2363	2.1374	4.1823	4.3336	2.2964	26.0030			
	S	210.158	204.324	197.323	196.957	205.113	208.672	191.946	201.006	201.438			
32	T	2.2805	4.2109	4.3433	2.1977	2.1024	4.2257	4.3299	2.2841	25.9745			
	S	207.789	203.368	198.582	200.416	208.528	206.528	192.110	202.089	201.659			
33	T	2.2681	4.2133	4.3380	2.1963	2.1007	4.2344	4.3085	2.2644	25.9237			
	S	208.925	203.252	198.824	200.544	208.697	206.104	193.064	203.847	202.054			
34	T	2.2603	4.2139	4.5040	2.3045	2.1802	4.2082	4.2976	2.2663	26.2350			
	S	209.646	203.224	191.496	191.128	201.087	207.387	193.554	203.676	199.657			
35	T	2.2565	4.2343	4.3884	2.2102	2.1079	4.2173	4.2877	2.2588	25.9611			
	S	209.999	202.244	196.541	199.283	207.984	206.940	194.001	204.352	201.763			
36	T	2.2556	4.2191	4.4349	2.2378	2.1273	4.1866	4.3840	2.2961	26.1414			
	S	210.083	202.973	194.480	196.825	206.087	208.457	189.740	201.033	200.372			
37	T	2.2798	4.2696	4.3936	2.2079	2.1066	4.2064	4.3412	2.2887	26.0938			
	S	207.853	200.572	196.308	199.490	208.112	207.476	191.610	201.683	200.737			
38	T	2.2792	4.2456	4.3456	2.1888	2.0947	4.1701	4.3250	2.2684	25.9174			
	S	207.908	201.706	198.477	201.231	209.294	209.282	192.328	203.487	202.104			

Event: Firestone 600
Track: Texas Motor Speedway
Report: Section Data Report
Session: Race

Round 8
1.455 mile(s)
Verizon INDYCAR Series
June 7, 2014



Section Data for Car 19 - Wilson, Justin

Lap	T/S	SF to T1	T1 to SS1	SS1 to T2	T2 to BS	BS to T3	T3 to SS2	SS2 to T4	T4 to SF	Lap	PI to PO	PO to SF	SF to PI
39	T	2.2605	4.2138	4.3133	2.1798	2.0890	4.1750	4.3370	2.2838	25.8522			
	S	209.628	203.228	199.963	202.062	209.866	209.036	191.796	202.115	202.613			
40	T	2.2686	4.2085	4.4648	2.2670	2.1503	4.2192	4.3501	2.2854	26.2139			
	S	208.879	203.484	193.178	194.290	203.883	206.847	191.218	201.974	199.818			
41	T	2.2719	4.2356	4.4262	2.2232	2.1179	4.1971	4.3442	2.2827	26.0988			
	S	208.576	202.182	194.862	198.117	207.002	207.936	191.478	202.213	200.699			
42	T	2.2784	4.2082	4.3475	2.1980	2.1029	4.1897	4.3184	2.2766	25.9197			
	S	207.981	203.499	198.390	200.389	208.478	208.303	192.622	202.755	202.086			
43	T	2.2723	4.2311	4.3469	2.2039	2.1046	4.2026	4.3281	2.2770	25.9665			
	S	208.539	202.397	198.417	199.852	208.310	207.664	192.190	202.719	201.721			
44	T	2.2635	4.2212	4.3433	2.1846	2.0939	4.2186	4.4878	2.3338	26.1467			
	S	209.350	202.872	198.582	201.618	209.374	206.876	185.351	197.785	200.331			
45	T	2.3030	4.2860	4.4131	2.2178	2.1131	4.2389	4.3591	2.2897	26.2207			
	S	205.759	199.805	195.441	198.600	207.472	205.885	190.823	201.594	199.766			
46	T	2.2765	4.2402	4.4095	2.2255	2.1163	4.2462	4.3918	2.3036	26.2096			
	S	208.154	201.963	195.600	197.913	207.158	205.531	189.403	200.378	199.850			
47	T	2.2830	4.2555	4.4151	2.2216	2.1179	4.2809	4.3703	2.2853	26.2296			
	S	207.562	201.237	195.352	198.260	207.002	203.865	190.334	201.983	199.698			
48	T	2.2790	4.2836	4.5290	2.2560	2.1355	4.2717	4.4147	2.2978	26.4673			
	S	207.926	199.917	190.439	195.237	205.296	204.304	188.420	200.884	197.905			
49	T	2.2740	4.2982	4.4010	2.2055	2.1089	4.3261	4.6088	2.3614	26.5839			
	S	208.383	199.238	195.978	199.707	207.885	201.735	180.485	195.473	197.037			
50	T	2.3211	4.2936	4.6342	2.3086	2.1817	4.5112	4.5543	2.3504	27.1551			
	S	204.155	199.451	186.116	190.789	200.948	193.458	182.645	196.388	192.892			
51	T	2.3078	4.2947	4.7541	2.3381	2.1938	4.6409	4.8368	2.4435	27.8097			
	S	205.331	199.400	181.422	188.381	199.840	188.051	171.977	188.906	188.352			
52	T	2.3763	4.4409	4.6969	2.3421	2.2058	4.3356	4.4946	2.3624	27.2546			
	S	199.412	192.836	183.632	188.060	198.753	201.293	185.071	195.391	192.188			
53	T	2.3180	4.3864	4.6814	2.3744	2.2297	4.3864	4.4761	2.3433	27.1957			
	S	204.428	195.232	184.240	185.501	196.622	198.962	185.835	196.983	192.604			
54	T	2.3101	4.4037	4.5995	2.3597	2.5124	6.1517			37.7526	27.1170		30.3839
	S	205.127	194.465	187.520	186.657	174.498	141.868			138.745	33.139		154.074
55	T			5.6226	2.6083	2.3730	4.3549	4.2235	2.2305	49.1777		29.4294	
	S			153.399	168.867	184.749	200.401	196.950	206.945	106.512		158.538	
56	T	2.2434	4.2142	4.2250	2.1488	2.0554	4.0929	4.2522	2.2332	25.4651			
	S	211.226	203.209	204.142	204.977	213.296	213.230	195.621	206.695	205.693			
57	T	2.2247	4.0806	4.1818	2.1318	2.0488	4.0632	4.1608	2.2072	25.0989			
	S	213.001	209.862	206.251	206.612	213.983	214.788	199.918	209.130	208.694			

Event: Firestone 600
Track: Texas Motor Speedway
Report: Section Data Report
Session: Race

Round 8
1.455 mile(s)
Verizon INDYCAR Series
June 7, 2014



Section Data for Car 19 - Wilson, Justin

Lap	T/S	SF to T1	T1 to SS1	SS1 to T2	T2 to BS	BS to T3	T3 to SS2	SS2 to T4	T4 to SF	Lap	PI to PO	PO to SF	SF to PI
58	T	2.2018	4.1444	4.2388	2.1437	2.0584	3.9983	4.1598	2.2046	25.1498			
	S	215.216	206.632	203.477	205.465	212.985	218.275	199.966	209.376	208.272			
59	T	2.1938	4.0742	4.1444	2.1098	2.0281	4.0911	4.2229	2.2252	25.0895			
	S	216.001	210.192	208.112	208.766	216.167	213.323	196.978	207.438	208.773			
60	T	2.2168	4.0934	4.3695	2.2240	2.1153	4.0884	4.1302	2.2113	25.4489			
	S	213.760	209.206	197.391	198.046	207.256	213.464	201.399	208.742	205.824			
61	T	2.2158	4.0839	4.1162	2.1054	2.0341	4.0497	4.1392	2.2031	24.9474			
	S	213.857	209.693	209.538	209.202	215.530	215.504	200.961	209.519	209.962			
62	T	2.2065	4.1345	4.5152	2.2641	2.1512	4.1161	4.1428	2.2063	25.7367			
	S	214.758	207.126	191.021	194.538	203.797	212.028	200.786	209.215	203.523			
63	T	2.2047	4.2052	4.2481	2.1544	2.0562	4.1668	4.2688	2.2474	25.5516			
	S	214.933	203.644	203.032	204.444	213.213	209.448	194.860	205.389	204.997			
64	T	2.2197	4.3211	4.4727	2.2345	2.1324	4.2597	4.2837	2.2602	26.1840			
	S	213.481	198.182	192.837	197.115	205.594	204.880	194.182	204.226	200.046			
65	T	2.2452	4.1103	4.1149	2.1039	2.0345	4.0762	4.1547	2.2144	25.0541			
	S	211.056	208.346	209.604	209.351	215.487	214.103	200.211	208.450	209.068			
66	T	2.2161	4.1398	4.3308	2.1651	2.0653	4.1528	4.3499	2.2564	25.6762			
	S	213.828	206.861	199.155	203.434	212.274	210.154	191.227	204.570	204.002			
67	T	2.2536	4.1921	4.3137	2.2044	2.1061	4.0848	4.1969	2.2251	25.5767			
	S	210.270	204.280	199.944	199.807	208.162	213.652	198.198	207.447	204.796			
68	T	2.2241	4.1628	4.2089	2.1369	2.0516	4.1507	4.3804	2.3053	25.6207			
	S	213.059	205.718	204.923	206.118	213.691	210.260	189.895	200.230	204.444			
69	T	2.2878	4.2001	4.2102	2.1412	2.0633	4.2232	4.3207	2.2707	25.7172			
	S	207.126	203.891	204.860	205.705	212.480	206.651	192.519	203.281	203.677			
70	T	2.2583	4.1581	4.2718	2.1647	2.0810	4.1076	4.2593	2.2563	25.5571			
	S	209.832	205.951	201.906	203.471	210.672	212.466	195.295	204.579	204.953			
71	T	2.2536	4.1818	4.2500	2.1510	2.0782	4.3003	4.4289	2.3051	25.9489			
	S	210.270	204.783	202.941	204.767	210.956	202.946	187.816	200.248	201.858			
72	T	2.2826	4.1926	4.1966	2.1368	2.0577	4.0611	4.2967	2.2696	25.4937			
	S	207.598	204.256	205.524	206.128	213.058	214.899	193.595	203.380	205.463			
73	T	2.2568	4.1458	4.2160	2.1520	2.0661	4.2045	4.3289	2.2626	25.6327			
	S	209.971	206.562	204.578	204.672	212.192	207.570	192.155	204.009	204.348			
74	T	2.2530	4.1651	4.2691	2.1964	2.0973	4.1696	4.2323	2.2405	25.6233			
	S	210.326	205.605	202.033	200.535	209.035	209.307	196.540	206.021	204.423			
75	T	2.2272	4.1967	4.3667	2.2454	2.1296	4.2706	4.3417	2.2775	26.0554			
	S	212.762	204.056	197.518	196.159	205.865	204.357	191.588	202.674	201.033			
76	T	2.2597	4.1702	4.3150	2.1991	2.1012	4.1354	4.2602	2.2591	25.6999			
	S	209.702	205.353	199.884	200.289	208.647	211.038	195.253	204.325	203.814			

Event: Firestone 600
 Track: Texas Motor Speedway
 Report: Section Data Report
 Session: Race

Round 8
 1.455 mile(s)
 Verizon INDYCAR Series
 June 7, 2014



Section Data for Car 19 - Wilson, Justin

Lap	T/S	SF to T1	T1 to SS1	SS1 to T2	T2 to BS	BS to T3	T3 to SS2	SS2 to T4	T4 to SF	Lap	PI to PO	PO to SF	SF to PI
77	T	2.2543	4.1613	4.2783	2.1659	2.0796	4.2699	4.3729	2.2876	25.8698			
	S	210.204	205.792	201.599	203.359	210.814	204.391	190.221	201.780	202.475			
78	T	2.2665	4.1696	4.2657	2.1589	2.0755	4.2354	4.3501	2.2726	25.7943			
	S	209.073	205.383	202.194	204.018	211.231	206.055	191.218	203.111	203.068			
79	T	2.2558	4.1560	4.2513	2.1535	2.0651	4.1635	4.3043	2.2617	25.6112			
	S	210.065	206.055	202.879	204.530	212.294	209.614	193.253	204.090	204.520			
80	T	2.2593	4.1688	4.3163	2.1956	2.1063	4.1240	4.2142	2.2434	25.6279			
	S	209.739	205.422	199.824	200.608	208.142	211.622	197.385	205.755	204.387			
81	T	2.2397	4.1743	4.2816	2.1760	2.0929	4.1319	4.2215	2.2446	25.5625			
	S	211.575	205.151	201.443	202.415	209.474	211.217	197.043	205.645	204.910			
82	T	2.2401	4.1485	4.2631	2.1674	2.0886	4.1056	4.2738	2.2538	25.5409			
	S	211.537	206.427	202.318	203.218	209.906	212.570	194.632	204.806	205.083			
83	T	2.2535	4.1983	4.4771	2.2580	2.1416	4.1802	4.3531	2.2839	26.1457			
	S	210.279	203.979	192.647	195.064	204.711	208.776	191.086	202.106	200.339			
84	T	2.2675	4.2024	4.3000	2.1717	2.0863	4.2499	4.3356	2.2697	25.8831			
	S	208.981	203.780	200.581	202.816	210.137	205.352	191.858	203.371	202.371			
85	T	2.2544	4.2914	4.4394	2.2194	2.1149	4.2499	4.3537	2.2950	26.2181			
	S	210.195	199.553	194.283	198.457	207.295	205.352	191.060	201.129	199.786			
86	T	2.2865	4.2194	4.2924	2.1826	2.0986	4.1246	4.2323	2.2535	25.6899			
	S	207.244	202.959	200.937	201.803	208.906	211.591	196.540	204.833	203.893			
87	T	2.2575	4.1571	4.2199	2.1523	2.0859	4.1245	4.2832	2.2755	25.5559			
	S	209.906	206.000	204.389	204.644	210.177	211.596	194.205	202.853	204.962			
88	T	2.2697	4.1716	4.3679	2.2088	2.1166	4.1528	4.3124	2.2720	25.8718			
	S	208.778	205.284	197.463	199.409	207.129	210.154	192.890	203.165	202.460			
89	T	2.2692	4.2248	4.3566	2.2128	2.1182	4.1602	4.2486	2.2602	25.8506			
	S	208.824	202.699	197.975	199.049	206.972	209.780	195.786	204.226	202.626			
90	T	2.2630	4.2063	4.2798	2.1837	2.1002	4.1282	4.2657	2.2711	25.6980			
	S	209.396	203.591	201.528	201.701	208.746	211.406	195.002	203.246	203.829			
91	T	2.2678	4.2172	4.3099	2.1959	2.1100	4.1417	4.2626	2.2691	25.7742			
	S	208.953	203.065	200.121	200.580	207.777	210.717	195.143	203.425	203.226			
92	T	2.2660	4.1754	4.2673	2.1794	2.0972	4.1507	4.3826	2.3137	25.8323			
	S	209.119	205.097	202.118	202.099	209.045	210.260	189.800	199.503	202.769			
93	T	2.2934	4.2076	4.3713	2.2383	2.1444	4.1820	4.3034	2.2750	26.0154			
	S	206.621	203.528	197.310	196.781	204.444	208.687	193.293	202.897	201.342			
94	T	2.2691	4.2207	4.3599	2.2106	2.1185	4.1768	4.3336	2.2881	25.9773			
	S	208.833	202.896	197.826	199.247	206.943	208.946	191.946	201.735	201.638			
95	T	2.2733	4.2403	4.3324	2.1947	2.1021	4.1604	4.3086	2.2865	25.8983			
	S	208.447	201.958	199.081	200.690	208.558	209.770	193.060	201.877	202.253			

Event: Firestone 600
Track: Texas Motor Speedway
Report: Section Data Report
Session: Race

Round 8
1.455 mile(s)
Verizon INDYCAR Series
June 7, 2014



Section Data for Car 19 - Wilson, Justin

Lap	T/S	SF to T1	T1 to SS1	SS1 to T2	T2 to BS	BS to T3	T3 to SS2	SS2 to T4	T4 to SF	Lap	PI to PO	PO to SF	SF to PI
96	T	2.2695	4.2128	4.3807	2.2332	2.1281	4.2798	4.3625	2.2795	26.1461			
	S	208.796	203.277	196.886	197.230	206.010	203.918	190.675	202.497	200.336			
97	T	2.2678	4.2071	4.3951	2.2198	2.1154	4.1673	4.2696	2.2618	25.9039			
	S	208.953	203.552	196.241	198.421	207.246	209.423	194.823	204.081	202.209			
98	T	2.2584	4.2024	4.4014	2.2234	2.1200	4.1795	4.3028	2.2691	25.9570			
	S	209.823	203.780	195.960	198.100	206.797	208.811	193.320	203.425	201.795			
99	T	2.2615	4.1952	4.3569	2.2165	2.1169	4.1681	4.3066	2.2824	25.9041			
	S	209.535	204.129	197.962	198.716	207.100	209.383	193.150	202.239	202.207			
100	T	2.2651	4.2142	4.5602	2.2905	2.1657	4.2561	4.5990	2.3636	26.7144			
	S	209.202	203.209	189.136	192.296	202.433	205.053	180.869	195.291	196.074			
101	T	2.3266	4.2774	4.4549	2.2802	2.1634	4.3175	4.4548	2.3280	26.6028			
	S	203.672	200.207	193.607	193.165	202.648	202.137	186.724	198.278	196.897			
102	T	2.2947	4.2976	4.5409	2.3209	2.5351	6.1524			37.6642	27.2199		30.2959
	S	206.504	199.266	189.940	189.777	172.936	141.852			139.071	33.014		154.521
103	T			5.5263	2.5907	2.3721	4.3473	4.2327	2.2355	49.1134		29.2618	
	S			156.072	170.014	184.819	200.752	196.522	206.482	106.651		159.446	
104	T	2.2377	4.1012	4.1430	2.1136	2.0444	4.0092	4.0854	2.1933	24.9278			
	S	211.764	208.808	208.182	208.391	214.444	217.681	203.608	210.455	210.127			
105	T	2.2065	4.0520	4.0850	2.0972	2.0323	3.9750	4.0866	2.1894	24.7240			
	S	214.758	211.343	211.138	210.020	215.721	219.554	203.548	210.830	211.859			
106	T	2.2021	4.0575	4.0759	2.0936	2.0319	3.9968	4.0945	2.1933	24.7456			
	S	215.187	211.057	211.610	210.381	215.763	218.357	203.155	210.455	211.674			
107	T	2.2027	4.0521	4.1122	2.1007	2.0333	3.9700	4.0819	2.1866	24.7395			
	S	215.129	211.338	209.742	209.670	215.615	219.831	203.782	211.100	211.726			
108	T	2.1972	4.0370	4.1034	2.1006	2.0321	4.0045	4.1627	2.2000	24.8375			
	S	215.667	212.129	210.192	209.680	215.742	217.937	199.827	209.814	210.891			
109	T	2.1974	4.1260	4.1936	2.1315	2.0478	4.1416	4.2827	2.2427	25.3633			
	S	215.647	207.553	205.671	206.641	214.088	210.722	194.228	205.819	206.519			
110	T	2.2345	4.0895	4.1798	2.1292	2.0433	4.1738	4.2696	2.2467	25.3664			
	S	212.067	209.405	206.350	206.864	214.559	209.097	194.823	205.453	206.494			
111	T	2.2459	4.0752	4.1153	2.1050	2.0353	4.1000	4.2042	2.2163	25.0972			
	S	210.991	210.140	209.584	209.242	215.403	212.860	197.854	208.271	208.709			
112	T	2.2135	4.0755	4.1634	2.1205	2.0435	4.1149	4.2022	2.2319	25.1654			
	S	214.079	210.125	207.162	207.713	214.538	212.090	197.948	206.815	208.143			
113	T	2.2191	4.0995	4.1842	2.1304	2.0443	4.0272	4.2278	2.2345	25.1670			
	S	213.539	208.895	206.133	206.747	214.454	216.708	196.750	206.575	208.130			
114	T	2.2318	4.1060	4.2386	2.1600	2.0712	4.0183	4.1545	2.2115	25.1919			
	S	212.324	208.564	203.487	203.914	211.669	217.188	200.221	208.723	207.924			

Event: Firestone 600
Track: Texas Motor Speedway
Report: Section Data Report
Session: Race

Round 8
1.455 mile(s)
Verizon INDYCAR Series
June 7, 2014



Section Data for Car 19 - Wilson, Justin

Lap	T/S	SF to T1	T1 to SS1	SS1 to T2	T2 to BS	BS to T3	T3 to SS2	SS2 to T4	T4 to SF	Lap	PI to PO	PO to SF	SF to PI
115	T	2.2083	4.0839	4.1585	2.1187	2.0426	4.0637	4.1784	2.2265	25.0806			
	S	214.583	209.693	207.407	207.889	214.633	214.762	199.076	207.317	208.847			
116	T	2.2296	4.1229	4.2434	2.1620	2.0634	4.2952	4.3288	2.2676	25.7129			
	S	212.533	207.709	203.257	203.726	212.469	203.187	192.159	203.559	203.711			
117	T	2.2463	4.2945	4.5566	2.2526	2.1340	4.1619	4.2415	2.2415	26.1289			
	S	210.953	199.409	189.286	195.532	205.440	209.694	196.114	205.929	200.468			
118	T	2.2295	4.1636	4.3242	2.1979	2.1003	4.1682	4.2651	2.2589	25.7077			
	S	212.543	205.679	199.459	200.398	208.736	209.377	195.029	204.343	203.752			
119	T	2.2431	4.1951	4.2592	2.1458	2.0624	5.6284						
	S	211.254	204.134	202.503	205.264	212.572	155.058						

Event: Firestone 600
Track: Texas Motor Speedway
Report: Section Data Report
Session: Race

Round 8
1.455 mile(s)
Verizon INDYCAR Series
June 7, 2014



Section Data for Car 2 - Montoya, Juan Pablo

Lap	T/S	SF to T1	T1 to SS1	SS1 to T2	T2 to BS	BS to T3	T3 to SS2	SS2 to T4	T4 to SF	Lap	PI to PO	PO to SF	SF to PI
1	T	2.7825	4.7821	4.3891	2.1632	2.0887	4.1677	4.1133	2.1411	26.6277		81.4505	
	S	170.301	179.077	196.510	203.612	209.896	209.403	202.226	215.586	196.712		57.282	
2	T	2.1524	4.2123	4.1212	2.0977	2.0283	4.0358	4.0933	2.1803	24.9213			
	S	220.156	203.301	209.284	209.970	216.146	216.246	203.215	211.710	210.182			
3	T	2.1914	4.0018	4.0949	2.0810	2.0092	4.0490	4.1649	2.1989	24.7911			
	S	216.238	213.995	210.628	211.655	218.201	215.541	199.721	209.919	211.286			
4	T	2.2003	4.0040	4.3289	2.1899	2.0986	4.1599	4.1645	2.1845	25.3306			
	S	215.363	213.877	199.242	201.130	208.906	209.795	199.740	211.303	206.785			
5	T	2.1821	4.0301	4.1850	2.0967	2.0203	4.2140	4.9983	3.0029	26.7294			
	S	217.159	212.492	206.093	210.070	217.002	207.102	166.420	153.715	195.964			
6	T	3.4749	7.2128	8.8218	7.0390	6.2958	10.6482	10.6888	5.6425	59.8238			
	S	136.368	118.728	97.769	62.573	69.635	81.960	77.821	81.806	87.557			
7	T	5.5684	10.4221	10.5742	5.6027	5.4942	10.0667	10.2316	5.3435	63.3034			
	S	85.099	82.168	81.566	78.615	79.795	86.694	81.299	86.384	82.744			
8	T	5.3852	10.0963	9.8722	4.3041	3.7578	8.0082			58.0693	26.4715		50.5314
	S	87.994	84.820	87.367	102.334	116.666	108.979			90.203	33.947		92.643
9	T			7.1841	3.4082	3.2451	7.1976	7.5204	4.0013	61.0624		42.1288	
	S			120.057	129.234	135.099	121.253	110.608	115.360	85.781		110.748	
10	T	4.6235	9.3586	9.0734	5.8074	4.8240	7.6695	8.2937	4.2062	53.8563			
	S	102.490	91.506	95.058	75.844	90.881	113.792	100.295	109.741	97.259			
11	T	5.1560	9.2387	8.1877	4.0770	3.1790	6.3273	6.0681	2.6940	44.9278			
	S	91.905	92.693	105.341	108.034	137.908	137.930	137.080	171.340	116.587			
12	T	2.5519	4.3837	4.1659	2.0879	2.0111	4.2398	4.2291	2.2410	25.9104			
	S	185.691	195.352	207.038	210.956	217.995	205.842	196.689	205.975	202.158			
13	T	2.2551	4.0556	4.0467	2.0726	2.0036	4.0965	4.1563	2.1923	24.8787			
	S	210.130	211.156	213.137	212.513	218.811	213.042	200.134	210.551	210.542			
14	T	2.1772	4.0496	4.1221	2.0879	2.0020	4.1005	4.1698	2.1652	24.8743			
	S	217.648	211.469	209.238	210.956	218.986	212.834	199.486	213.186	210.579			
15	T	2.1669	4.1288	4.2952	2.1311	2.0404	4.1600	4.2261	2.2008	25.3493			
	S	218.683	207.412	200.806	206.679	214.864	209.790	196.829	209.738	206.633			
16	T	2.2031	4.2190	4.3146	2.1851	2.0754	4.1877	4.2677	2.2438	25.6964			
	S	215.089	202.978	199.903	201.572	211.241	208.403	194.910	205.718	203.842			
17	T	2.2147	4.0968	4.2341	2.1509	2.0680	4.1165	4.2009	2.2374	25.3193			
	S	213.963	209.032	203.703	204.777	211.997	212.007	198.010	206.307	206.878			
18	T	2.2197	4.1849	4.3037	2.1846	2.0989	4.1322	4.2148	2.2305	25.5693			
	S	213.481	204.632	200.409	201.618	208.876	211.202	197.357	206.945	204.855			
19	T	2.2088	4.1800	4.3134	2.1810	2.1051	4.1818	4.2747	2.2527	25.6975			
	S	214.534	204.872	199.958	201.951	208.260	208.697	194.591	204.906	203.833			

Event: Firestone 600
 Track: Texas Motor Speedway
 Report: Section Data Report
 Session: Race

Round 8
 1.455 mile(s)
 Verizon INDYCAR Series
 June 7, 2014



Section Data for Car 2 - Montoya, Juan Pablo

Lap	T/S	SF to T1	T1 to SS1	SS1 to T2	T2 to BS	BS to T3	T3 to SS2	SS2 to T4	T4 to SF	Lap	PI to PO	PO to SF	SF to PI
20	T	2.2176	4.0946	4.2027	2.1297	2.0403	4.1329	4.3442	2.2446	25.4066			
	S	213.683	209.145	205.225	206.815	214.875	211.166	191.478	205.645	206.167			
21	T	2.2292	4.1267	4.3245	2.1638	2.0694	4.1364	4.3275	2.2733	25.6508			
	S	212.571	207.518	199.445	203.556	211.853	210.987	192.217	203.049	204.204			
22	T	2.2503	4.1635	4.3333	2.1892	2.0912	4.1776	4.2966	2.2692	25.7709			
	S	210.578	205.684	199.040	201.194	209.645	208.906	193.599	203.416	203.253			
23	T	2.2502	4.1586	4.2776	2.1721	2.0787	4.1059	4.2220	2.2489	25.5140			
	S	210.587	205.926	201.632	202.778	210.905	212.554	197.020	205.252	205.299			
24	T	2.2283	4.0912	4.2748	2.1808	2.1039	4.1072	4.2171	2.2406	25.4439			
	S	212.657	209.318	201.764	201.969	208.379	212.487	197.249	206.012	205.865			
25	T	2.2338	4.1433	4.2780	2.1739	2.0827	4.1493	4.3544	2.3187	25.7341			
	S	212.133	206.686	201.613	202.610	210.500	210.331	191.029	199.073	203.543			
26	T	2.2958	4.1760	4.2818	2.1758	2.0836	4.1956	4.3202	2.2888	25.8176			
	S	206.405	205.068	201.434	202.433	210.409	208.010	192.542	201.674	202.885			
27	T	2.2687	4.1431	4.2735	2.1729	2.0840	4.1626	4.2931	2.2759	25.6738			
	S	208.870	206.696	201.825	202.704	210.369	209.659	193.757	202.817	204.021			
28	T	2.2597	4.1397	4.3397	2.1924	2.0989	4.1288	4.2251	2.2400	25.6243			
	S	209.702	206.866	198.746	200.901	208.876	211.376	196.875	206.067	204.415			
29	T	2.2318	4.0822	4.3882	2.2333	2.1271	4.1294	4.2216	2.2452	25.6588			
	S	212.324	209.780	196.550	197.221	206.106	211.345	197.039	205.590	204.140			
30	T	2.2347	4.1335	4.2898	2.1466	2.0548	4.1602	4.3763	2.2861	25.6820			
	S	212.048	207.176	201.058	205.187	213.359	209.780	190.073	201.912	203.956			
31	T	2.2724	4.1780	4.3437	2.1823	2.0937	4.1079	4.2367	2.2520	25.6667			
	S	208.530	204.970	198.563	201.830	209.394	212.451	196.336	204.969	204.078			
32	T	2.2481	4.1227	4.3869	2.2243	2.1258	4.1207	4.2331	2.2486	25.7102			
	S	210.784	207.719	196.608	198.019	206.233	211.791	196.503	205.279	203.732			
33	T	2.2427	4.1868	4.3350	2.1694	2.0805	4.2550	4.3974	2.2774	25.9442			
	S	211.292	204.539	198.962	203.031	210.723	205.106	189.161	202.683	201.895			
34	T	2.2671	4.2102	4.3701	2.1769	2.0871	4.1502	4.2692	2.2517	25.7825			
	S	209.018	203.402	197.364	202.331	210.057	210.286	194.842	204.997	203.161			
35	T	2.2465	4.1980	4.3653	2.1864	2.1004	4.2288	4.2793	2.2664	25.8711			
	S	210.934	203.993	197.581	201.452	208.726	206.377	194.382	203.667	202.465			
36	T	2.2728	4.1686	4.4060	2.2091	2.1099	4.1430	4.2561	2.2477	25.8132			
	S	208.493	205.432	195.756	199.382	207.787	210.651	195.441	205.361	202.919			
37	T	2.2307	4.1064	4.3883	2.2344	2.1309	4.1553	4.2672	2.2688	25.7820			
	S	212.428	208.544	196.545	197.124	205.739	210.028	194.933	203.452	203.165			
38	T	2.2675	4.1947	4.3420	2.1942	2.0989	4.1505	4.2843	2.2691	25.8012			
	S	208.981	204.154	198.641	200.736	208.876	210.270	194.155	203.425	203.014			

Event: Firestone 600
Track: Texas Motor Speedway
Report: Section Data Report
Session: Race

Round 8
1.455 mile(s)
Verizon INDYCAR Series
June 7, 2014



Section Data for Car 2 - Montoya, Juan Pablo

Lap	T/S	SF to T1	T1 to SS1	SS1 to T2	T2 to BS	BS to T3	T3 to SS2	SS2 to T4	T4 to SF	Lap	PI to PO	PO to SF	SF to PI
39	T	2.2589	4.2059	4.3739	2.1992	2.1046	4.1122	4.2911	2.2706	25.8164			
	S	209.776	203.610	197.192	200.279	208.310	212.229	193.847	203.290	202.894			
40	T	2.2557	4.1686	4.3496	2.1989	2.1021	4.2413	4.5164	2.3556	26.1882			
	S	210.074	205.432	198.294	200.307	208.558	205.769	184.177	195.955	200.014			
41	T	2.3234	4.2176	4.3659	2.2112	2.1124	4.1972	4.3506	2.2940	26.0723			
	S	203.953	203.045	197.554	199.193	207.541	207.931	191.196	201.217	200.903			
42	T	2.2788	4.2443	4.3811	2.1931	2.0992	4.1827	4.3374	2.2934	26.0100			
	S	207.944	201.768	196.868	200.837	208.846	208.652	191.778	201.269	201.384			
43	T	2.2769	4.1538	4.4993	2.2859	2.1711	4.2094	4.3149	2.2853	26.1966			
	S	208.118	206.164	191.696	192.683	201.929	207.328	192.778	201.983	199.950			
44	T	2.2737	4.2603	4.4227	2.2054	2.1089	4.1803	4.3651	2.3054	26.1218			
	S	208.411	201.010	195.017	199.716	207.885	208.771	190.561	200.222	200.522			
45	T	2.2876	4.2162	4.4066	2.2234	2.1228	4.2531	4.3719	2.3089	26.1905			
	S	207.144	203.113	195.729	198.100	206.524	205.198	190.265	199.918	199.996			
46	T	2.2868	4.1704	4.4717	2.2614	2.1511	4.2149	4.3312	2.2883	26.1758			
	S	207.217	205.343	192.880	194.771	203.807	207.058	192.053	201.718	200.108			
47	T	2.2715	4.2392	4.4382	2.2077	2.1131	4.3324	4.4421	2.2950	26.3392			
	S	208.613	202.011	194.336	199.508	207.472	201.442	187.258	201.129	198.867			
48	T	2.2740	4.2182	4.4354	2.2377	2.1304	4.2156	4.4179	2.3245	26.2537			
	S	208.383	203.016	194.458	196.834	205.787	207.023	188.284	198.576	199.515			
49	T	2.3003	4.2312	4.5048	2.2629	2.1537	4.2702	4.3632	2.3037	26.3900			
	S	206.001	202.393	191.462	194.642	203.561	204.376	190.644	200.369	198.484			
50	T	2.2773	4.2471	4.4786	2.2249	2.1125	4.2516	4.4349	2.3346	26.3615			
	S	208.081	201.635	192.583	197.966	207.531	205.270	187.562	197.717	198.699			
51	T	2.3085	4.2522	4.4275	2.2355	2.1338	4.2365	4.3429	2.2924	26.2293			
	S	205.269	201.393	194.805	197.027	205.459	206.002	191.535	201.357	199.700			
52	T	2.2783	4.2330	4.4528	2.2379	2.1378	4.2464	4.5734	2.3858	26.5454			
	S	207.990	202.307	193.698	196.816	205.075	205.522	181.882	193.474	197.322			
53	T	2.3585	4.3728	4.5061	2.2442	2.1416	4.3490	4.4372	2.3134	26.7228			
	S	200.917	195.839	191.407	196.263	204.711	200.673	187.465	199.529	196.012			
54	T	2.2976	4.2589	4.4130	2.2274	2.1342	4.2154	4.4127	2.3289	26.2881			
	S	206.243	201.076	195.445	197.744	205.421	207.033	188.505	198.201	199.254			
55	T	2.3162	4.2123	4.3416	2.2047	2.1171	4.1814	4.3496	2.3066	26.0295			
	S	204.587	203.301	198.659	199.780	207.080	208.717	191.240	200.117	201.233			
56	T	2.2894	4.1884	4.3646	2.2150	2.1240	4.1758	4.4230	2.3506	26.1308			
	S	206.982	204.461	197.613	198.851	206.407	208.996	188.067	196.372	200.453			
57	T	2.3247	4.3306	4.4896	2.2477	2.1323	4.1726	4.4489	2.3547	26.5011			
	S	203.839	197.747	192.111	195.958	205.604	209.157	186.972	196.030	197.652			

Event: Firestone 600
Track: Texas Motor Speedway
Report: Section Data Report
Session: Race

Round 8
1.455 mile(s)
Verizon INDYCAR Series
June 7, 2014



Section Data for Car 2 - Montoya, Juan Pablo

Lap	T/S	SF to T1	T1 to SS1	SS1 to T2	T2 to BS	BS to T3	T3 to SS2	SS2 to T4	T4 to SF	Lap	PI to PO	PO to SF	SF to PI
58	T	2.3207	4.2909	4.4810	2.2256	2.1215	4.4270	4.5416	2.3383	26.7466			
	S	204.190	199.577	192.479	197.904	206.651	197.137	183.155	197.404	195.838			
59	T	2.3066	4.2841	4.5553	2.2367	2.1292	4.2860	4.4663	2.3268	26.5910			
	S	205.438	199.893	189.340	196.922	205.903	203.623	186.243	198.380	196.984			
60	T	2.2894	4.2572	4.4362	2.2429	2.3231	5.8794			37.0161	27.4168		29.3993
	S	206.982	201.157	194.423	196.377	188.717	148.438			141.506	32.777		159.234
61	T			5.2882	2.5136	2.3508	4.3229	4.2161	2.2399	48.4602		28.6602	
	S			163.099	175.229	186.494	201.885	197.296	206.077	108.089		162.793	
62	T	2.2488	4.0790	4.0443	2.0816	2.0244	3.9647	4.0820	2.1996	24.7244			
	S	210.718	209.945	213.263	211.594	216.562	220.124	203.777	209.852	211.855			
63	T	2.2074	4.0485	4.0511	2.0914	2.0267	3.9360	4.0513	2.1745	24.5869			
	S	214.670	211.526	212.905	210.603	216.317	221.729	205.321	212.275	213.040			
64	T	2.1839	4.0974	4.2455	2.1632	2.0912	4.0322	4.1026	2.1970	25.1130			
	S	216.980	209.002	203.156	203.612	209.645	216.439	202.754	210.101	208.577			
65	T	2.1979	4.0472	4.1009	2.0888	2.0273	3.9596	4.0789	2.1973	24.6979			
	S	215.598	211.594	210.320	210.865	216.253	220.408	203.932	210.072	212.083			
66	T	2.2096	4.0443	4.0955	2.1093	2.0385	3.9786	4.0943	2.2014	24.7715			
	S	214.457	211.746	210.597	208.816	215.065	219.355	203.165	209.681	211.453			
67	T	2.2136	4.0266	4.1195	2.1177	2.0455	3.9924	4.0959	2.1971	24.8083			
	S	214.069	212.677	209.370	207.987	214.329	218.597	203.086	210.091	211.139			
68	T	2.2099	4.0953	4.1095	2.1125	2.0396	3.9799	4.1009	2.1945	24.8421			
	S	214.428	209.109	209.880	208.499	214.949	219.284	202.838	210.340	210.852			
69	T	2.2112	4.0937	4.1694	2.1085	2.0525	4.0942	4.1580	2.2061	25.0936			
	S	214.302	209.191	206.864	208.895	213.598	213.162	200.052	209.234	208.738			
70	T	2.2161	4.0382	4.2526	2.1568	2.0736	4.0591	4.1853	2.2243	25.2060			
	S	213.828	212.066	202.817	204.217	211.424	215.005	198.748	207.522	207.808			
71	T	2.2167	4.0977	4.1891	2.1359	2.0593	4.0367	4.1580	2.2268	25.1202			
	S	213.770	208.986	205.891	206.215	212.892	216.198	200.052	207.289	208.517			
72	T	2.2259	4.0961	4.2190	2.1450	2.0737	4.0137	4.1258	2.2120	25.1112			
	S	212.886	209.068	204.432	205.340	211.414	217.437	201.614	208.676	208.592			
73	T	2.2118	4.0914	4.2183	2.1238	2.0462	4.1173	4.2253	2.2207	25.2548			
	S	214.243	209.308	204.466	207.390	214.255	211.966	196.866	207.858	207.406			
74	T	2.2162	4.1243	4.2520	2.1381	2.0647	4.0530	4.1897	2.2458	25.2838			
	S	213.818	207.639	202.846	206.003	212.335	215.329	198.539	205.535	207.168			
75	T	2.2525	4.1033	4.1517	2.1263	2.0571	4.0231	4.1488	2.2267	25.0895			
	S	210.372	208.701	207.746	207.146	213.120	216.929	200.496	207.298	208.773			
76	T	2.2317	4.0676	4.1718	2.1341	2.0607	4.0223	4.1511	2.2266	25.0659			
	S	212.333	210.533	206.745	206.389	212.748	216.972	200.385	207.308	208.969			

Event: Firestone 600
Track: Texas Motor Speedway
Report: Section Data Report
Session: Race

Round 8
1.455 mile(s)
Verizon INDYCAR Series
June 7, 2014



Section Data for Car 2 - Montoya, Juan Pablo

Lap	T/S	SF to T1	T1 to SS1	SS1 to T2	T2 to BS	BS to T3	T3 to SS2	SS2 to T4	T4 to SF	Lap	PI to PO	PO to SF	SF to PI
77	T	2.2268	4.0632	4.1653	2.1296	2.0555	4.0638	4.1793	2.2216	25.1051			
	S	212.800	210.761	207.068	206.825	213.286	214.756	199.033	207.774	208.643			
78	T	2.2149	4.1061	4.2828	2.1389	2.0550	4.1475	4.2232	2.2236	25.3920			
	S	213.944	208.559	201.387	205.926	213.338	210.422	196.964	207.587	206.285			
79	T	2.2232	4.0799	4.2430	2.1594	2.0739	4.1910	4.2548	2.2349	25.4601			
	S	213.145	209.898	203.276	203.971	211.394	208.238	195.501	206.538	205.734			
80	T	2.2269	4.1332	4.1775	2.1322	2.0495	4.0519	4.2364	2.2397	25.2473			
	S	212.791	207.191	206.463	206.573	213.910	215.387	196.350	206.095	207.468			
81	T	2.2276	4.1269	4.2845	2.1416	2.0679	4.1720	4.2430	2.2262	25.4897			
	S	212.724	207.508	201.307	205.666	212.007	209.187	196.045	207.345	205.495			
82	T	2.2208	4.1137	4.2549	2.1511	2.0621	4.1564	4.2496	2.2450	25.4536			
	S	213.375	208.174	202.707	204.758	212.603	209.972	195.740	205.608	205.786			
83	T	2.2399	4.1372	4.3016	2.1553	2.0626	4.0523	4.2062	2.2500	25.4051			
	S	211.556	206.991	200.507	204.359	212.552	215.366	197.760	205.152	206.179			
84	T	2.2523	4.1050	4.1837	2.1453	2.0695	4.0199	4.1828	2.2416	25.2001			
	S	210.391	208.615	206.157	205.311	211.843	217.102	198.866	205.920	207.856			
85	T	2.2434	4.0962	4.1877	2.1448	2.0684	4.0811	4.1878	2.2391	25.2485			
	S	211.226	209.063	205.960	205.359	211.956	213.846	198.629	206.150	207.458			
86	T	2.2382	4.0730	4.2325	2.1578	2.0784	4.0745	4.1931	2.2445	25.2920			
	S	211.716	210.254	203.780	204.122	210.936	214.192	198.378	205.654	207.101			
87	T	2.2390	4.0927	4.2326	2.1535	2.0758	4.0516	4.1937	2.2425	25.2814			
	S	211.641	209.242	203.775	204.530	211.200	215.403	198.349	205.838	207.188			
88	T	2.2350	4.0815	4.2459	2.1539	2.0756	4.0786	4.2114	2.2389	25.3208			
	S	212.020	209.816	203.137	204.492	211.220	213.977	197.516	206.169	206.866			
89	T	2.2329	4.0782	4.2114	2.1419	2.0545	4.0339	4.2450	2.2535	25.2513			
	S	212.219	209.986	204.801	205.637	213.390	216.348	195.952	204.833	207.435			
90	T	2.2461	4.0859	4.2758	2.1765	2.0893	4.0948	4.2260	2.2448	25.4392			
	S	210.972	209.590	201.717	202.368	209.835	213.131	196.833	205.627	205.903			
91	T	2.2402	4.1014	4.2601	2.1645	2.0817	4.1101	4.2162	2.2461	25.4203			
	S	211.527	208.798	202.460	203.490	210.601	212.337	197.291	205.508	206.056			
92	T	2.2411	4.1023	4.2769	2.1706	2.0844	4.1195	4.2379	2.2437	25.4764			
	S	211.442	208.752	201.665	202.918	210.329	211.853	196.281	205.728	205.602			
93	T	2.2315	4.0724	4.4514	2.2246	2.1144	4.2418	4.3619	2.2566	25.9546			
	S	212.352	210.285	193.759	197.993	207.344	205.745	190.701	204.551	201.814			
94	T	2.2442	4.1519	4.3571	2.1636	2.0764	4.1204	4.2838	2.2563	25.6537			
	S	211.150	206.258	197.953	203.575	211.139	211.806	194.178	204.579	204.181			
95	T	2.2465	4.1250	4.3348	2.1766	2.0833	4.1340	4.2372	2.2372	25.5746			
	S	210.934	207.603	198.971	202.359	210.440	211.110	196.313	206.325	204.813			

Event: Firestone 600
Track: Texas Motor Speedway
Report: Section Data Report
Session: Race

Round 8
1.455 mile(s)
Verizon INDYCAR Series
June 7, 2014



Section Data for Car 2 - Montoya, Juan Pablo

Lap	T/S	SF to T1	T1 to SS1	SS1 to T2	T2 to BS	BS to T3	T3 to SS2	SS2 to T4	T4 to SF	Lap	PI to PO	PO to SF	SF to PI
96	T	2.2187	4.1427	4.3991	2.1951	2.1011	4.1799	4.3484	2.2709	25.8559			
	S	213.577	206.716	196.063	200.654	208.657	208.791	191.293	203.263	202.584			
97	T	2.2591	4.1596	4.3084	2.1646	2.0773	4.2295	4.3261	2.2510	25.7756			
	S	209.758	205.876	200.190	203.481	211.048	206.343	192.279	205.060	203.215			
98	T	2.2417	4.1758	4.4159	2.1916	2.0925	4.2552	4.3341	2.2309	25.9377			
	S	211.386	205.078	195.317	200.974	209.514	205.097	191.924	206.908	201.945			
99	T	2.2240	4.2203	4.4369	2.1950	2.0916	4.1921	4.3278	2.2431	25.9308			
	S	213.068	202.915	194.392	200.663	209.605	208.184	192.203	205.783	201.999			
100	T	2.2409	4.1816	4.4424	2.1819	2.0911	4.1411	4.3372	2.2873	25.9035			
	S	211.461	204.793	194.152	201.867	209.655	210.748	191.787	201.806	202.212			
101	T	2.2746	4.2324	4.3053	2.1675	2.0825	4.1254	4.2999	2.2659	25.7535			
	S	208.328	202.335	200.334	203.209	210.521	211.550	193.451	203.712	203.390			
102	T	2.2529	4.1400	4.3244	2.1915	2.2609	5.8051			36.2624	26.5334		28.6572
	S	210.335	206.851	199.450	200.983	193.909	150.338			144.447	33.868		163.357
103	T			5.3083	2.5215	2.3578	4.3335	4.2054	2.2346	47.6337		28.7055	
	S			162.481	174.680	185.940	201.391	197.798	206.565	109.964		162.536	
104	T	2.2207	4.1474	4.2142	2.1241	2.0502	3.9865	4.0637	2.1787	24.9855			
	S	213.385	206.482	204.665	207.361	213.837	218.921	204.695	211.865	209.642			
105	T	2.1835	4.1057	4.1870	2.1004	2.0294	4.0763	4.1255	2.1864	24.9942			
	S	217.020	208.579	205.995	209.700	216.029	214.098	201.628	211.119	209.569			
106	T	2.1879	4.0467	4.1607	2.1068	2.0373	4.0254	4.1313	2.2167	24.9128			
	S	216.584	211.620	207.297	209.063	215.191	216.805	201.345	208.233	210.253			
107	T	2.2176	4.0470	4.0953	2.1029	2.0341	4.0201	4.1332	2.2105	24.8607			
	S	213.683	211.605	210.607	209.451	215.530	217.091	201.253	208.817	210.694			
108	T	2.2137	4.0599	4.1324	2.1180	2.0455	4.0131	4.1234	2.2048	24.9108			
	S	214.060	210.932	208.716	207.958	214.329	217.470	201.731	209.357	210.270			
109	T	2.2132	4.0764	4.1611	2.1176	2.0442	4.0746	4.1686	2.2275	25.0832			
	S	214.108	210.078	207.277	207.997	214.465	214.187	199.544	207.224	208.825			
110	T	2.2312	4.1108	4.2093	2.1479	2.0685	4.0826	4.1739	2.2365	25.2607			
	S	212.381	208.320	204.903	205.063	211.945	213.768	199.290	206.390	207.358			
111	T	2.2411	4.0802	4.1231	2.1199	2.0466	4.0056	4.1707	2.2293	25.0165			
	S	211.442	209.883	209.187	207.771	214.213	217.877	199.443	207.056	209.382			
112	T	2.2404	4.0830	4.1542	2.1338	2.0599	4.0633	4.1743	2.2296	25.1385			
	S	211.508	209.739	207.621	206.418	212.830	214.783	199.271	207.029	208.366			
113	T	2.2375	4.0897	4.1846	2.1423	2.0638	4.0369	4.1620	2.2274	25.1442			
	S	211.783	209.395	206.113	205.599	212.428	216.187	199.860	207.233	208.318			
114	T	2.2337	4.0777	4.1630	2.1411	2.0650	4.0606	4.1735	2.2285	25.1431			
	S	212.143	210.011	207.182	205.714	212.305	214.926	199.309	207.131	208.328			

Event: Firestone 600
Track: Texas Motor Speedway
Report: Section Data Report
Session: Race

Round 8
1.455 mile(s)
Verizon INDYCAR Series
June 7, 2014



Section Data for Car 2 - Montoya, Juan Pablo

Lap	T/S	SF to T1	T1 to SS1	SS1 to T2	T2 to BS	BS to T3	T3 to SS2	SS2 to T4	T4 to SF	Lap	PI to PO	PO to SF	SF to PI
115	T	2.2371	4.0953	4.1070	2.1162	2.0432	4.0421	4.1552	2.2264	25.0225			
	S	211.820	209.109	210.007	208.135	214.570	215.909	200.187	207.326	209.332			
116	T	2.2259	4.1034	4.1638	2.1368	2.0604	4.0886	4.1803	2.2339	25.1931			
	S	212.886	208.696	207.143	206.128	212.779	213.454	198.985	206.630	207.914			
117	T	2.2322	4.0747	4.1594	2.1298	2.0566	4.0294	4.1292	2.2151	25.0264			
	S	212.285	210.166	207.362	206.806	213.172	216.590	201.448	208.384	209.299			
118	T	2.2081	4.0776	4.1746	2.1455	2.0676	4.0537	4.1505	2.2219	25.0995			
	S	214.602	210.017	206.607	205.292	212.038	215.292	200.414	207.746	208.689			
119	T	2.2229	4.0786	4.2016	2.1505	2.0715	4.1118	4.2101	2.2447	25.2917			
	S	213.174	209.965	205.279	204.815	211.638	212.249	197.577	205.636	207.104			
120	T	2.2363	4.0908	4.2659	2.1835	2.0973	4.5751	5.5712	3.2403	28.2604			
	S	211.896	209.339	202.185	201.720	209.035	190.756	149.307	142.453	185.348			
121	T	3.3090	6.5905	6.4918	3.0789	2.9254	6.5801	7.9631	4.0949	41.0337			
	S	143.204	129.939	132.860	143.056	149.863	132.631	104.459	112.723	127.651			
122	T	4.3317	8.5138	7.8950	3.9435	4.1070	10.3990	12.0445	6.2711	57.5056			
	S	109.394	100.585	109.246	111.691	106.747	83.924	69.062	73.606	91.087			
123	T	5.7696	10.1304	9.6452	4.9262	5.0891	12.3558	13.4191	6.0915	67.4269			
	S	82.131	84.534	89.423	89.411	86.147	70.633	61.988	75.776	77.684			
124	T	5.4769	11.0280	11.2792	5.1359	4.9660	10.1215	13.2276	5.5464	66.7815			
	S	86.520	77.654	76.468	85.760	88.282	86.225	62.885	83.224	78.435			
125	T	5.3221	10.6032	10.6347	5.4016	5.2085	10.8296	11.5630	5.7797	65.3424			
	S	89.037	80.765	81.102	81.541	84.172	80.587	71.938	79.864	80.162			
126	T	5.5216	10.7958	9.3241	3.5154	3.3587	10.3831			62.9314	25.8878		55.2812
	S	85.820	79.324	92.502	125.293	130.529	84.053			83.233	34.713		84.683
127	T			7.5132	3.4813	3.5800	9.0144	14.4429	5.0426	71.2547		53.0171	
	S			114.798	126.520	122.461	96.815	57.594	91.538	73.511		88.003	
128	T	4.5454	9.5184	11.8778	5.1571	5.3619	11.8037	13.3382	5.7592	67.3617			
	S	104.251	89.969	72.614	85.407	81.764	73.937	62.364	80.148	77.759			
129	T	5.0816	9.5038	10.9565	5.7209	5.9340	12.2940	14.9126	6.1701	70.5735			
	S	93.251	90.107	78.720	76.990	73.881	70.988	55.780	74.811	74.220			
130	T	5.9097	10.0289	9.1546	4.7347	4.9083	10.0509	11.3492	5.6728	61.8091			
	S	80.184	85.390	94.215	93.027	89.320	86.831	73.293	81.369	84.745			
131	T	5.2331	9.3545	9.9746	5.3131	5.3869	10.8639	10.5987	6.0436	62.7684			
	S	90.551	91.546	86.470	82.900	81.384	80.333	78.483	76.377	83.450			
132	T	6.3479	11.0216	10.1743	5.2786	5.3263	10.1522	10.2271	5.4329	63.9609			
	S	74.649	77.699	84.772	83.442	82.310	85.964	81.335	84.962	81.894			
133	T	6.0519	10.9426	10.0405	5.1451	5.1802	10.1492	9.8032	5.4409	62.7536			
	S	78.300	78.260	85.902	85.607	84.632	85.990	84.852	84.837	83.469			

Event: Firestone 600
Track: Texas Motor Speedway
Report: Section Data Report
Session: Race

Round 8
1.455 mile(s)
Verizon INDYCAR Series
June 7, 2014



Section Data for Car 2 - Montoya, Juan Pablo

Lap	T/S	SF to T1	T1 to SS1	SS1 to T2	T2 to BS	BS to T3	T3 to SS2	SS2 to T4	T4 to SF	Lap	PI to PO	PO to SF	SF to PI
134	T	5.3952	9.0741	10.1501	4.6498	4.1162	8.4072	7.2518	2.8512	51.8956			
	S	87.831	94.374	84.975	94.725	106.508	103.807	114.705	161.894	100.933			
135	T	2.6563	4.5895	4.3283	2.1481	2.0747	4.0623	4.0571	2.1677	26.0840			
	S	178.392	186.592	199.270	205.044	211.312	214.836	205.028	212.940	200.813			
136	T	2.1930	4.0700	4.1058	2.0815	2.0214	4.0696	4.1307	2.1900	24.8620			
	S	216.080	210.409	210.069	211.604	216.884	214.450	201.375	210.772	210.683			
137	T	2.1803	4.0120	4.0629	2.0882	2.0255	3.9899	4.0590	2.1657	24.5835			
	S	217.339	213.451	212.287	210.925	216.445	218.734	204.932	213.137	213.070			
138	T	2.1861	4.0323	4.1607	2.1238	2.0485	4.0300	4.1152	2.1844	24.8810			
	S	216.762	212.376	207.297	207.390	214.015	216.558	202.133	211.312	210.522			
139	T	2.1902	4.0439	4.1140	2.1078	2.0432	3.9960	4.0954	2.1798	24.7703			
	S	216.356	211.767	209.650	208.964	214.570	218.400	203.110	211.758	211.463			
140	T	2.1884	4.0279	4.0715	2.1148	2.0594	4.0428	4.1880	2.2213	24.9141			
	S	216.534	212.608	211.838	208.272	212.882	215.872	198.619	207.802	210.242			
141	T	2.2181	4.0492	4.1587	2.1308	2.0566	4.0262	4.1222	2.2014	24.9632			
	S	213.635	211.490	207.397	206.709	213.172	216.762	201.790	209.681	209.829			
142	T	2.2049	4.0347	4.1109	2.1048	2.0378	4.0150	4.1268	2.2150	24.8499			
	S	214.914	212.250	209.808	209.262	215.138	217.367	201.565	208.393	210.786			
143	T	2.2173	4.1169	4.1665	2.1283	2.0535	4.0259	4.1392	2.2149	25.0625			
	S	213.712	208.012	207.008	206.951	213.494	216.778	200.961	208.403	208.998			
144	T	2.2159	4.0849	4.2157	2.1526	2.0704	4.0535	4.1662	2.2261	25.1853			
	S	213.847	209.641	204.592	204.615	211.751	215.302	199.659	207.354	207.978			
145	T	2.2302	4.0493	4.1615	2.1313	2.0572	4.0755	4.1620	2.2286	25.0956			
	S	212.476	211.484	207.257	206.660	213.110	214.140	199.860	207.121	208.722			
146	T	2.2283	4.0621	4.1431	2.1294	2.0572	4.0410	4.1551	2.2210	25.0372			
	S	212.657	210.818	208.177	206.844	213.110	215.968	200.192	207.830	209.209			
147	T	2.2237	4.0660	4.1704	2.1335	2.0582	4.0383	4.1405	2.2175	25.0481			
	S	213.097	210.616	206.815	206.447	213.006	216.113	200.898	208.158	209.118			
148	T	2.2178	4.0452	4.1528	2.1296	2.0578	4.0451	4.1585	2.2260	25.0328			
	S	213.664	211.699	207.691	206.825	213.047	215.749	200.028	207.363	209.245			
149	T	2.2247	4.0825	4.1438	2.1274	2.0563	4.0573	4.1556	2.2295	25.0771			
	S	213.001	209.765	208.142	207.039	213.203	215.101	200.168	207.038	208.876			
150	T	2.2309	4.0808	4.1770	2.1414	2.0648	4.0846	4.2064	2.2453	25.2312			
	S	212.409	209.852	206.488	205.685	212.325	213.663	197.751	205.581	207.600			
151	T	2.2460	4.0894	4.2135	2.1555	2.0778	4.1031	4.2270	2.2561	25.3684			
	S	210.981	209.411	204.699	204.340	210.997	212.699	196.787	204.597	206.477			
152	T	2.2479	4.1100	4.2426	2.1623	2.0847	4.1056	4.1910	2.2388	25.3829			
	S	210.803	208.361	203.295	203.697	210.298	212.570	198.477	206.178	206.359			

Event: Firestone 600
Track: Texas Motor Speedway
Report: Section Data Report
Session: Race

Round 8
1.455 mile(s)
Verizon INDYCAR Series
June 7, 2014



Section Data for Car 2 - Montoya, Juan Pablo

Lap	T/S	SF to T1	T1 to SS1	SS1 to T2	T2 to BS	BS to T3	T3 to SS2	SS2 to T4	T4 to SF	Lap	PI to PO	PO to SF	SF to PI
153	T	2.2393	4.1011	4.2356	2.1605	2.0828	4.1265	4.2473	2.2532	25.4463			
	S	211.612	208.813	203.631	203.867	210.490	211.493	195.846	204.860	205.845			
154	T	2.2495	4.1143	4.2345	2.1501	2.0753	4.0756	4.2125	2.2494	25.3612			
	S	210.653	208.143	203.684	204.853	211.251	214.135	197.464	205.206	206.536			
155	T	2.2454	4.1192	4.2037	2.1430	2.0727	4.1026	4.2042	2.2436	25.3344			
	S	211.038	207.896	205.176	205.532	211.516	212.725	197.854	205.737	206.754			
156	T	2.2439	4.1113	4.2252	2.1505	2.0755	4.0754	4.1770	2.2349	25.2937			
	S	211.179	208.295	204.132	204.815	211.231	214.145	199.142	206.538	207.087			
157	T	2.2358	4.1027	4.2385	2.1507	2.0777	4.1039	4.2037	2.2406	25.3536			
	S	211.944	208.732	203.492	204.796	211.007	212.658	197.878	206.012	206.598			
158	T	2.2397	4.1079	4.2169	2.1435	2.0709	4.0903	4.2275	2.2460	25.3427			
	S	211.575	208.467	204.534	205.484	211.700	213.365	196.764	205.517	206.687			
159	T	2.2436	4.1079	4.2129	2.1419	2.0681	4.0835	4.2079	2.2397	25.3055			
	S	211.207	208.467	204.728	205.637	211.986	213.720	197.680	206.095	206.991			
160	T	2.2394	4.1066	4.2707	2.1584	2.0791	4.1247	4.2533	2.2502	25.4824			
	S	211.603	208.533	201.958	204.065	210.865	211.586	195.570	205.133	205.554			
161	T	2.2480	4.1296	4.2665	2.1574	2.0777	4.0819	4.2705	2.2660	25.4976			
	S	210.793	207.372	202.156	204.160	211.007	213.804	194.782	203.703	205.431			
162	T	2.2558	4.1388	4.2690	2.1564	2.0788	4.1039	4.3289	2.2797	25.6113			
	S	210.065	206.911	202.038	204.255	210.895	212.658	192.155	202.479	204.519			
163	T	2.2658	4.1536	4.2933	2.1643	2.0867	4.1823	4.2953	2.2606	25.7019			
	S	209.137	206.174	200.894	203.509	210.097	208.672	193.658	204.190	203.798			
164	T	2.2524	4.1670	4.2765	2.1433	2.0664	4.1527	4.2494	2.2358	25.5435			
	S	210.382	205.511	201.684	205.503	212.161	210.159	195.750	206.454	205.062			
165	T	2.2292	4.1485	4.2725	2.1496	2.0625	4.2332	4.2905	2.2602	25.6462			
	S	212.571	206.427	201.872	204.901	212.562	206.163	193.874	204.226	204.241			
166	T	2.2463	4.1820	4.3354	2.1850	2.1042	4.0935	4.2167	2.2516	25.6147			
	S	210.953	204.774	198.944	201.581	208.350	213.198	197.268	205.006	204.492			
167	T	2.2541	4.1368	4.3172	2.1768	2.0958	4.1372	4.2516	2.2561	25.6256			
	S	210.223	207.011	199.782	202.340	209.185	210.946	195.648	204.597	204.405			
168	T	2.2549	4.1741	4.2937	2.1513	2.0768	4.1643	4.2703	2.2522	25.6376			
	S	210.148	205.161	200.876	204.739	211.098	209.574	194.792	204.951	204.309			
169	T	2.2549	4.1872	4.3086	2.1606	2.0827	4.1730	4.2550	2.2402	25.6622			
	S	210.148	204.519	200.181	203.858	210.500	209.137	195.492	206.049	204.113			
170	T	2.2441	4.1866	4.3244	2.1518	2.0790	4.1683	4.2693	2.2453	25.6688			
	S	211.160	204.549	199.450	204.691	210.875	209.372	194.837	205.581	204.061			
171	T	2.2513	4.1745	4.3127	2.1541	2.0808	4.1739	4.2676	2.2456	25.6605			
	S	210.484	205.142	199.991	204.473	210.693	209.092	194.915	205.553	204.127			

Event: Firestone 600
 Track: Texas Motor Speedway
 Report: Section Data Report
 Session: Race

Round 8
 1.455 mile(s)
 Verizon INDYCAR Series
 June 7, 2014



Section Data for Car 2 - Montoya, Juan Pablo

Lap	T/S	SF to T1	T1 to SS1	SS1 to T2	T2 to BS	BS to T3	T3 to SS2	SS2 to T4	T4 to SF	Lap	PI to PO	PO to SF	SF to PI
172	T	2.2503	4.1888	4.3606	2.1676	2.0900	4.2493	4.3059	2.2524	25.8649			
	S	210.578	204.441	197.794	203.199	209.765	205.381	193.181	204.933	202.514			
173	T	2.2571	4.2025	4.3575	2.1614	2.0824	4.2750	4.3863	2.2429	25.9651			
	S	209.944	203.775	197.935	203.782	210.531	204.147	189.640	205.801	201.732			
174	T	2.2305	4.1831	4.4772	2.1818	2.0883	4.3255	4.3836	2.2565	26.1265			
	S	212.447	204.720	192.643	201.877	209.936	201.763	189.757	204.561	200.486			
175	T	2.2387	4.1664	4.4293	2.2159	2.1140	4.2896	4.3511	2.2590	26.0640			
	S	211.669	205.540	194.726	198.770	207.384	203.452	191.174	204.334	200.967			
176	T	2.2461	4.2814	4.5146	2.1946	2.1019	4.3107	4.3759	2.2740	26.2992			
	S	210.972	200.020	191.047	200.699	208.578	202.456	190.091	202.986	199.170			
177	T	2.2611	4.1787	4.3496	2.1990	2.3154	6.0609			36.8442	26.9169		29.2749
	S	209.572	204.935	198.294	200.298	189.345	143.993			142.166	33.386		159.910
178	T			5.3076	2.5228	2.3601	4.3409	4.2238	2.2432	47.9755		28.6279	
	S			162.503	174.590	185.759	201.048	196.936	205.773	109.181		162.977	
179	T	2.2283	4.0572	4.2010	2.1315	2.0556	4.0226	4.2246	2.2262	25.1470			
	S	212.657	211.073	205.308	206.641	213.275	216.956	196.899	207.345	208.295			
180	T	2.2232	4.1129	4.1489	2.0929	2.0296	3.9892	4.1587	2.2165	24.9719			
	S	213.145	208.214	207.886	210.452	216.008	218.773	200.019	208.252	209.756			
181	T	2.2099	4.0347	4.2084	2.1303	2.0548	3.9942	4.0779	2.1813	24.8915			
	S	214.428	212.250	204.947	206.757	213.359	218.499	203.982	211.613	210.433			
182	T	2.1792	3.9827	4.0531	2.0991	2.0395	3.9726	4.0833	2.2057	24.6152			
	S	217.448	215.021	212.800	209.830	214.959	219.687	203.712	209.272	212.795			
183	T	2.2161	4.0404	4.0513	2.0945	2.0354	3.9801	4.0949	2.2090	24.7217			
	S	213.828	211.950	212.895	210.291	215.392	219.273	203.135	208.959	211.879			
184	T	2.2176	4.0447	4.0494	2.0927	2.0353	3.9802	4.0908	2.2071	24.7178			
	S	213.683	211.725	212.995	210.472	215.403	219.267	203.339	209.139	211.912			
185	T	2.2141	4.0416	4.0767	2.1038	2.0381	4.0031	4.1135	2.2133	24.8042			
	S	214.021	211.887	211.568	209.361	215.107	218.013	202.217	208.553	211.174			
186	T	2.2150	4.0622	4.1031	2.1099	2.0426	3.9994	4.1187	2.2130	24.8639			
	S	213.934	210.813	210.207	208.756	214.633	218.215	201.961	208.582	210.667			
187	T	2.2140	4.0520	4.1245	2.1143	2.0423	4.0748	4.1767	2.2039	25.0025			
	S	214.031	211.343	209.116	208.322	214.664	214.177	199.157	209.443	209.499			
188	T	2.2070	4.0877	4.2322	2.1294	2.0430	4.0702	4.1854	2.2160	25.1709			
	S	214.709	209.498	203.795	206.844	214.591	214.419	198.743	208.299	208.097			
189	T	2.2212	4.0593	4.1268	2.1228	2.0529	4.0295	4.1575	2.2310	25.0010			
	S	213.337	210.963	209.000	207.488	213.556	216.585	200.077	206.899	209.512			
190	T	2.2333	4.0775	4.1431	2.1249	2.0554	4.0751	4.1810	2.2315	25.1218			
	S	212.181	210.022	208.177	207.282	213.296	214.161	198.952	206.852	208.504			

Event: Firestone 600
Track: Texas Motor Speedway
Report: Section Data Report
Session: Race

Round 8
1.455 mile(s)
Verizon INDYCAR Series
June 7, 2014



Section Data for Car 2 - Montoya, Juan Pablo

Lap	T/S	SF to T1	T1 to SS1	SS1 to T2	T2 to BS	BS to T3	T3 to SS2	SS2 to T4	T4 to SF	Lap	PI to PO	PO to SF	SF to PI
191	T	2.2287	4.0780	4.1901	2.1410	2.0635	4.0682	4.1880	2.2255	25.1830			
	S	212.619	209.996	205.842	205.724	212.459	214.524	198.619	207.410	207.997			
192	T	2.2239	4.1153	4.2654	2.1381	2.0603	4.1325	4.2338	2.2449	25.4142			
	S	213.078	208.093	202.208	206.003	212.789	211.186	196.471	205.618	206.105			
193	T	2.2362	4.1120	4.2350	2.1314	2.0526	4.1397	4.2341	2.2154	25.3564			
	S	211.906	208.260	203.660	206.650	213.587	210.819	196.457	208.356	206.575			
194	T	2.2162	4.1071	4.2604	2.1329	2.0559	4.0695	4.2080	2.2367	25.2867			
	S	213.818	208.508	202.446	206.505	213.244	214.456	197.675	206.371	207.144			
195	T	2.2320	4.1403	4.2610	2.1409	2.0666	4.1279	4.2314	2.2217	25.4218			
	S	212.304	206.836	202.417	205.733	212.140	211.422	196.582	207.765	206.044			
196	T	2.2176	4.1132	4.2589	2.1404	2.0585	4.1118	4.1852	2.2060	25.2916			
	S	213.683	208.199	202.517	205.781	212.975	212.249	198.752	209.243	207.104			
197	T	2.2176	4.0920	4.2347	2.1343	2.0571	4.0940	4.2185	2.2197	25.2679			
	S	213.683	209.278	203.674	206.370	213.120	213.172	197.183	207.952	207.299			
198	T	2.2152	4.1321	4.2076	2.1250	2.0580	4.0203	4.2082	2.2454	25.2118			
	S	213.915	207.247	204.986	207.273	213.027	217.080	197.666	205.572	207.760			
199	T	2.2393	4.1071	4.2354	2.1357	2.0576	4.1059	4.2386	2.2281	25.3477			
	S	211.612	208.508	203.641	206.234	213.068	212.554	196.248	207.168	206.646			
200	T	2.2225	4.1014	4.3275	2.1622	2.0732	4.1825	4.2760	2.2324	25.5777			
	S	213.212	208.798	199.307	203.707	211.465	208.662	194.532	206.769	204.788			
201	T	2.2271	4.1081	4.2450	2.1627	2.0836	4.1544	4.2519	2.2367	25.4695			
	S	212.772	208.457	203.180	203.660	210.409	210.073	195.634	206.371	205.658			
202	T	2.2450	4.1408	4.3271	2.1818	2.0976	4.0945	4.2375	2.2498	25.5741			
	S	211.075	206.811	199.325	201.877	209.005	213.146	196.299	205.170	204.817			
203	T	2.2548	4.1116	4.2678	2.1614	2.0826	4.0808	4.2214	2.2443	25.4247			
	S	210.158	208.280	202.095	203.782	210.510	213.862	197.048	205.673	206.020			
204	T	2.2510	4.1265	4.2597	2.1559	2.0779	4.1591	4.3080	2.2455	25.5836			
	S	210.512	207.528	202.479	204.302	210.987	209.836	193.087	205.563	204.741			
205	T	2.2461	4.1960	4.3740	2.1766	2.0921	4.2166	4.3223	2.2371	25.8608			
	S	210.972	204.090	197.188	202.359	209.555	206.974	192.448	206.334	202.546			
206	T	2.2463	4.1764	4.3207	2.1616	2.0837	4.1073	4.2649	2.2603	25.6212			
	S	210.953	205.048	199.620	203.763	210.399	212.482	195.038	204.217	204.440			
207	T	2.2585	4.1106	4.2847	2.1714	2.0903	4.1046	4.2711	2.2573	25.5485			
	S	209.813	208.331	201.298	202.844	209.735	212.622	194.755	204.488	205.022			
208	T	2.2501	4.1110	4.2437	2.1592	2.0855	4.1420	4.3124	2.2786	25.5825			
	S	210.597	208.310	203.242	203.990	210.218	210.702	192.890	202.577	204.749			
209	T	2.2735	4.1531	4.2837	2.1768	2.0951	4.1090	4.2490	2.2571	25.5973			
	S	208.429	206.199	201.345	202.340	209.254	212.394	195.768	204.506	204.631			

Event: Firestone 600
 Track: Texas Motor Speedway
 Report: Section Data Report
 Session: Race

Round 8
 1.455 mile(s)
 Verizon INDYCAR Series
 June 7, 2014



Section Data for Car 2 - Montoya, Juan Pablo

Lap	T/S	SF to T1	T1 to SS1	SS1 to T2	T2 to BS	BS to T3	T3 to SS2	SS2 to T4	T4 to SF	Lap	PI to PO	PO to SF	SF to PI
210	T	2.2611	4.1501	4.2603	2.1587	2.0867	4.1181	4.2750	2.2648	25.5748			
	S	209.572	206.348	202.451	204.037	210.097	211.925	194.577	203.811	204.811			
211	T	2.2647	4.1333	4.2493	2.1560	2.0818	4.1048	4.2534	2.2557	25.4990			
	S	209.239	207.186	202.975	204.292	210.591	212.611	195.565	204.633	205.420			
212	T	2.2574	4.1383	4.2258	2.1539	2.2992	5.8768			36.0730	26.8484		28.4841
	S	209.916	206.936	204.103	204.492	190.679	148.504			145.206	33.471		164.350
213	T			5.2629	2.5012	2.3262	4.3333	4.2035	2.2199	47.7159		28.4564	
	S			163.883	176.097	188.466	201.400	197.887	207.933	109.775		163.959	
214	T	2.2222	4.0392	4.0923	2.0948	2.0327	3.9615	4.0524	2.1755	24.6706			
	S	213.241	212.013	210.762	210.261	215.678	220.302	205.266	212.177	212.317			
215	T	2.1976	4.0052	4.0180	2.0641	2.0050	3.9788	4.0885	2.1766	24.5338			
	S	215.628	213.813	214.659	213.388	218.658	219.344	203.453	212.070	213.501			
216	T	2.1783	4.0100	4.0364	2.0854	2.0321	3.9770	4.0684	2.1897	24.5773			
	S	217.538	213.557	213.681	211.209	215.742	219.444	204.458	210.801	213.123			
217	T	2.2111	4.0512	4.0462	2.0853	2.0300	3.9782	4.0781	2.1937	24.6738			
	S	214.311	211.385	213.163	211.219	215.965	219.377	203.972	210.417	212.290			
218	T	2.2056	4.0463	4.0444	2.0879	2.0320	3.9738	4.0796	2.1962	24.6658			
	S	214.846	211.641	213.258	210.956	215.753	219.620	203.897	210.177	212.359			
219	T	2.2067	4.0495	4.0441	2.0908	2.0317	3.9788	4.0841	2.1943	24.6800			
	S	214.739	211.474	213.274	210.663	215.784	219.344	203.672	210.359	212.237			
220	T	2.2057	4.0656	4.0752	2.1022	2.0352	3.9860	4.0862	2.2000	24.7561			
	S	214.836	210.636	211.646	209.521	215.413	218.948	203.568	209.814	211.584			
221	T	2.2083	4.0553	4.0668	2.1001	2.0344	3.9842	4.0952	2.1992	24.7435			
	S	214.583	211.171	212.083	209.730	215.498	219.047	203.120	209.890	211.692			
222	T	2.2092	4.0378	4.1332	2.1229	2.0522	3.9853	4.0902	2.1983	24.8291			
	S	214.496	212.087	208.676	207.478	213.629	218.987	203.369	209.976	210.962			
223	T	2.2117	4.0579	4.1526	2.1287	2.0571	4.0154	4.1186	2.2058	24.9478			
	S	214.253	211.036	207.701	206.912	213.120	217.345	201.966	209.262	209.958			
224	T	2.2087	4.0852	4.1059	2.1054	2.0360	4.0086	4.1163	2.2022	24.8683			
	S	214.544	209.626	210.064	209.202	215.329	217.714	202.079	209.604	210.630			
225	T	2.2026	4.0788	4.2313	2.1352	2.0680	4.0249	4.1302	2.2151	25.0861			
	S	215.138	209.955	203.838	206.283	211.997	216.832	201.399	208.384	208.801			
226	T	2.2153	4.1117	4.2604	2.1440	2.0688	4.1693	4.2662	2.2372	25.4729			
	S	213.905	208.275	202.446	205.436	211.915	209.322	194.979	206.325	205.630			
227	T	2.2321	4.1072	4.2179	2.1466	2.0721	4.1646	4.2640	2.2364	25.4409			
	S	212.295	208.503	204.486	205.187	211.577	209.558	195.079	206.399	205.889			
228	T	2.2303	4.1395	4.2847	2.1468	2.0664	4.0234	4.1376	2.2097	25.2384			
	S	212.466	206.876	201.298	205.168	212.161	216.913	201.039	208.893	207.541			

Event: Firestone 600
 Track: Texas Motor Speedway
 Report: Section Data Report
 Session: Race

Round 8
 1.455 mile(s)
 Verizon INDYCAR Series
 June 7, 2014



Section Data for Car 2 - Montoya, Juan Pablo

Lap	T/S	SF to T1	T1 to SS1	SS1 to T2	T2 to BS	BS to T3	T3 to SS2	SS2 to T4	T4 to SF	Lap	PI to PO	PO to SF	SF to PI
229	T	2.2103	4.0698	4.1645	2.1305	2.0610	4.0350	4.1808	2.2367	25.0886			
	S	214.389	210.419	207.108	206.738	212.717	216.289	198.961	206.371	208.780			
230	T	2.2393	4.0989	4.1823	2.1359	2.0648	4.0831	4.1816	2.2350	25.2209			
	S	211.612	208.925	206.226	206.215	212.325	213.741	198.923	206.528	207.685			
231	T	2.2398	4.1037	4.2025	2.1393	2.0678	4.0674	4.1680	2.2301	25.2186			
	S	211.565	208.681	205.235	205.887	212.017	214.566	199.573	206.982	207.704			
232	T	2.2296	4.1464	4.2568	2.1422	2.0654	4.1383	4.2664	2.2323	25.4774			
	S	212.533	206.532	202.617	205.609	212.264	210.890	194.970	206.778	205.594			
233	T	2.2425	4.1502	4.3199	2.1633	2.0871	4.0960	4.2104	2.2483	25.5177			
	S	211.310	206.343	199.657	203.603	210.057	213.068	197.563	205.307	205.269			
234	T	2.2510	4.1067	4.1690	2.1375	2.0694	4.0674	4.1788	2.2371	25.2169			
	S	210.512	208.528	206.884	206.061	211.853	214.566	199.057	206.334	207.718			
235	T	2.2369	4.0892	4.1903	2.1398	2.0661	4.0611	4.1955	2.2360	25.2149			
	S	211.839	209.421	205.833	205.839	212.192	214.899	198.264	206.436	207.734			
236	T	2.2366	4.1055	4.2006	2.1410	2.0707	4.0972	4.2077	2.2413	25.3006			
	S	211.868	208.589	205.328	205.724	211.720	213.006	197.690	205.948	207.031			
237	T	2.2393	4.0926	4.1923	2.1354	2.0632	4.0789	4.2176	2.2379	25.2572			
	S	211.612	209.247	205.734	206.263	212.490	213.961	197.225	206.261	207.386			
238	T	2.2318	4.0940	4.2134	2.1406	2.0663	4.1583	4.3732	2.2971	25.5747			
	S	212.324	209.175	204.704	205.762	212.171	209.876	190.208	200.945	204.812			
239	T	2.2726	4.2011	4.3956	2.1827	2.0992	4.2739	4.3134	2.2366	25.9751			
	S	208.512	203.843	196.219	201.793	208.846	204.199	192.845	206.381	201.655			
240	T	2.2393	4.1902	4.3719	2.1813	2.0985	4.1596	4.2749	2.2531	25.7688			
	S	211.612	204.373	197.283	201.923	208.915	209.810	194.582	204.869	203.269			
241	T	2.2428	4.1440	4.3344	2.1992	2.1476	4.8944	5.8350	3.2833	29.0807			
	S	211.282	206.651	198.989	200.279	204.139	178.311	142.557	140.587	180.119			
242	T	3.5082	7.2260	7.4554	3.7615	3.4454	6.2477	6.2225	3.2796	41.1463			
	S	135.073	118.511	115.688	117.095	127.245	139.688	133.679	140.746	127.302			
243	T	3.3330	6.9670	6.5966	3.1124	2.9549	5.7100	5.6373	3.0368	37.3480			
	S	142.173	122.917	130.749	141.516	148.367	152.842	147.556	151.999	140.248			
244	T	3.3298	8.2354	11.1445	4.6980	4.9332	10.2099	11.8530	4.2868	58.6906			
	S	142.310	103.986	77.392	93.754	88.869	85.479	70.178	107.677	89.248			
245	T	4.4523	10.2737	11.6129	5.8369	5.7942	10.9413	10.9200	6.0717	65.9030			
	S	106.431	83.355	74.271	75.460	75.663	79.764	76.174	76.023	79.480			
246	T	6.0454	10.6893	9.7154	4.7261	4.7552	9.6535	8.7795	2.9714	57.3358			
	S	78.384	80.114	88.777	93.196	92.196	90.405	94.746	155.345	91.357			
247	T	2.7139	4.6941	4.4586	2.2150	2.1208	4.1197	4.1894	2.2280	26.7395			
	S	174.606	182.434	193.446	198.851	206.719	211.842	198.553	207.177	195.890			

Event: Firestone 600
Track: Texas Motor Speedway
Report: Section Data Report
Session: Race

Round 8
1.455 mile(s)
Verizon INDYCAR Series
June 7, 2014



Section Data for Car 2 - Montoya, Juan Pablo

Lap	T/S	SF to T1	T1 to SS1	SS1 to T2	T2 to BS	BS to T3	T3 to SS2	SS2 to T4	T4 to SF	Lap	PI to PO	PO to SF	SF to PI
248	T	2.2326	4.1091	4.1517	2.1166	2.0528	4.0632	4.1065	2.1517	24.9842			
	S	212.247	208.407	207.746	208.095	213.566	214.788	202.561	214.524	209.653			
249	T	2.2880	4.9651	5.6634	3.5404	3.5944							
	S	207.108	172.477	152.294	124.408	121.970							

Event: Firestone 600
 Track: Texas Motor Speedway
 Report: Section Data Report
 Session: Race

Round 8
 1.455 mile(s)
 Verizon INDYCAR Series
 June 7, 2014



Section Data for Car 20 - Carpenter, Ed

Lap	T/S	SF to T1	T1 to SS1	SS1 to T2	T2 to BS	BS to T3	T3 to SS2	SS2 to T4	T4 to SF	Lap	PI to PO	PO to SF	SF to PI
1	T	2.7333	4.6996	4.4051	2.1920	2.0931	4.0589	4.0896	2.1603	26.4319		81.6885	
	S	173.367	182.221	195.796	200.937	209.454	215.016	203.398	213.670	198.170		57.116	
2	T	2.1753	4.0705	4.0567	2.1072	2.0511	3.9841	4.0767	2.1989	24.7205			
	S	217.838	210.383	212.611	209.024	213.743	219.053	204.042	209.919	211.889			
3	T	2.2133	4.0458	4.0367	2.0808	2.0193	4.0530	4.1192	2.1858	24.7539			
	S	214.098	211.667	213.665	211.676	217.109	215.329	201.937	211.177	211.603			
4	T	2.1914	4.0199	4.0631	2.0909	2.0329	3.9635	4.0711	2.1848	24.6176			
	S	216.238	213.031	212.276	210.653	215.657	220.191	204.323	211.274	212.775			
5	T	2.2020	4.0159	4.0462	2.0962	2.0333	3.9809	4.4979	2.5159	25.3883			
	S	215.197	213.243	213.163	210.120	215.615	219.229	184.935	183.469	206.316			
6	T	3.1171	7.1168	9.9157	6.2544	5.9104	10.4862	10.6801	5.4944	58.9751			
	S	152.021	120.330	86.983	70.423	74.176	83.226	77.885	84.011	88.817			
7	T	5.8873	10.6917	10.7624	5.4566	5.0277	9.9055	10.3029	5.5112	63.5453			
	S	80.489	80.096	80.140	80.720	87.199	88.105	80.736	83.755	82.429			
8	T	5.5730	10.3314	9.3408	4.4586	4.2462	8.6507	8.9929	4.7980	56.3916			
	S	85.028	82.889	92.337	98.788	103.247	100.885	92.497	96.205	92.886			
9	T	5.0257	9.3009	9.1052	4.5920	4.6703	9.2300	8.9473	4.9158	55.7872			
	S	94.288	92.073	94.726	95.918	93.872	94.553	92.969	93.899	93.893			
10	T	5.3079	9.5159	8.9009	4.5835	4.5141	8.2987	8.6726	4.9647	54.7583			
	S	89.275	89.993	96.900	96.096	97.120	105.164	95.913	92.975	95.657			
11	T	4.6610	9.9012	8.9067	4.2797	4.2954	8.5354	7.3304	2.9444	50.8542			
	S	101.666	86.491	96.837	102.917	102.065	102.248	113.475	156.769	103.000			
12	T	2.6805	4.5895	4.2921	2.1665	2.1044	4.1359	4.2226	2.2325	26.4240			
	S	176.782	186.592	200.951	203.302	208.330	211.013	196.992	206.760	198.229			
13	T	2.2151	4.0854	4.2453	2.1609	2.0591	4.0340	4.1281	2.1947	25.1226			
	S	213.924	209.616	203.166	203.829	212.913	216.343	201.501	210.321	208.498			
14	T	2.2121	4.0693	4.2161	2.1307	2.0506	4.0518	4.1130	2.1798	25.0234			
	S	214.214	210.445	204.573	206.718	213.796	215.392	202.241	211.758	209.324			
15	T	2.1856	4.0244	4.2192	2.1418	2.0661	4.0115	4.0900	2.1925	24.9311			
	S	216.812	212.793	204.423	205.647	212.192	217.556	203.379	210.532	210.099			
16	T	2.2062	4.0378	4.1108	2.1420	2.0696	4.0155	4.1409	2.2124	24.9352			
	S	214.787	212.087	209.813	205.628	211.833	217.340	200.879	208.638	210.064			
17	T	2.2133	4.0952	4.2534	2.1495	2.0729	4.0174	4.1477	2.2138	25.1632			
	S	214.098	209.114	202.779	204.910	211.496	217.237	200.549	208.506	208.161			
18	T	2.2093	4.1317	4.2030	2.1445	2.0692	4.0276	4.1200	2.2120	25.1173			
	S	214.486	207.267	205.211	205.388	211.874	216.687	201.898	208.676	208.542			
19	T	2.2139	4.0629	4.2995	2.1782	2.0920	4.0396	4.3531	2.3264	25.5656			
	S	214.040	210.776	200.605	202.210	209.565	216.043	191.086	198.414	204.885			

Event: Firestone 600
Track: Texas Motor Speedway
Report: Section Data Report
Session: Race

Round 8
1.455 mile(s)
Verizon INDYCAR Series
June 7, 2014



Section Data for Car 20 - Carpenter, Ed

Lap	T/S	SF to T1	T1 to SS1	SS1 to T2	T2 to BS	BS to T3	T3 to SS2	SS2 to T4	T4 to SF	Lap	PI to PO	PO to SF	SF to PI
20	T	2.3053	4.1601	4.1236	2.1215	2.0565	4.0067	4.1646	2.2233	25.1616			
	S	205.554	205.852	209.162	207.615	213.182	217.817	199.735	207.615	208.174			
21	T	2.2379	4.1039	4.2280	2.1600	2.0835	4.0350	4.1367	2.2174	25.2024			
	S	211.745	208.671	203.997	203.914	210.420	216.289	201.083	208.168	207.837			
22	T	2.2252	4.0722	4.1355	2.1192	2.0458	3.9892	4.2209	2.2355	25.0435			
	S	212.953	210.295	208.560	207.840	214.297	218.773	197.071	206.482	209.156			
23	T	2.2289	4.1414	4.2925	2.1772	2.0910	4.0431	4.2668	2.2787	25.5196			
	S	212.600	206.781	200.932	202.303	209.665	215.856	194.951	202.568	205.254			
24	T	2.2639	4.1106	4.2064	2.1445	2.0638	4.0974	4.2479	2.2479	25.3824			
	S	209.313	208.331	205.045	205.388	212.428	212.995	195.819	205.343	206.363			
25	T	2.2581	4.2599	4.2419	2.1553	2.0716	4.1978	4.3354	2.2599	25.7799			
	S	209.851	201.029	203.329	204.359	211.628	207.901	191.867	204.253	203.182			
26	T	2.2544	4.1536	4.2935	2.1727	2.0956	4.0912	4.2305	2.2546	25.5461			
	S	210.195	206.174	200.885	202.722	209.205	213.318	196.624	204.733	205.041			
27	T	2.2413	4.1722	4.2708	2.1665	2.0823	4.1528	4.3675	2.2864	25.7398			
	S	211.424	205.255	201.953	203.302	210.541	210.154	190.456	201.885	203.498			
28	T	2.2707	4.1883	4.5369	2.2591	2.1440	4.1467	4.3067	2.2693	26.1217			
	S	208.686	204.466	190.108	194.969	204.482	210.463	193.145	203.407	200.523			
29	T	2.2612	4.1328	4.2983	2.1848	2.0954	4.1086	4.3724	2.2779	25.7314			
	S	209.563	207.211	200.661	201.599	209.225	212.415	190.243	202.639	203.565			
30	T	2.2638	4.1747	4.3837	2.2120	2.1161	4.1922	4.3228	2.2817	25.9470			
	S	209.322	205.132	196.752	199.120	207.178	208.179	192.426	202.301	201.873			
31	T	2.2702	4.2439	4.3966	2.2113	2.1183	4.2582	4.4516	2.3081	26.2582			
	S	208.732	201.787	196.174	199.184	206.963	204.952	186.858	199.987	199.481			
32	T	2.2879	4.1754	4.2921	2.1682	2.0877	4.2048	4.3469	2.2802	25.8432			
	S	207.117	205.097	200.951	203.143	209.996	207.555	191.359	202.434	202.684			
33	T	2.2736	4.1503	4.3060	2.1839	2.0980	4.1543	4.3227	2.2769	25.7657			
	S	208.420	206.338	200.302	201.683	208.965	210.078	192.430	202.728	203.294			
34	T	2.2734	4.1720	4.3507	2.1983	2.1110	4.1030	4.2805	2.2689	25.7578			
	S	208.438	205.265	198.244	200.361	207.678	212.705	194.327	203.443	203.356			
35	T	2.2583	4.1714	4.3702	2.2297	2.1268	4.1477	4.3308	2.2704	25.9053			
	S	209.832	205.294	197.359	197.540	206.136	210.412	192.070	203.308	202.198			
36	T	2.2673	4.1780	4.2653	2.1637	2.0845	4.0845	4.3351	2.2775	25.6559			
	S	208.999	204.970	202.213	203.565	210.319	213.668	191.880	202.674	204.164			
37	T	2.2724	4.1701	4.2438	2.1606	2.0903	4.1425	4.3323	2.2736	25.6856			
	S	208.530	205.358	203.238	203.858	209.735	210.676	192.004	203.022	203.927			
38	T	2.2692	4.1574	4.2520	2.1711	2.0905	4.1237	4.2602	2.2540	25.5781			
	S	208.824	205.985	202.846	202.872	209.715	211.637	195.253	204.787	204.785			

Event: Firestone 600
Track: Texas Motor Speedway
Report: Section Data Report
Session: Race

Round 8
1.455 mile(s)
Verizon INDYCAR Series
June 7, 2014



Section Data for Car 20 - Carpenter, Ed

Lap	T/S	SF to T1	T1 to SS1	SS1 to T2	T2 to BS	BS to T3	T3 to SS2	SS2 to T4	T4 to SF	Lap	PI to PO	PO to SF	SF to PI
39	T	2.2519	4.1373	4.2924	2.1889	2.0993	4.1659	4.4871	2.3177	25.9405			
	S	210.428	206.986	200.937	201.222	208.836	209.493	185.380	199.159	201.924			
40	T	2.2928	4.2086	4.3036	2.1752	2.0920	4.1652	4.2720	2.2566	25.7660			
	S	206.675	203.479	200.414	202.489	209.565	209.528	194.714	204.551	203.291			
41	T	2.2525	4.1301	4.4130	2.2580	2.1444	4.2015	4.2747	2.2597	25.9339			
	S	210.372	207.347	195.445	195.064	204.444	207.718	194.591	204.271	201.975			
42	T	2.2611	4.1730	4.3678	2.2034	2.1094	4.1350	4.3720	2.3044	25.9261			
	S	209.572	205.215	197.468	199.898	207.836	211.059	190.260	200.309	202.036			
43	T	2.2879	4.1878	4.2925	2.1804	2.0958	4.1944	4.5223	2.3274	26.0885			
	S	207.117	204.490	200.932	202.006	209.185	208.070	183.937	198.329	200.778			
44	T	2.3023	4.2271	4.3470	2.1984	2.1093	4.2342	4.4830	2.3241	26.2254			
	S	205.822	202.589	198.413	200.352	207.846	206.114	185.549	198.611	199.730			
45	T	2.2920	4.2061	4.4493	2.2207	2.1184	4.2619	4.4516	2.3204	26.3204			
	S	206.747	203.600	193.851	198.340	206.953	204.774	186.858	198.927	199.009			
46	T	2.2924	4.2206	4.4398	2.2204	2.1178	4.2394	4.4972	2.3708	26.3984			
	S	206.711	202.901	194.266	198.367	207.012	205.861	184.964	194.698	198.421			
47	T	2.3177	4.2840	4.4836	2.2492	2.1374	4.3412	4.5434	2.3499	26.7064			
	S	204.454	199.898	192.368	195.827	205.113	201.034	183.083	196.430	196.133			
48	T	2.3114	4.2457	4.6667	2.3104	2.1783	4.3323	4.4934	2.3277	26.8659			
	S	205.012	201.701	184.820	190.640	201.262	201.447	185.120	198.303	194.968			
49	T	2.2991	4.2218	4.4717	2.2320	2.1269	4.2965	4.5522	2.3465	26.5467			
	S	206.108	202.843	192.880	197.336	206.126	203.125	182.729	196.715	197.313			
50	T	2.3129	4.2633	4.5123	2.2501	2.1381	4.2967	4.4805	2.3228	26.5767			
	S	204.879	200.869	191.144	195.749	205.046	203.116	185.653	198.722	197.090			
51	T	2.2958	4.2710	4.7619	2.3761	2.5574	6.3252			50.8839	27.5274		31.0716
	S	206.405	200.507	181.125	185.369	171.428	137.976			102.940	32.645		150.664
52	T			5.5546	2.5700	2.3806	4.3666	4.3290	2.2766	37.2456		29.5305	
	S			155.277	171.383	184.159	199.864	192.150	202.755	140.634		157.995	
53	T	2.2722	4.1341	4.0984	2.1037	2.0476	3.9796	4.0734	2.1877	24.8967			
	S	208.548	207.146	210.448	209.371	214.109	219.300	204.207	210.994	210.389			
54	T	2.2035	4.0180	4.0024	2.0832	2.0282	4.2710	4.3226	2.2520	25.1809			
	S	215.050	213.132	215.496	211.432	216.157	204.338	192.435	204.969	208.015			
55	T	2.2312	4.0968	4.1417	2.1219	2.0617	4.0518	4.1284	2.1988	25.0323			
	S	212.381	209.032	208.248	207.576	212.644	215.392	201.487	209.929	209.250			
56	T	2.2040	4.0383	4.0453	2.0899	2.0288	3.9668	4.1820	2.2517	24.8068			
	S	215.002	212.060	213.210	210.754	216.093	220.008	198.904	204.997	211.152			
57	T	2.2582	4.1050	4.0650	2.1000	2.0438	3.9742	4.0822	2.2025	24.8309			
	S	209.841	208.615	212.177	209.740	214.507	219.598	203.767	209.576	210.947			

Event: Firestone 600
 Track: Texas Motor Speedway
 Report: Section Data Report
 Session: Race

Round 8
 1.455 mile(s)
 Verizon INDYCAR Series
 June 7, 2014



Section Data for Car 20 - Carpenter, Ed

Lap	T/S	SF to T1	T1 to SS1	SS1 to T2	T2 to BS	BS to T3	T3 to SS2	SS2 to T4	T4 to SF	Lap	PI to PO	PO to SF	SF to PI
58	T	2.2130	4.0477	4.0515	2.0902	2.0346	3.9685	4.0773	2.1979	24.6807			
	S	214.127	211.568	212.884	210.724	215.477	219.914	204.012	210.015	212.231			
59	T	2.2156	4.0393	4.0594	2.0904	2.0269	3.9651	4.0827	2.1934	24.6728			
	S	213.876	212.008	212.470	210.703	216.295	220.102	203.742	210.445	212.299			
60	T	2.2031	4.0461	4.0633	2.0876	2.0233	3.9646	4.0796	2.1942	24.6618			
	S	215.089	211.652	212.266	210.986	216.680	220.130	203.897	210.369	212.393			
61	T	2.2018	4.0469	4.2055	2.1430	2.0858	4.2302	4.3873	2.3127	25.6132			
	S	215.216	211.610	205.089	205.532	210.188	206.309	189.597	199.590	204.504			
62	T	2.2968	4.1911	4.1473	2.1236	2.0561	4.0146	4.1202	2.2100	25.1597			
	S	206.315	204.329	207.967	207.409	213.224	217.388	201.888	208.865	208.190			
63	T	2.2131	4.0615	4.0678	2.1033	2.0423	3.9993	4.1284	2.2060	24.8217			
	S	214.118	210.849	212.031	209.411	214.664	218.220	201.487	209.243	211.025			
64	T	2.2105	4.0525	4.0744	2.0976	2.0312	4.0595	4.1256	2.1926	24.8439			
	S	214.369	211.317	211.688	209.980	215.837	214.984	201.624	210.522	210.836			
65	T	2.1934	4.1133	4.2047	2.1355	2.0575	4.0793	4.2662	2.2389	25.2888			
	S	216.041	208.194	205.128	206.254	213.079	213.940	194.979	206.169	207.127			
66	T	2.2278	4.0622	4.2084	2.1467	2.0673	4.0327	4.1403	2.2152	25.1006			
	S	212.705	210.813	204.947	205.178	212.068	216.413	200.908	208.374	208.680			
67	T	2.2175	4.0546	4.2566	2.1675	2.0860	4.0371	4.1198	2.2077	25.1468			
	S	213.693	211.208	202.627	203.209	210.167	216.177	201.907	209.082	208.297			
68	T	2.2061	4.0687	4.2577	2.1600	2.0753	4.0530	4.1463	2.2233	25.1904			
	S	214.797	210.476	202.574	203.914	211.251	215.329	200.617	207.615	207.936			
69	T	2.2264	4.0896	4.1441	2.1246	2.0510	4.0420	4.1759	2.2332	25.0868			
	S	212.838	209.400	208.127	207.312	213.754	215.915	199.195	206.695	208.795			
70	T	2.2292	4.1270	4.2146	2.1378	2.0582	4.0562	4.1850	2.2261	25.2341			
	S	212.571	207.503	204.646	206.032	213.006	215.159	198.762	207.354	207.576			
71	T	2.2217	4.1303	4.2793	2.1615	2.0729	4.0517	4.1999	2.2365	25.3538			
	S	213.289	207.337	201.552	203.773	211.496	215.398	198.057	206.390	206.596			
72	T	2.2268	4.1135	4.3429	2.1938	2.1017	4.0627	4.1415	2.2167	25.3996			
	S	212.800	208.184	198.600	200.772	208.597	214.815	200.849	208.233	206.224			
73	T	2.2160	4.0842	4.2133	2.1390	2.0623	4.0333	4.3015	2.2771	25.3267			
	S	213.837	209.677	204.709	205.916	212.583	216.380	193.379	202.710	206.817			
74	T	2.2595	4.1446	4.2733	2.1732	2.0867	4.0809	4.2226	2.2426	25.4834			
	S	209.721	206.622	201.835	202.676	210.097	213.857	196.992	205.828	205.546			
75	T	2.2356	4.1039	4.2030	2.1437	2.0655	4.0275	4.1765	2.2291	25.1848			
	S	211.963	208.671	205.211	205.465	212.253	216.692	199.166	207.075	207.983			
76	T	2.2228	4.0794	4.2991	2.1997	2.1059	4.0581	4.1848	2.2477	25.3975			
	S	213.183	209.924	200.623	200.234	208.181	215.058	198.771	205.361	206.241			

Event: Firestone 600
Track: Texas Motor Speedway
Report: Section Data Report
Session: Race

Round 8
1.455 mile(s)
Verizon INDYCAR Series
June 7, 2014



Section Data for Car 20 - Carpenter, Ed

Lap	T/S	SF to T1	T1 to SS1	SS1 to T2	T2 to BS	BS to T3	T3 to SS2	SS2 to T4	T4 to SF	Lap	PI to PO	PO to SF	SF to PI
77	T	2.2333	4.1101	4.2070	2.1411	2.0630	4.0805	4.2274	2.2656	25.3280			
	S	212.181	208.356	205.015	205.714	212.510	213.878	196.768	203.739	206.807			
78	T	2.2502	4.1251	4.3409	2.1941	2.1000	4.0797	4.2501	2.2557	25.5958			
	S	210.587	207.598	198.692	200.745	208.766	213.919	195.717	204.633	204.643			
79	T	2.2488	4.1157	4.2739	2.1786	2.0926	4.0851	4.2157	2.2458	25.4562			
	S	210.718	208.072	201.806	202.173	209.504	213.637	197.314	205.535	205.765			
80	T	2.2441	4.1408	4.2500	2.1627	2.0762	4.0340	4.3451	2.3186	25.5715			
	S	211.160	206.811	202.941	203.660	211.159	216.343	191.438	199.082	204.837			
81	T	2.2851	4.1681	4.3269	2.2102	2.1130	4.1002	4.2531	2.2458	25.7024			
	S	207.371	205.457	199.334	199.283	207.482	212.850	195.579	205.535	203.794			
82	T	2.2374	4.1399	4.4843	2.2631	2.1440	4.1232	4.2627	2.2570	25.9116			
	S	211.792	206.856	192.338	194.624	204.482	211.663	195.139	204.515	202.149			
83	T	2.2496	4.1564	4.3471	2.2129	2.1108	4.1356	4.2741	2.2439	25.7304			
	S	210.644	206.035	198.408	199.040	207.698	211.028	194.618	205.709	203.572			
84	T	2.2308	4.2826	4.5059	2.2778	2.1602	4.1814	4.3087	2.2823	26.2297			
	S	212.419	199.963	191.416	193.368	202.948	208.717	193.055	202.248	199.697			
85	T	2.2650	4.1743	4.3776	2.2172	2.1174	4.1627	4.3418	2.2817	25.9377			
	S	209.211	205.151	197.026	198.654	207.051	209.654	191.584	202.301	201.945			
86	T	2.2624	4.1702	4.5483	2.2944	2.1699	4.2484	4.3874	2.2974	26.3784			
	S	209.452	205.353	189.631	191.969	202.041	205.425	189.593	200.919	198.572			
87	T	2.2857	4.2679	4.8338	2.4568	2.2947	4.4368	4.5668	2.3638	27.5063			
	S	207.317	200.652	178.431	179.280	191.053	196.702	182.145	195.275	190.429			
88	T	2.3200	4.3015	4.5526	2.2907	2.3775	6.0429			48.9427	26.5468		30.1459
	S	204.252	199.085	189.452	192.279	184.399	144.422			107.023	33.851		155.290
89	T			5.7373	2.6318	2.4203	4.4255	4.2586	2.2468	37.4925		29.7425	
	S			150.332	167.359	181.138	197.204	195.327	205.444	139.708		156.869	
90	T	2.2497	4.2151	4.3570	2.2274	2.1343	4.0941	4.1401	2.2217	25.6394			
	S	210.634	203.166	197.957	197.744	205.411	213.167	200.917	207.765	204.295			
91	T	2.2353	4.0857	4.0707	2.0976	2.0431	3.9845	4.0871	2.2022	24.8062			
	S	211.991	209.600	211.880	209.980	214.580	219.031	203.523	209.604	211.157			
92	T	2.2122	4.0602	4.0654	2.0947	2.0401	3.9769	4.0841	2.1982	24.7318			
	S	214.205	210.917	212.156	210.271	214.896	219.449	203.672	209.986	211.792			
93	T	2.2119	4.0490	4.0800	2.0991	2.0422	3.9895	4.1597	2.2231	24.8545			
	S	214.234	211.500	211.397	209.830	214.675	218.756	199.971	207.634	210.747			
94	T	2.2248	4.0618	4.0618	2.0940	2.0397	3.9788	4.0876	2.2042	24.7527			
	S	212.992	210.834	212.344	210.341	214.938	219.344	203.498	209.414	211.613			
95	T	2.2121	4.0532	4.0722	2.0979	2.0373	3.9782	4.0894	2.1922	24.7325			
	S	214.214	211.281	211.802	209.950	215.191	219.377	203.408	210.561	211.786			

Event: Firestone 600
 Track: Texas Motor Speedway
 Report: Section Data Report
 Session: Race

Round 8
 1.455 mile(s)
 Verizon INDYCAR Series
 June 7, 2014



Section Data for Car 20 - Carpenter, Ed

Lap	T/S	SF to T1	T1 to SS1	SS1 to T2	T2 to BS	BS to T3	T3 to SS2	SS2 to T4	T4 to SF	Lap	PI to PO	PO to SF	SF to PI
96	T	2.1998	4.0231	4.1447	2.1283	2.0620	4.0134	4.0919	2.1964	24.8596			
	S	215.412	212.862	208.097	206.951	212.614	217.453	203.284	210.158	210.703			
97	T	2.2070	4.0415	4.1118	2.0969	2.0273	3.9721	4.2076	2.2198	24.8840			
	S	214.709	211.893	209.762	210.050	216.253	219.714	197.694	207.943	210.497			
98	T	2.2288	4.1061	4.1708	2.1185	2.0503	4.0149	4.1107	2.2026	25.0027			
	S	212.609	208.559	206.795	207.909	213.827	217.372	202.354	209.566	209.497			
99	T	2.2228	4.0991	4.1634	2.1279	2.0580	4.0179	4.1050	2.2074	25.0015			
	S	213.183	208.915	207.162	206.990	213.027	217.210	202.635	209.111	209.507			
100	T	2.2207	4.0616	4.0967	2.1055	2.0434	3.9857	4.1072	2.2067	24.8275			
	S	213.385	210.844	210.535	209.192	214.549	218.965	202.527	209.177	210.976			
101	T	2.2133	4.0514	4.0725	2.1052	2.0467	3.9912	4.1104	2.2065	24.7972			
	S	214.098	211.375	211.786	209.222	214.203	218.663	202.369	209.196	211.234			
102	T	2.2114	4.0600	4.0954	2.1051	2.0413	3.9839	4.1059	2.2104	24.8134			
	S	214.282	210.927	210.602	209.232	214.770	219.064	202.591	208.827	211.096			
103	T	2.2213	4.0639	4.0878	2.1052	2.0408	3.9841	4.1001	2.2078	24.8110			
	S	213.327	210.725	210.994	209.222	214.822	219.053	202.878	209.073	211.116			
104	T	2.2173	4.0561	4.0956	2.1051	2.0411	4.0253	4.1088	2.2095	24.8588			
	S	213.712	211.130	210.592	209.232	214.791	216.810	202.448	208.912	210.710			
105	T	2.2118	4.0627	4.0845	2.1023	2.0382	4.0024	4.1223	2.2073	24.8315			
	S	214.243	210.787	211.164	209.511	215.096	218.051	201.785	209.120	210.942			
106	T	2.2203	4.0631	4.1343	2.1189	2.0452	4.0047	4.1190	2.2086	24.9141			
	S	213.423	210.766	208.621	207.869	214.360	217.926	201.947	208.997	210.242			
107	T	2.2140	4.0758	4.1226	2.1128	2.0403	3.9766	4.1025	2.1949	24.8395			
	S	214.031	210.109	209.213	208.470	214.875	219.466	202.759	210.302	210.874			
108	T	2.1906	4.0654	4.3008	2.1560	2.0611	4.0545	4.3416	2.3366	25.5066			
	S	216.317	210.647	200.544	204.292	212.706	215.249	191.593	197.548	205.359			
109	T	2.2932	4.1264	4.1112	2.1137	2.0319	4.1380	4.2237	2.2414	25.2795			
	S	206.639	207.533	209.793	208.381	215.763	210.906	196.941	205.939	207.203			
110	T	2.2335	4.0713	4.1911	2.1399	2.0583	4.0029	4.1275	2.2131	25.0376			
	S	212.162	210.342	205.793	205.829	212.996	218.024	201.531	208.572	209.205			
111	T	2.2247	4.0589	4.2233	2.1426	2.0655	4.0152	4.1397	2.2222	25.0921			
	S	213.001	210.984	204.224	205.570	212.253	217.356	200.937	207.718	208.751			
112	T	2.2358	4.0797	4.1438	2.1223	2.0571	4.0106	4.1251	2.2031	24.9775			
	S	211.944	209.908	208.142	207.536	213.120	217.605	201.648	209.519	209.709			
113	T	2.2107	4.0815	4.3375	2.1744	2.0874	4.0372	4.3111	2.2767	25.5165			
	S	214.350	209.816	198.847	202.564	210.026	216.171	192.948	202.746	205.279			
114	T	2.2634	4.1346	4.2179	2.1429	2.0636	4.0788	4.2617	2.2469	25.4098			
	S	209.359	207.121	204.486	205.541	212.449	213.967	195.185	205.435	206.141			

Event: Firestone 600
Track: Texas Motor Speedway
Report: Section Data Report
Session: Race

Round 8
1.455 mile(s)
Verizon INDYCAR Series
June 7, 2014



Section Data for Car 20 - Carpenter, Ed

Lap	T/S	SF to T1	T1 to SS1	SS1 to T2	T2 to BS	BS to T3	T3 to SS2	SS2 to T4	T4 to SF	Lap	PI to PO	PO to SF	SF to PI
115	T	2.2381	4.0931	4.1346	2.1153	2.0378	4.2148	4.3300	2.2698	25.4335			
	S	211.726	209.221	208.605	208.223	215.138	207.063	192.106	203.362	205.949			
116	T	2.2474	4.1117	4.2554	2.1606	2.0695	4.1895	4.2152	2.2157	25.4650			
	S	210.850	208.275	202.684	203.858	211.843	208.313	197.338	208.327	205.694			
117	T	2.2004	4.1020	4.1864	2.1358	2.0605	4.0744	4.2466	2.2379	25.2440			
	S	215.353	208.767	206.024	206.225	212.768	214.198	195.879	206.261	207.495			
118	T	2.2202	4.1063	4.2436	2.1562	2.0725	4.0997	4.2752	2.2396	25.4133			
	S	213.433	208.549	203.247	204.274	211.536	212.876	194.568	206.104	206.113			
119	T	2.2206	4.0809	4.3625	2.2063	2.0992	4.3060	4.4536	2.3101	26.0392			
	S	213.394	209.847	197.708	199.635	208.846	202.677	186.774	199.814	201.158			
120	T	2.2625	4.1629	4.3780	2.2306	2.1481	4.3164	4.3258	2.2474	26.0717			
	S	209.442	205.713	197.008	197.460	204.092	202.189	192.292	205.389	200.907			
121	T	2.2522	4.7825	5.5659	3.0264	3.1809	8.7698	11.6687	5.0314	44.2778			
	S	210.400	179.062	154.961	145.537	137.825	99.515	71.286	91.742	118.299			
122	T	4.7992	8.9314	8.7117	4.5318	4.6417	9.3051	11.6100	5.9291	58.4600			
	S	98.738	95.882	99.005	97.192	94.450	93.790	71.647	77.852	89.600			
123	T	5.7112	10.5023	10.0853	5.2375	5.4387	12.2449	11.8001	5.5845	66.6045			
	S	82.971	81.541	85.521	84.096	80.609	71.273	70.492	82.656	78.643			
124	T	5.9043	12.1362	10.9128	5.1865	5.1372	11.4204	10.9218	5.8034	67.4226			
	S	80.257	70.563	79.036	84.923	85.340	76.418	76.161	79.538	77.689			
125	T	6.1871	11.0051	10.3957	5.3450	5.5305	10.8007	11.2507	5.6691	66.1839			
	S	76.589	77.815	82.967	82.405	79.271	80.803	73.935	81.422	79.143			
126	T	5.8548	10.2292	9.6493	5.0363	4.8831	11.4797			80.0939	28.5010		59.3135
	S	80.936	83.718	89.385	87.456	89.781	76.024			65.398	31.530		78.926
127	T			7.3543	3.5079	3.5375	9.3320	14.2525	5.1935	60.6188		52.8982	
	S			117.278	125.561	123.932	93.520	58.363	88.879	86.409		88.201	
128	T	4.4778	9.6210	12.0797	4.9835	5.3788	11.7353	13.3214	5.4764	67.0739			
	S	105.825	89.010	71.401	88.383	81.507	74.368	62.442	84.287	78.093			
129	T	4.9376	10.0252	11.0217	5.6380	5.9087	12.2496	14.9063	6.0159	70.7030			
	S	95.970	85.421	78.255	78.122	74.197	71.245	55.803	76.728	74.085			
130	T	6.0460	9.7607	8.9461	4.7974	5.0975	10.1992	11.4577	5.7024	62.0070			
	S	78.376	87.736	96.411	91.811	86.005	85.568	72.599	80.947	84.474			
131	T	5.1137	9.0754	10.1961	5.3275	5.6337	10.8706	10.5515	5.9987	62.7672			
	S	92.666	94.361	84.591	82.676	77.819	80.283	78.834	76.948	83.451			
132	T	6.1282	10.8417	10.3026	5.3274	5.4144	10.3925	10.0774	5.6651	64.1493			
	S	77.325	78.988	83.717	82.677	80.971	83.977	82.543	81.480	81.653			
133	T	5.9036	10.5015	10.0350	5.3228	5.3401	10.0542	10.0250	5.3504	62.5326			
	S	80.267	81.547	85.949	82.749	82.098	86.802	82.974	86.272	83.764			

Event: Firestone 600
 Track: Texas Motor Speedway
 Report: Section Data Report
 Session: Race

Round 8
 1.455 mile(s)
 Verizon INDYCAR Series
 June 7, 2014



Section Data for Car 20 - Carpenter, Ed

Lap	T/S	SF to T1	T1 to SS1	SS1 to T2	T2 to BS	BS to T3	T3 to SS2	SS2 to T4	T4 to SF	Lap	PI to PO	PO to SF	SF to PI
134	T	5.4902	9.2040	10.0073	4.5832	4.1951	8.6153	7.2420	2.8768	52.2139			
	S	86.311	93.043	86.187	96.102	104.505	101.300	114.860	160.453	100.318			
135	T	2.6550	4.5396	4.2409	2.1478	2.0865	4.0971	4.1260	2.2064	26.0993			
	S	178.480	188.643	203.377	205.072	210.117	213.011	201.604	209.205	200.695			
136	T	2.2173	4.0881	4.0923	2.0922	2.0472	4.0538	4.1037	2.1789	24.8735			
	S	213.712	209.477	210.762	210.522	214.151	215.286	202.700	211.846	210.586			
137	T	2.1779	4.0710	4.1078	2.0949	2.0394	3.9627	4.0409	2.1766	24.6712			
	S	217.578	210.357	209.966	210.251	214.970	220.236	205.850	212.070	212.312			
138	T	2.1879	4.0005	4.0119	2.0689	2.0138	3.9854	4.0695	2.1697	24.5076			
	S	216.584	214.064	214.985	212.893	217.702	218.981	204.403	212.744	213.730			
139	T	2.1748	4.0457	4.0980	2.0899	2.0320	3.9687	4.0913	2.1825	24.6829			
	S	217.888	211.673	210.469	210.754	215.753	219.903	203.314	211.496	212.212			
140	T	2.1897	4.0494	4.0841	2.1011	2.0438	3.9814	4.0808	2.1854	24.7157			
	S	216.406	211.479	211.185	209.630	214.507	219.201	203.837	211.216	211.930			
141	T	2.2010	4.0549	4.0730	2.0974	2.0393	3.9942	4.0852	2.1913	24.7363			
	S	215.295	211.192	211.760	210.000	214.980	218.499	203.617	210.647	211.754			
142	T	2.2011	4.0360	4.1003	2.1141	2.0504	4.0174	4.1053	2.2000	24.8246			
	S	215.285	212.181	210.350	208.341	213.816	217.237	202.621	209.814	211.000			
143	T	2.2141	4.0535	4.1536	2.1299	2.0655	4.0181	4.0982	2.2018	24.9347			
	S	214.021	211.265	207.651	206.796	212.253	217.199	202.972	209.643	210.069			
144	T	2.2157	4.0522	4.0568	2.1022	2.0429	3.9899	4.1064	2.2067	24.7728			
	S	213.866	211.333	212.606	209.521	214.601	218.734	202.566	209.177	211.442			
145	T	2.2175	4.0598	4.0596	2.1023	2.0438	3.9932	4.1145	2.2097	24.8004			
	S	213.693	210.937	212.459	209.511	214.507	218.553	202.168	208.893	211.206			
146	T	2.2208	4.0541	4.0760	2.1055	2.0481	4.0040	4.1177	2.2140	24.8402			
	S	213.375	211.234	211.605	209.192	214.056	217.964	202.010	208.487	210.868			
147	T	2.2214	4.0648	4.0871	2.1078	2.0474	4.0237	4.1188	2.2146	24.8856			
	S	213.318	210.678	211.030	208.964	214.130	216.897	201.956	208.431	210.483			
148	T	2.2216	4.0548	4.0696	2.1030	2.0462	3.9911	4.1043	2.2080	24.7986			
	S	213.298	211.198	211.937	209.441	214.255	218.668	202.670	209.054	211.222			
149	T	2.2189	4.0543	4.0709	2.1005	2.0423	4.0010	4.1163	2.2113	24.8155			
	S	213.558	211.224	211.870	209.690	214.664	218.127	202.079	208.742	211.078			
150	T	2.2242	4.0752	4.0921	2.1137	2.0508	4.0082	4.1175	2.2120	24.8937			
	S	213.049	210.140	210.772	208.381	213.775	217.735	202.020	208.676	210.415			
151	T	2.2247	4.0679	4.0955	2.1133	2.0518	4.0076	4.1473	2.2183	24.9264			
	S	213.001	210.517	210.597	208.420	213.670	217.768	200.569	208.083	210.139			
152	T	2.2248	4.0736	4.0865	2.1129	2.0521	4.0148	4.1696	2.2225	24.9568			
	S	212.992	210.223	211.061	208.460	213.639	217.378	199.496	207.690	209.883			

Event: Firestone 600
 Track: Texas Motor Speedway
 Report: Section Data Report
 Session: Race

Round 8
 1.455 mile(s)
 Verizon INDYCAR Series
 June 7, 2014



Section Data for Car 20 - Carpenter, Ed

Lap	T/S	SF to T1	T1 to SS1	SS1 to T2	T2 to BS	BS to T3	T3 to SS2	SS2 to T4	T4 to SF	Lap	PI to PO	PO to SF	SF to PI
153	T	2.2285	4.0737	4.1032	2.1138	2.0488	3.9977	4.1504	2.2131	24.9292			
	S	212.638	210.218	210.202	208.371	213.983	218.307	200.419	208.572	210.115			
154	T	2.2252	4.0701	4.1305	2.1200	2.0507	4.0026	4.1087	2.2149	24.9227			
	S	212.953	210.404	208.812	207.762	213.785	218.040	202.453	208.403	210.170			
155	T	2.2176	4.0675	4.0947	2.1093	2.0472	4.0047	4.1553	2.2193	24.9156			
	S	213.683	210.538	210.638	208.816	214.151	217.926	200.182	207.989	210.230			
156	T	2.2222	4.0584	4.1218	2.1197	2.0508	4.0055	4.1517	2.2173	24.9474			
	S	213.241	211.010	209.253	207.791	213.775	217.882	200.356	208.177	209.962			
157	T	2.2201	4.0549	4.1461	2.1250	2.0551	4.0115	4.1574	2.2174	24.9875			
	S	213.442	211.192	208.027	207.273	213.327	217.556	200.081	208.168	209.625			
158	T	2.2228	4.0714	4.1209	2.1175	2.0498	4.0221	4.1738	2.2215	24.9998			
	S	213.183	210.336	209.299	208.007	213.879	216.983	199.295	207.783	209.522			
159	T	2.2246	4.0724	4.1510	2.1292	2.0555	4.0196	4.1839	2.2310	25.0672			
	S	213.011	210.285	207.781	206.864	213.286	217.118	198.814	206.899	208.958			
160	T	2.2289	4.0895	4.2012	2.1488	2.0774	4.0386	4.2115	2.2343	25.2302			
	S	212.600	209.405	205.298	204.977	211.037	216.096	197.511	206.593	207.608			
161	T	2.2411	4.0959	4.2082	2.1546	2.0744	4.0296	4.2191	2.2376	25.2605			
	S	211.442	209.078	204.957	204.425	211.343	216.579	197.155	206.288	207.359			
162	T	2.2322	4.1209	4.2568	2.1512	2.0736	4.0501	4.1848	2.2412	25.3108			
	S	212.285	207.810	202.617	204.748	211.424	215.483	198.771	205.957	206.947			
163	T	2.2350	4.0890	4.2039	2.1466	2.0757	4.0400	4.1875	2.2318	25.2095			
	S	212.020	209.431	205.167	205.187	211.210	216.022	198.643	206.824	207.779			
164	T	2.2303	4.0741	4.2484	2.1801	2.0958	4.0632	4.3018	2.2509	25.4446			
	S	212.466	210.197	203.018	202.034	209.185	214.788	193.365	205.069	205.859			
165	T	2.2394	4.0858	4.1964	2.1655	2.0953	4.0647	4.2511	2.2394	25.3376			
	S	211.603	209.595	205.533	203.396	209.235	214.709	195.671	206.123	206.728			
166	T	2.2236	4.1733	4.3959	2.2299	2.1259	4.2055	4.3171	2.2511	25.9223			
	S	213.107	205.201	196.206	197.522	206.223	207.520	192.680	205.051	202.065			
167	T	2.2398	4.1108	4.2493	2.1578	2.0904	4.1169	4.2627	2.2380	25.4657			
	S	211.565	208.320	202.975	204.122	209.725	211.987	195.139	206.252	205.688			
168	T	2.2326	4.0917	4.2333	2.1458	2.0646	4.0872	4.2578	2.2444	25.3574			
	S	212.247	209.293	203.742	205.264	212.346	213.527	195.363	205.663	206.567			
169	T	2.2301	4.0942	4.2972	2.1813	2.1263	4.4357	4.4122	2.2668	26.0438			
	S	212.485	209.165	200.712	201.923	206.184	196.751	188.527	203.631	201.123			
170	T	2.2541	4.1245	4.4633	2.2238	2.1183	4.1270	4.3168	2.2726	25.9004			
	S	210.223	207.628	193.243	198.064	206.963	211.468	192.693	203.111	202.236			
171	T	2.2591	4.1247	4.2184	2.1437	2.0706	4.0493	4.2258	2.2403	25.3319			
	S	209.758	207.618	204.461	205.465	211.730	215.525	196.843	206.040	206.775			

Event: Firestone 600
Track: Texas Motor Speedway
Report: Section Data Report
Session: Race

Round 8
1.455 mile(s)
Verizon INDYCAR Series
June 7, 2014



Section Data for Car 20 - Carpenter, Ed

Lap	T/S	SF to T1	T1 to SS1	SS1 to T2	T2 to BS	BS to T3	T3 to SS2	SS2 to T4	T4 to SF	Lap	PI to PO	PO to SF	SF to PI
172	T	2.2457	4.0919	4.2041	2.1533	2.2167	5.7509			47.4941	26.4704		28.7403
	S	211.009	209.283	205.157	204.549	197.776	151.755			110.287	33.949		162.885
173	T			5.5237	2.5607	2.3822	4.3782	4.2341	2.2368	37.0429		29.3263	
	S			156.145	172.006	184.035	199.335	196.457	206.362	141.404		159.095	
174	T	2.2398	4.0732	4.0450	2.0754	2.0166	4.0610	4.2827	2.2475	25.0412			
	S	211.565	210.243	213.226	212.226	217.400	214.905	194.228	205.380	209.175			
175	T	2.2498	4.0917	4.1211	2.1007	2.0391	4.0229	4.1135	2.1935	24.9323			
	S	210.625	209.293	209.289	209.670	215.001	216.940	202.217	210.436	210.089			
176	T	2.2110	4.0534	4.0762	2.0776	2.0211	3.9699	4.0868	2.1860	24.6820			
	S	214.321	211.270	211.594	212.002	216.916	219.836	203.538	211.158	212.219			
177	T	2.1992	4.0096	4.0389	2.0884	2.0295	3.9665	4.0787	2.1849	24.5957			
	S	215.471	213.578	213.548	210.905	216.018	220.025	203.942	211.264	212.964			
178	T	2.1946	4.0059	4.0403	2.0815	2.0192	3.9617	4.0743	2.1820	24.5595			
	S	215.923	213.776	213.474	211.604	217.120	220.291	204.162	211.545	213.278			
179	T	2.1864	4.0057	4.0651	2.0896	2.0214	3.9574	4.0832	2.2040	24.6128			
	S	216.732	213.786	212.172	210.784	216.884	220.530	203.717	209.433	212.816			
180	T	2.2207	4.0348	4.0546	2.0863	2.0266	3.9780	4.0819	2.1907	24.6736			
	S	213.385	212.244	212.721	211.118	216.327	219.388	203.782	210.705	212.292			
181	T	2.2135	4.0258	4.0453	2.0854	2.0246	3.9760	4.0888	2.1939	24.6533			
	S	214.079	212.719	213.210	211.209	216.541	219.499	203.438	210.397	212.466			
182	T	2.2056	4.0026	4.0264	2.0768	2.0179	4.0107	4.1097	2.1945	24.6442			
	S	214.846	213.952	214.211	212.083	217.260	217.600	202.404	210.340	212.545			
183	T	2.2134	4.0349	4.0585	2.0971	2.0375	3.9726	4.1023	2.2025	24.7188			
	S	214.089	212.239	212.517	210.030	215.170	219.687	202.769	209.576	211.903			
184	T	2.2165	4.0447	4.0895	2.1027	2.0402	3.9830	4.0893	2.2108	24.7767			
	S	213.789	211.725	210.906	209.471	214.885	219.113	203.413	208.789	211.408			
185	T	2.2205	4.0420	4.0928	2.1064	2.0410	3.9821	4.0862	2.1986	24.7696			
	S	213.404	211.866	210.736	209.103	214.801	219.163	203.568	209.948	211.469			
186	T	2.2108	4.0458	4.0650	2.1047	2.0408	3.9812	4.1141	2.2030	24.7654			
	S	214.340	211.667	212.177	209.272	214.822	219.212	202.187	209.528	211.505			
187	T	2.2120	4.0461	4.0865	2.1009	2.0376	4.0172	4.1355	2.2120	24.8478			
	S	214.224	211.652	211.061	209.650	215.160	217.248	201.141	208.676	210.803			
188	T	2.2187	4.0512	4.1710	2.1462	2.0668	4.0353	4.2083	2.2296	25.1271			
	S	213.577	211.385	206.785	205.225	212.120	216.273	197.661	207.029	208.460			
189	T	2.2374	4.0783	4.1317	2.1204	2.0474	4.0129	4.1293	2.2193	24.9767			
	S	211.792	209.981	208.752	207.722	214.130	217.480	201.443	207.989	209.715			
190	T	2.2228	4.1064	4.2614	2.1530	2.0717	4.0661	4.1977	2.2337	25.3128			
	S	213.183	208.544	202.398	204.577	211.618	214.635	198.160	206.649	206.931			

Event: Firestone 600
 Track: Texas Motor Speedway
 Report: Section Data Report
 Session: Race

Round 8
 1.455 mile(s)
 Verizon INDYCAR Series
 June 7, 2014



Section Data for Car 20 - Carpenter, Ed

Lap	T/S	SF to T1	T1 to SS1	SS1 to T2	T2 to BS	BS to T3	T3 to SS2	SS2 to T4	T4 to SF	Lap	PI to PO	PO to SF	SF to PI
191	T	2.2323	4.0836	4.1633	2.1251	2.0508	4.0885	4.2585	2.2365	25.2386			
	S	212.276	209.708	207.167	207.263	213.775	213.459	195.331	206.390	207.539			
192	T	2.2370	4.0972	4.1983	2.1474	2.0808	4.1373	4.2469	2.2318	25.3767			
	S	211.830	209.012	205.440	205.111	210.693	210.941	195.865	206.824	206.410			
193	T	2.2246	4.0974	4.2269	2.1424	2.0690	4.0305	4.1620	2.2230	25.1758			
	S	213.011	209.002	204.050	205.589	211.894	216.531	199.860	207.643	208.057			
194	T	2.2210	4.1142	4.2266	2.1420	2.0610	4.1423	4.2609	2.2397	25.4077			
	S	213.356	208.148	204.065	205.628	212.717	210.687	195.221	206.095	206.158			
195	T	2.2339	4.1196	4.2624	2.1502	2.0682	4.1006	4.2788	2.3140	25.5277			
	S	212.124	207.875	202.351	204.844	211.976	212.829	194.405	199.477	205.189			
196	T	2.2806	4.1552	4.4329	2.2015	2.0988	4.2449	4.3616	2.2789	26.0544			
	S	207.780	206.094	194.568	200.070	208.886	205.594	190.714	202.550	201.041			
197	T	2.2463	4.2570	4.5809	2.2494	2.1302	4.1299	4.2094	2.2252	26.0283			
	S	210.953	201.166	188.282	195.810	205.807	211.319	197.610	207.438	201.242			
198	T	2.2262	4.0714	4.3725	2.1900	2.0993	4.1944	4.2854	2.2617	25.7009			
	S	212.858	210.336	197.256	201.121	208.836	208.070	194.105	204.090	203.806			
199	T	2.2523	4.0862	4.1310	2.1205	2.0514	4.1052	4.2569	2.2429	25.2464			
	S	210.391	209.575	208.787	207.713	213.712	212.591	195.405	205.801	207.475			
200	T	2.2501	4.1078	4.4518	2.2128	2.1194	4.1187	4.2864	2.2579	25.8049			
	S	210.597	208.473	193.742	199.049	206.855	211.894	194.060	204.434	202.985			
201	T	2.2563	4.1470	4.2306	2.1506	2.0746	4.0799	4.1625	2.2163	25.3178			
	S	210.018	206.502	203.872	204.805	211.322	213.909	199.836	208.271	206.890			
202	T	2.2333	4.1119	4.2397	2.1451	2.0693	4.1000	4.2058	2.2316	25.3367			
	S	212.181	208.265	203.434	205.331	211.863	212.860	197.779	206.843	206.736			
203	T	2.2395	4.1335	4.3027	2.1657	2.0840	4.1048	4.1640	2.1985	25.3927			
	S	211.593	207.176	200.456	203.377	210.369	212.611	199.764	209.957	206.280			
204	T	2.2172	4.1560	4.3325	2.1678	2.0918	4.1603	4.2982	2.2558	25.6796			
	S	213.722	206.055	199.077	203.180	209.585	209.775	193.527	204.624	203.975			
205	T	2.2619	4.1180	4.1939	2.1348	2.0694	4.1375	4.3103	2.2583	25.4841			
	S	209.498	207.956	205.656	206.321	211.853	210.931	192.984	204.398	205.540			
206	T	2.2661	4.1345	4.1859	2.1375	2.0719	4.1005	4.2395	2.2386	25.3745			
	S	209.110	207.126	206.049	206.061	211.598	212.834	196.207	206.196	206.428			
207	T	2.2453	4.1339	4.2656	2.1586	2.0822	4.1571	4.2655	2.2445	25.5527			
	S	211.047	207.156	202.199	204.046	210.551	209.937	195.011	205.654	204.988			
208	T	2.2478	4.1241	4.1812	2.1310	2.0614	4.1329	4.2397	2.2359	25.3540			
	S	210.812	207.649	206.280	206.689	212.675	211.166	196.197	206.445	206.595			
209	T	2.2352	4.1241	4.2004	2.1422	2.0682	4.2065	4.4943	2.3050	25.7759			
	S	212.001	207.649	205.338	205.609	211.976	207.471	185.083	200.256	203.213			

Event: Firestone 600
Track: Texas Motor Speedway
Report: Section Data Report
Session: Race

Round 8
1.455 mile(s)
Verizon INDYCAR Series
June 7, 2014



Section Data for Car 20 - Carpenter, Ed

Lap	T/S	SF to T1	T1 to SS1	SS1 to T2	T2 to BS	BS to T3	T3 to SS2	SS2 to T4	T4 to SF	Lap	PI to PO	PO to SF	SF to PI
210	T	2.2864	4.1501	4.3559	2.2124	2.1092	4.1610	4.4489	2.3142	26.0381			
	S	207.253	206.348	198.007	199.084	207.856	209.740	186.972	199.460	201.167			
211	T	2.2848	4.2437	4.5793	2.2556	2.1479	4.2028	4.2634	2.2560	26.2335			
	S	207.398	201.796	188.348	195.272	204.111	207.654	195.107	204.606	199.668			
212	T	2.2535	4.1140	4.1722	2.1301	2.0696	4.1529	4.2918	2.2487	25.4328			
	S	210.279	208.158	206.725	206.776	211.833	210.149	193.816	205.270	205.955			
213	T	2.2597	4.1471	4.2537	2.1593	2.2375	5.9793			47.6837	26.1594		29.2338
	S	209.702	206.497	202.765	203.980	195.937	145.958			109.849	34.352		160.135
214	T			5.4675	2.5684	2.3789	4.3594	4.2286	2.2399	36.9238		29.2143	
	S			157.750	171.490	184.291	200.194	196.712	206.077	141.860		159.705	
215	T	2.2466	4.0940	4.0486	2.0903	2.0422	3.9780	4.0626	2.1809	24.7432			
	S	210.925	209.175	213.037	210.714	214.675	219.388	204.750	211.652	211.695			
216	T	2.2067	4.0334	4.0302	2.0816	2.0326	3.9612	4.0442	2.1706	24.5605			
	S	214.739	212.318	214.009	211.594	215.689	220.319	205.682	212.656	213.269			
217	T	2.1791	4.0394	4.0968	2.0871	2.0354	3.9920	4.0774	2.1953	24.7025			
	S	217.458	212.003	210.530	211.037	215.392	218.619	204.007	210.263	212.043			
218	T	2.2088	4.0543	4.0585	2.0889	2.0346	3.9789	4.0730	2.1926	24.6896			
	S	214.534	211.224	212.517	210.855	215.477	219.339	204.227	210.522	212.154			
219	T	2.2084	4.0472	4.0504	2.0904	2.0311	3.9682	4.0729	2.1870	24.6556			
	S	214.573	211.594	212.942	210.703	215.848	219.930	204.232	211.061	212.447			
220	T	2.2022	4.0234	4.0385	2.0850	2.0288	3.9593	4.0719	2.1947	24.6038			
	S	215.177	212.846	213.569	211.249	216.093	220.425	204.283	210.321	212.894			
221	T	2.2049	4.0378	4.0548	2.0896	2.0319	3.9769	4.0728	2.1940	24.6627			
	S	214.914	212.087	212.711	210.784	215.763	219.449	204.237	210.388	212.386			
222	T	2.2039	4.0206	4.0392	2.0819	2.0175	4.1426	4.4002	2.3072	25.2131			
	S	215.011	212.994	213.532	211.564	217.303	210.671	189.041	200.065	207.749			
223	T	2.2931	4.1378	4.0884	2.0922	2.0261	3.9658	4.0993	2.2003	24.9030			
	S	206.648	206.961	210.963	210.522	216.381	220.063	202.917	209.785	210.336			
224	T	2.2210	4.0699	4.0748	2.0983	2.0404	3.9895	4.0991	2.2029	24.7959			
	S	213.356	210.414	211.667	209.910	214.864	218.756	202.927	209.538	211.245			
225	T	2.2187	4.0814	4.0733	2.1000	2.0418	4.0249	4.1012	2.1971	24.8384			
	S	213.577	209.821	211.745	209.740	214.717	216.832	202.823	210.091	210.883			
226	T	2.2169	4.0598	4.0793	2.1047	2.0446	4.0364	4.1235	2.2026	24.8678			
	S	213.751	210.937	211.433	209.272	214.423	216.214	201.726	209.566	210.634			
227	T	2.2239	4.0872	4.0964	2.1093	2.0462	4.0464	4.1317	2.2087	24.9498			
	S	213.078	209.523	210.551	208.816	214.255	215.680	201.326	208.988	209.942			
228	T	2.2145	4.0777	4.1111	2.1108	2.0463	4.0236	4.1134	2.2040	24.9014			
	S	213.982	210.011	209.798	208.667	214.245	216.902	202.222	209.433	210.350			

Event: Firestone 600
Track: Texas Motor Speedway
Report: Section Data Report
Session: Race

Round 8
1.455 mile(s)
Verizon INDYCAR Series
June 7, 2014



Section Data for Car 20 - Carpenter, Ed

Lap	T/S	SF to T1	T1 to SS1	SS1 to T2	T2 to BS	BS to T3	T3 to SS2	SS2 to T4	T4 to SF	Lap	PI to PO	PO to SF	SF to PI
229	T	2.2206	4.0650	4.0826	2.1033	2.0428	4.0476	4.1360	2.2121	24.9100			
	S	213.394	210.668	211.262	209.411	214.612	215.616	201.117	208.666	210.277			
230	T	2.2274	4.0728	4.0893	2.1081	2.0486	4.0438	4.1299	2.2108	24.9307			
	S	212.743	210.264	210.916	208.934	214.004	215.819	201.414	208.789	210.102			
231	T	2.2254	4.0845	4.0877	2.1064	2.0456	4.0411	4.1361	2.2122	24.9390			
	S	212.934	209.662	210.999	209.103	214.318	215.963	201.112	208.657	210.032			
232	T	2.2268	4.0869	4.1159	2.1180	2.0543	4.0410	4.1328	2.2065	24.9822			
	S	212.800	209.539	209.553	207.958	213.410	215.968	201.272	209.196	209.669			
233	T	2.2186	4.0730	4.1067	2.1115	2.0481	4.0448	4.1365	2.2025	24.9417			
	S	213.587	210.254	210.023	208.598	214.056	215.765	201.092	209.576	210.010			
234	T	2.2136	4.0626	4.1061	2.1238	2.0550	4.0438	4.1213	2.1899	24.9161			
	S	214.069	210.792	210.053	207.390	213.338	215.819	201.834	210.782	210.226			
235	T	2.2002	4.0316	4.2075	2.1592	2.0757	4.0625	4.1380	2.1968	25.0715			
	S	215.373	212.413	204.991	203.990	211.210	214.825	201.019	210.120	208.922			
236	T	2.2012	4.0808	4.2507	2.1450	2.0625	4.0664	4.1342	2.1881	25.1289			
	S	215.275	209.852	202.908	205.340	212.562	214.619	201.204	210.955	208.445			
237	T	2.2319	4.1663	4.3485	2.1759	2.0938	4.1085	4.1869	2.2210	25.5328			
	S	212.314	205.545	198.344	202.424	209.384	212.420	198.672	207.830	205.148			
238	T	2.2148	4.0922	4.2199	2.1337	2.0562	4.0825	4.2706	2.2358	25.3057			
	S	213.953	209.267	204.389	206.428	213.213	213.773	194.778	206.454	206.989			
239	T	2.2344	4.0832	4.2349	2.1451	2.0626	4.0430	4.2086	2.2471	25.2589			
	S	212.076	209.729	203.665	205.331	212.552	215.861	197.647	205.416	207.372			
240	T	2.2556	4.0927	4.1502	2.1336	2.0640	4.4219	4.4850	2.2965	25.8995			
	S	210.083	209.242	207.821	206.437	212.408	197.365	185.467	200.998	202.243			
241	T	2.2647	4.3665	4.7097	2.4497	2.2719	4.2940	4.4769	2.3150	27.1484			
	S	209.239	196.121	183.133	179.799	192.970	203.243	185.802	199.391	192.940			
242	T	2.2884	4.3320	5.2366	2.8040	2.8381	6.3961	6.9991	4.3038	35.1981			
	S	207.072	197.683	164.706	157.081	154.473	136.447	118.846	107.252	148.815			
243	T	4.6481	8.5204	7.9583	3.6001	3.9066	9.4283	9.2052	5.0177	52.2847			
	S	101.948	100.507	108.377	122.345	112.223	92.565	90.364	91.993	100.182			
244	T	5.4342	10.3401	11.0286	5.4881	5.4504	10.6353	10.6347	5.6901	64.7015			
	S	87.200	82.820	78.206	80.256	80.436	82.059	78.217	81.122	80.956			
245	T	5.9310	11.2266	11.5469	5.9449	5.8147	11.0598	10.9213	5.8922	68.3374			
	S	79.896	76.280	74.695	74.089	75.397	78.910	76.165	78.339	76.649			
246	T	6.1702	10.7744	10.0936	4.8382	4.7422	9.6111	8.8093	3.0136	58.0526			
	S	76.799	79.481	85.450	91.037	92.448	90.804	94.425	153.169	90.229			
247	T	2.7302	4.6656	4.3980	2.2152	2.1295	4.0972	4.1421	2.2215	26.5993			
	S	173.564	183.548	196.112	198.833	205.874	213.006	200.820	207.783	196.922			

Event: Firestone 600
Track: Texas Motor Speedway
Report: Section Data Report
Session: Race

Round 8
1.455 mile(s)
Verizon INDYCAR Series
June 7, 2014



Section Data for Car 20 - Carpenter, Ed

Lap	T/S	SF to T1	T1 to SS1	SS1 to T2	T2 to BS	BS to T3	T3 to SS2	SS2 to T4	T4 to SF	Lap	PI to PO	PO to SF	SF to PI
248	T	2.2362	4.0803	4.0750	2.1066	2.0501	4.0225	4.1363	2.2155	24.9225			
	S	211.906	209.878	211.656	209.083	213.848	216.961	201.102	208.346	210.172			
249	T	2.2757	4.8692	5.8602	3.3680	3.3789							
	S	208.228	175.874	147.179	130.776	129.749							

Event: Firestone 600
Track: Texas Motor Speedway
Report: Section Data Report
Session: Race

Round 8
1.455 mile(s)
Verizon INDYCAR Series
June 7, 2014



Section Data for Car 25 - Andretti, Marco

Lap	T/S	SF to T1	T1 to SS1	SS1 to T2	T2 to BS	BS to T3	T3 to SS2	SS2 to T4	T4 to SF	Lap	PO to SF
1	T	2.6387	4.5675	4.3570	2.1266	2.0454	4.1148	4.1274	2.1976	26.1750	85.9732
	S	179.582	187.491	197.957	207.117	214.339	212.095	201.536	210.043	200.115	54.269
2	T	2.2142	4.0586	4.1121	2.0862	2.0365	4.0265	4.1066	2.1620	24.8027	
	S	214.011	211.000	209.747	211.128	215.276	216.746	202.556	213.502	211.187	
3	T	2.1646	4.0571	4.2556	2.1473	2.0787	4.1558	4.2723	2.2905	25.4219	
	S	218.915	211.078	202.674	205.120	210.905	210.002	194.700	201.524	206.043	
4	T	2.3367	4.6233	5.3910	3.3576	4.1464	11.2862				
	S	202.792	185.228	159.989	131.181	105.732	77.327				

Event: Firestone 600
Track: Texas Motor Speedway
Report: Section Data Report
Session: Race

Round 8
1.455 mile(s)
Verizon INDYCAR Series
June 7, 2014



Section Data for Car 27 - Hinchcliffe, James

Lap	T/S	SF to T1	T1 to SS1	SS1 to T2	T2 to BS	BS to T3	T3 to SS2	SS2 to T4	T4 to SF	Lap	PI to PO	PO to SF	SF to PI
1	T	2.7605	4.7819	4.4061	2.1812	2.0900	4.1775	4.2357	2.2322	26.8651		83.9797	
	S	171.659	179.084	195.751	201.932	209.765	208.911	196.383	206.787	194.974		55.557	
2	T	2.2142	4.1839	4.1244	2.0586	1.9907	4.1707	4.2641	2.2053	25.2119			
	S	214.011	204.681	209.121	213.958	220.229	209.252	195.075	209.310	207.759			
3	T	2.1912	4.0365	4.1970	2.1208	2.0437	4.0874	4.1798	2.1988	25.0552			
	S	216.258	212.155	205.504	207.683	214.517	213.516	199.009	209.929	209.058			
4	T	2.2789	4.2744	4.2091	2.1079	2.0349	3.9975	4.0785	2.1803	25.1615			
	S	207.935	200.347	204.913	208.954	215.445	218.318	203.952	211.710	208.175			
5	T	2.1856	4.0433	4.1764	2.1170	2.0412	4.0938	5.0037	3.1864	26.8474			
	S	216.812	211.798	206.518	208.056	214.780	213.183	166.241	144.863	195.103			
6	T	3.3769	7.2738	9.4630	6.6268	6.6236	10.6503	10.6415	5.8107	60.4666			
	S	140.325	117.733	91.144	66.466	66.189	81.944	78.167	79.438	86.626			
7	T	5.8279	10.1762	10.7307	5.5992	5.3820	10.2500	10.1439	5.3453	63.4552			
	S	81.310	84.154	80.377	78.664	81.458	85.144	82.002	86.355	82.546			
8	T	5.4797	10.1764	10.1420	5.0636	4.6066	8.3887	7.9343	4.3304	56.1217			
	S	86.476	84.152	85.042	86.984	95.170	104.036	104.838	106.593	93.333			
9	T	4.5135	8.3358	9.3736	4.9435	4.8817	9.5774	9.2212	4.9269	55.7736			
	S	104.988	102.733	92.014	89.098	89.807	91.124	90.207	93.688	93.915			
10	T	4.9955	8.9771	8.8696	4.5547	4.4330	8.6335	8.4237	4.6149	53.5020			
	S	94.858	95.394	97.242	96.703	98.897	101.086	98.747	100.022	97.903			
11	T	5.1479	8.6466	9.3820	3.9891	3.7255	7.5885	6.9549	2.8086	48.2431			
	S	92.050	99.041	91.931	110.415	117.678	115.007	119.602	164.349	108.575			
12	T	2.6002	4.5260	4.3246	2.1344	2.0591	4.1308	4.1714	2.1865	26.1330			
	S	182.241	189.210	199.440	206.360	212.913	211.273	199.410	211.109	200.436			
13	T	2.1840	4.0955	4.2344	2.1406	2.0539	4.1605	4.2700	2.2328	25.3717			
	S	216.971	209.099	203.689	205.762	213.452	209.765	194.805	206.732	206.450			
14	T	2.2306	4.1461	4.2553	2.1265	2.0425	4.0924	4.1535	2.1856	25.2325			
	S	212.438	206.547	202.688	207.127	214.643	213.256	200.269	211.196	207.589			
15	T	2.2057	4.1127	4.2227	2.1263	2.0451	4.2120	4.2494	2.2132	25.3871			
	S	214.836	208.224	204.253	207.146	214.370	207.200	195.750	208.563	206.325			
16	T	2.2100	4.1353	4.2861	2.1476	2.0686	4.1680	4.2627	2.2341	25.5124			
	S	214.418	207.086	201.232	205.092	211.935	209.388	195.139	206.612	205.312			
17	T	2.2071	4.1612	4.3060	2.1487	2.0638	4.1072	4.1888	2.2185	25.4013			
	S	214.700	205.797	200.302	204.987	212.428	212.487	198.581	208.064	206.210			
18	T	2.2037	4.1453	4.2419	2.1494	2.0561	4.1530	4.2178	2.2283	25.3955			
	S	215.031	206.587	203.329	204.920	213.224	210.144	197.216	207.149	206.257			
19	T	2.2134	4.1934	4.3052	2.1614	2.0697	4.1863	4.2341	2.2236	25.5871			
	S	214.089	204.217	200.339	203.782	211.823	208.472	196.457	207.587	204.713			

Event: Firestone 600
 Track: Texas Motor Speedway
 Report: Section Data Report
 Session: Race

Round 8
 1.455 mile(s)
 Verizon INDYCAR Series
 June 7, 2014



Section Data for Car 27 - Hinchcliffe, James

Lap	T/S	SF to T1	T1 to SS1	SS1 to T2	T2 to BS	BS to T3	T3 to SS2	SS2 to T4	T4 to SF	Lap	PI to PO	PO to SF	SF to PI
20	T	2.2190	4.1528	4.3566	2.1867	2.0920	4.2585	4.3056	2.2569	25.8281			
	S	213.548	206.214	197.975	201.424	209.565	204.938	193.194	204.524	202.802			
21	T	2.2581	4.2061	4.3349	2.1775	2.0931	4.1965	4.2828	2.2346	25.7836			
	S	209.851	203.600	198.967	202.275	209.454	207.966	194.223	206.565	203.152			
22	T	2.2186	4.2417	4.3365	2.1795	2.0891	4.1882	4.2816	2.2362	25.7714			
	S	213.587	201.892	198.893	202.090	209.855	208.378	194.277	206.418	203.249			
23	T	2.2311	4.1723	4.3369	2.1829	2.0931	4.1402	4.2858	2.2575	25.6998			
	S	212.390	205.250	198.875	201.775	209.454	210.794	194.087	204.470	203.815			
24	T	2.2506	4.1919	4.3339	2.1836	2.0948	4.1357	4.2349	2.2406	25.6660			
	S	210.550	204.290	199.012	201.710	209.284	211.023	196.420	206.012	204.083			
25	T	2.2396	4.1710	4.3583	2.2010	2.1070	4.1653	4.2463	2.2442	25.7327			
	S	211.584	205.314	197.898	200.116	208.073	209.523	195.892	205.682	203.554			
26	T	2.2370	4.1646	4.3728	2.2101	2.1083	4.1571	4.2349	2.2393	25.7241			
	S	211.830	205.629	197.242	199.292	207.944	209.937	196.420	206.132	203.622			
27	T	2.2342	4.1628	4.3233	2.1775	2.0883	4.1517	4.3198	2.2626	25.7202			
	S	212.095	205.718	199.500	202.275	209.936	210.210	192.559	204.009	203.653			
28	T	2.2562	4.1652	4.3639	2.2046	2.1080	4.1319	4.2189	2.2414	25.6901			
	S	210.027	205.600	197.644	199.789	207.974	211.217	197.165	205.939	203.892			
29	T	2.2363	4.1643	4.3376	2.2159	2.1142	4.1404	4.2471	2.2502	25.7060			
	S	211.896	205.644	198.843	198.770	207.364	210.783	195.856	205.133	203.766			
30	T	2.2391	4.1756	4.3864	2.2173	2.1112	4.1730	4.4125	2.2923	26.0074			
	S	211.631	205.088	196.630	198.645	207.659	209.137	188.514	201.366	201.404			
31	T	2.2728	4.2472	4.3937	2.2270	2.1334	4.3719	4.3930	2.2882	26.3272			
	S	208.493	201.630	196.304	197.779	205.498	199.622	189.351	201.727	198.958			
32	T	2.2754	4.2504	4.4237	2.2376	2.1272	4.1733	4.2951	2.2650	26.0477			
	S	208.255	201.478	194.973	196.842	206.097	209.122	193.667	203.793	201.093			
33	T	2.2636	4.2099	4.3881	2.2211	2.1183	4.3084	4.4588	2.3044	26.2726			
	S	209.341	203.417	196.554	198.305	206.963	202.564	186.557	200.309	199.371			
34	T	2.2901	4.2702	4.4443	2.2659	2.1440	4.3211	4.5483	2.3852	26.6691			
	S	206.918	200.544	194.069	194.384	204.482	201.969	182.886	193.523	196.407			
35	T	2.3452	4.4040	4.5568	2.3049	2.1718	4.3210	4.4322	2.3092	26.8451			
	S	202.057	194.451	189.278	191.095	201.864	201.973	187.676	199.892	195.119			
36	T	2.2938	4.3301	4.4440	2.2327	2.1249	4.2529	4.3788	2.3089	26.3661			
	S	206.585	197.770	194.082	197.274	206.320	205.208	189.965	199.918	198.664			
37	T	2.2859	4.3849	4.4954	2.2490	2.1367	4.3011	4.4235	2.3133	26.5898			
	S	207.298	195.298	191.863	195.845	205.180	202.908	188.045	199.538	196.993			
38	T	2.2924	4.3690	4.5830	2.2918	2.1649	4.3792	4.5554	2.3725	27.0082			
	S	206.711	196.009	188.196	192.187	202.508	199.289	182.600	194.559	193.941			

Event: Firestone 600
Track: Texas Motor Speedway
Report: Section Data Report
Session: Race

Round 8
1.455 mile(s)
Verizon INDYCAR Series
June 7, 2014



Section Data for Car 27 - Hinchcliffe, James

Lap	T/S	SF to T1	T1 to SS1	SS1 to T2	T2 to BS	BS to T3	T3 to SS2	SS2 to T4	T4 to SF	Lap	PI to PO	PO to SF	SF to PI
39	T	2.3450	4.6320	4.7252	2.3358	2.2315	4.7111	4.8162	2.4458	28.2426			
	S	202.074	184.880	182.532	188.567	196.464	185.249	172.713	188.728	185.465			
40	T	2.3708	4.4544	4.7015	2.3366	2.2064	4.7515	4.7691	2.4373	28.0276			
	S	199.875	192.251	183.452	188.502	198.699	183.674	174.418	189.386	186.887			
41	T	2.3759	4.5313	4.7375	2.3716	2.3299	5.0842	4.8316	2.4517	28.7137			
	S	199.446	188.989	182.058	185.720	188.166	171.655	172.162	188.274	182.422			
42	T	2.4234	4.6388	4.8109	2.4481	2.8298	6.2178			38.4355	26.0915		31.1099
	S	195.537	184.609	179.280	179.917	154.926	140.359			136.280	34.442		150.478
43	T			5.6644	2.6109	2.3714	4.4073	4.2663	2.2445	48.8413		30.0754	
	S			152.267	168.698	184.874	198.019	194.974	205.654	107.245		155.133	
44	T	2.2397	4.1728	4.2078	2.1306	2.0768	4.1903	4.2298	2.2317	25.4795			
	S	211.575	205.225	204.976	206.728	211.098	208.273	196.657	206.834	205.577			
45	T	2.2341	4.1813	4.1862	2.1262	2.0630	4.0247	4.0991	2.2019	25.1165			
	S	212.105	204.808	206.034	207.156	212.510	216.843	202.927	209.633	208.548			
46	T	2.2138	4.0908	4.1409	2.1149	2.0425	4.0490	4.1581	2.2029	25.0129			
	S	214.050	209.339	208.288	208.263	214.643	215.541	200.048	209.538	209.412			
47	T	2.2205	4.1199	4.1918	2.1216	2.0502	4.1321	4.2795	2.2535	25.3691			
	S	213.404	207.860	205.759	207.605	213.837	211.207	194.373	204.833	206.472			
48	T	2.2596	4.1735	4.1676	2.1170	2.0526	4.0133	4.1374	2.2135	25.1345			
	S	209.711	205.191	206.954	208.056	213.587	217.459	201.049	208.534	208.399			
49	T	2.2255	4.0710	4.1561	2.1242	2.0512	4.0907	4.2272	2.2793	25.2252			
	S	212.925	210.357	207.526	207.351	213.733	213.344	196.778	202.514	207.649			
50	T	2.3615	4.3957	4.4045	2.2133	2.1157	4.1750	4.2793	2.2537	26.1987			
	S	200.662	194.818	195.822	199.004	207.217	209.036	194.382	204.815	199.934			
51	T	2.2659	4.1367	4.1969	2.1408	2.0727	4.0383	4.1182	2.2104	25.1799			
	S	209.128	207.016	205.509	205.743	211.516	216.113	201.986	208.827	208.023			
52	T	2.2236	4.0858	4.1637	2.1348	2.0695	4.0600	4.1408	2.2211	25.0993			
	S	213.107	209.595	207.147	206.321	211.843	214.957	200.883	207.821	208.691			
53	T	2.2387	4.1252	4.1800	2.1308	2.0610	4.0570	4.1447	2.2188	25.1562			
	S	211.669	207.593	206.340	206.709	212.717	215.116	200.694	208.036	208.219			
54	T	2.2261	4.0977	4.2461	2.1522	2.0751	4.1984	4.2067	2.2071	25.4094			
	S	212.867	208.986	203.128	204.653	211.271	207.871	197.737	209.139	206.144			
55	T	2.2253	4.3305	4.3821	2.2152	2.1133	4.1174	4.1863	2.2300	25.8001			
	S	212.944	197.752	196.823	198.833	207.452	211.961	198.700	206.991	203.022			
56	T	2.2359	4.1357	4.2257	2.1562	2.0853	4.0986	4.2018	2.2268	25.3660			
	S	211.934	207.066	204.108	204.274	210.238	212.933	197.967	207.289	206.497			
57	T	2.2231	4.1452	4.2073	2.1363	2.0594	4.0815	4.2410	2.2341	25.3279			
	S	213.154	206.592	205.001	206.176	212.882	213.825	196.137	206.612	206.808			

Event: Firestone 600
Track: Texas Motor Speedway
Report: Section Data Report
Session: Race

Round 8
1.455 mile(s)
Verizon INDYCAR Series
June 7, 2014



Section Data for Car 27 - Hinchcliffe, James

Lap	T/S	SF to T1	T1 to SS1	SS1 to T2	T2 to BS	BS to T3	T3 to SS2	SS2 to T4	T4 to SF	Lap	PI to PO	PO to SF	SF to PI
58	T	2.2351	4.1192	4.2540	2.1581	2.0860	4.1258	4.2030	2.2409	25.4221			
	S	212.010	207.896	202.750	204.094	210.167	211.529	197.911	205.985	206.041			
59	T	2.2410	4.1496	4.2531	2.1553	2.0825	4.0889	4.1917	2.2382	25.4003			
	S	211.452	206.373	202.793	204.359	210.521	213.438	198.444	206.233	206.218			
60	T	2.2467	4.1585	4.2544	2.1591	2.0834	4.0852	4.1855	2.2396	25.4124			
	S	210.915	205.931	202.731	203.999	210.430	213.631	198.738	206.104	206.120			
61	T	2.2428	4.1443	4.2177	2.1479	2.0722	4.1908	4.2943	2.2445	25.5545			
	S	211.282	206.636	204.495	205.063	211.567	208.248	193.703	205.654	204.974			
62	T	2.2378	4.2615	4.3679	2.2116	2.1171	4.1500	4.2239	2.2346	25.8044			
	S	211.754	200.954	197.463	199.157	207.080	210.296	196.931	206.565	202.989			
63	T	2.2325	4.1660	4.2983	2.1673	2.0861	4.1724	4.2554	2.2386	25.6166			
	S	212.257	205.560	200.661	203.227	210.157	209.167	195.474	206.196	204.477			
64	T	2.2376	4.1462	4.3148	2.1740	2.0921	4.0975	4.2052	2.2356	25.5030			
	S	211.773	206.542	199.893	202.601	209.555	212.990	197.807	206.473	205.388			
65	T	2.2383	4.1733	4.2787	2.1733	2.0814	4.1808	4.2330	2.2339	25.5927			
	S	211.707	205.201	201.580	202.666	210.632	208.746	196.508	206.630	204.668			
66	T	2.2295	4.1540	4.3831	2.1942	2.1001	4.1236	4.2145	2.2435	25.6425			
	S	212.543	206.154	196.779	200.736	208.756	211.642	197.371	205.746	204.270			
67	T	2.2474	4.1538	4.2894	2.1734	2.0915	4.0948	4.2043	2.2389	25.4935			
	S	210.850	206.164	201.077	202.657	209.615	213.131	197.849	206.169	205.464			
68	T	2.2435	4.1690	4.3064	2.1704	2.0919	4.0930	4.2379	2.2530	25.5651			
	S	211.216	205.412	200.283	202.937	209.575	213.224	196.281	204.878	204.889			
69	T	2.2558	4.2100	4.3590	2.1943	2.1076	4.1376	4.2211	2.2454	25.7308			
	S	210.065	203.412	197.866	200.727	208.013	210.926	197.062	205.572	203.569			
70	T	2.2471	4.1762	4.3178	2.1815	2.0994	4.1465	4.2660	2.2597	25.6942			
	S	210.878	205.058	199.755	201.904	208.826	210.473	194.988	204.271	203.859			
71	T	2.2597	4.2213	4.3138	2.1715	2.0928	4.1339	4.2376	2.2488	25.6794			
	S	209.702	202.867	199.940	202.834	209.484	211.115	196.295	205.261	203.977			
72	T	2.2463	4.1887	4.2979	2.1651	2.0921	4.1099	4.2101	2.2412	25.5513			
	S	210.953	204.446	200.679	203.434	209.555	212.348	197.577	205.957	204.999			
73	T	2.2448	4.1843	4.3040	2.1812	2.0976	4.1233	4.2504	2.2515	25.6371			
	S	211.094	204.661	200.395	201.932	209.005	211.657	195.704	205.015	204.313			
74	T	2.2480	4.2525	4.3498	2.1867	2.1030	4.1439	4.3081	2.2642	25.8562			
	S	210.793	201.379	198.285	201.424	208.468	210.605	193.082	203.865	202.582			
75	T	2.2567	4.2329	4.3271	2.1791	2.0975	4.1493	4.2691	2.2528	25.7645			
	S	209.981	202.311	199.325	202.127	209.015	210.331	194.846	204.897	203.303			
76	T	2.2454	4.2317	4.3182	2.1784	2.0977	4.1667	4.2696	2.2535	25.7612			
	S	211.038	202.369	199.736	202.192	208.995	209.453	194.823	204.833	203.329			

Event: Firestone 600
Track: Texas Motor Speedway
Report: Section Data Report
Session: Race

Round 8
1.455 mile(s)
Verizon INDYCAR Series
June 7, 2014



Section Data for Car 27 - Hinchcliffe, James

Lap	T/S	SF to T1	T1 to SS1	SS1 to T2	T2 to BS	BS to T3	T3 to SS2	SS2 to T4	T4 to SF	Lap	PI to PO	PO to SF	SF to PI
77	T	2.2509	4.2185	4.3345	2.1859	2.1038	4.1740	4.3090	2.2619	25.8385			
	S	210.522	203.002	198.985	201.498	208.389	209.087	193.042	204.072	202.721			
78	T	2.2597	4.2451	4.3430	2.1882	2.1039	4.1681	4.2988	2.2638	25.8706			
	S	209.702	201.730	198.595	201.286	208.379	209.383	193.500	203.901	202.469			
79	T	2.2557	4.2341	4.4128	2.2237	2.1231	4.4614	4.5244	2.3604	26.5956			
	S	210.074	202.254	195.454	198.073	206.495	195.617	183.852	195.556	196.950			
80	T	2.3129	4.3425	4.4778	2.2342	2.1258	4.3500	4.6177	2.3847	26.8456			
	S	204.879	197.205	192.617	197.142	206.233	200.627	180.137	193.564	195.116			
81	T	2.3645	4.5841	4.7409	2.3049	2.1717	4.3835	4.3954	2.2739	27.2189			
	S	200.408	186.812	181.927	191.095	201.874	199.094	189.247	202.995	192.440			
82	T	2.2587	4.3171	4.5793	2.3270	2.6361	6.0827			37.8316	26.3471		30.5026
	S	209.795	198.365	188.348	189.280	166.310	143.477			138.456	34.108		153.474
83	T			5.7666	2.6608	2.4059	4.4153	4.2708	2.2547	49.0959		30.0778	
	S			149.568	165.535	182.222	197.660	194.769	204.724	106.689		155.120	
84	T	2.2562	4.1278	4.1509	2.1219	2.0568	4.0063	4.0835	2.1910	24.9944			
	S	210.027	207.462	207.786	207.576	213.151	217.839	203.702	210.676	209.567			
85	T	2.2042	4.0449	4.1083	2.0997	2.0359	4.0485	4.1446	2.2052	24.8913			
	S	214.982	211.714	209.941	209.770	215.339	215.568	200.699	209.319	210.435			
86	T	2.2051	4.0915	4.1155	2.0978	2.0394	4.0177	4.1337	2.2004	24.9011			
	S	214.894	209.303	209.574	209.960	214.970	217.221	201.228	209.776	210.352			
87	T	2.2040	4.0843	4.2064	2.1228	2.0485	4.1121	4.1613	2.2057	25.1451			
	S	215.002	209.672	205.045	207.488	214.015	212.234	199.894	209.272	208.311			
88	T	2.2159	4.0952	4.2213	2.1403	2.0667	4.0884	4.1595	2.2074	25.1947			
	S	213.847	209.114	204.321	205.791	212.130	213.464	199.980	209.111	207.901			
89	T	2.2076	4.1198	4.2248	2.1337	2.0600	4.0923	4.1607	2.2103	25.2092			
	S	214.651	207.865	204.152	206.428	212.820	213.261	199.923	208.836	207.781			
90	T	2.2096	4.1028	4.2312	2.1311	2.0535	4.1419	4.2221	2.2492	25.3414			
	S	214.457	208.727	203.843	206.679	213.494	210.707	197.015	205.224	206.697			
91	T	2.3103	4.4129	4.4698	2.2555	2.1346	4.1823	4.2202	2.2361	26.2217			
	S	205.109	194.059	192.962	195.280	205.382	208.672	197.104	206.427	199.758			
92	T	2.2335	4.1190	4.1675	2.1335	2.0635	4.0482	4.1320	2.2132	25.1104			
	S	212.162	207.906	206.959	206.447	212.459	215.584	201.311	208.563	208.599			
93	T	2.2221	4.1035	4.1999	2.1355	2.0670	4.1004	4.1622	2.2108	25.2014			
	S	213.250	208.691	205.362	206.254	212.099	212.840	199.851	208.789	207.846			
94	T	2.2142	4.0925	4.2129	2.1339	2.0584	4.1252	4.1904	2.2168	25.2443			
	S	214.011	209.252	204.728	206.408	212.985	211.560	198.506	208.224	207.492			
95	T	2.2092	4.0827	4.2497	2.1454	2.0681	4.1765	4.2472	2.2293	25.4081			
	S	214.496	209.754	202.956	205.302	211.986	208.961	195.851	207.056	206.155			

Event: Firestone 600
Track: Texas Motor Speedway
Report: Section Data Report
Session: Race

Round 8
1.455 mile(s)
Verizon INDYCAR Series
June 7, 2014



Section Data for Car 27 - Hinchcliffe, James

Lap	T/S	SF to T1	T1 to SS1	SS1 to T2	T2 to BS	BS to T3	T3 to SS2	SS2 to T4	T4 to SF	Lap	PI to PO	PO to SF	SF to PI
96	T	2.2261	4.1813	4.2600	2.1385	2.0602	4.0950	4.1697	2.2304	25.3612			
	S	212.867	204.808	202.465	205.964	212.799	213.120	199.491	206.954	206.536			
97	T	2.2412	4.1312	4.1798	2.1278	2.0551	4.0735	4.1617	2.2186	25.1889			
	S	211.433	207.292	206.350	207.000	213.327	214.245	199.875	208.055	207.949			
98	T	2.2223	4.1042	4.2211	2.1383	2.0669	4.0899	4.1700	2.2230	25.2357			
	S	213.231	208.655	204.331	205.984	212.109	213.386	199.477	207.643	207.563			
99	T	2.2231	4.0991	4.2290	2.1422	2.0645	4.1211	4.1943	2.2043	25.2776			
	S	213.154	208.915	203.949	205.609	212.356	211.770	198.321	209.405	207.219			
100	T	2.1994	4.1243	4.1992	2.1071	2.0319	4.2332	4.2301	2.2207	25.3459			
	S	215.451	207.639	205.396	209.034	215.763	206.163	196.643	207.858	206.661			
101	T	2.2090	4.1530	4.2718	2.1477	2.0647	4.0944	4.1863	2.2256	25.3525			
	S	214.515	206.204	201.906	205.082	212.335	213.151	198.700	207.401	206.607			
102	T	2.2228	4.0976	4.2513	2.1612	2.0721	4.1802	4.1944	2.2074	25.3870			
	S	213.183	208.992	202.879	203.801	211.577	208.776	198.316	209.111	206.326			
103	T	2.2077	4.0953	4.3260	2.1758	2.0926	4.1401	4.1964	2.2228	25.4567			
	S	214.641	209.109	199.376	202.433	209.504	210.799	198.222	207.662	205.761			
104	T	2.2209	4.1134	4.2799	2.1526	2.0778	4.0931	4.1820	2.2307	25.3504			
	S	213.366	208.189	201.523	204.615	210.997	213.219	198.904	206.926	206.624			
105	T	2.2387	4.1666	4.2468	2.1525	2.0742	4.1020	4.2118	2.2358	25.4284			
	S	211.669	205.531	203.094	204.625	211.363	212.757	197.497	206.454	205.990			
106	T	2.2327	4.1477	4.2339	2.1425	2.0663	4.0972	4.1802	2.2247	25.3252			
	S	212.238	206.467	203.713	205.580	212.171	213.006	198.990	207.485	206.830			
107	T	2.2155	4.1285	4.2290	2.1495	2.0670	4.1366	4.2092	2.2468	25.3821			
	S	213.886	207.427	203.949	204.910	212.099	210.977	197.619	205.444	206.366			
108	T	2.2463	4.1710	4.2763	2.1610	2.0748	4.3482	4.3974	2.3086	25.9836			
	S	210.953	205.314	201.693	203.820	211.302	200.710	189.161	199.944	201.589			
109	T	2.2697	4.2534	4.4178	2.2124	2.1101	4.1702	4.2514	2.2361	25.9211			
	S	208.778	201.336	195.233	199.084	207.767	209.277	195.657	206.427	202.075			
110	T	2.2297	4.1691	4.3274	2.1731	2.0862	4.1824	4.2485	2.2420	25.6584			
	S	212.523	205.407	199.311	202.685	210.147	208.667	195.791	205.884	204.144			
111	T	2.2389	4.1835	4.3321	2.1931	2.1224	4.4609	4.3708	2.2929	26.1946			
	S	211.650	204.700	199.095	200.837	206.563	195.639	190.313	201.313	199.965			
112	T	2.2853	4.4870	4.4524	2.2172	2.1273	4.4006	4.3313	2.2598	26.5609			
	S	207.353	190.854	193.716	198.654	206.087	198.320	192.048	204.262	197.207			
113	T	2.2447	4.2947	4.4105	2.2225	2.1199	4.2506	4.2955	2.2599	26.0983			
	S	211.103	199.400	195.556	198.180	206.806	205.319	193.649	204.253	200.703			
114	T	2.2537	4.2249	4.3925	2.2270	2.4651	5.9205			36.2788	26.2528		28.9522
	S	210.260	202.694	196.357	197.779	177.846	147.408			144.382	34.230		161.693

Event: Firestone 600
Track: Texas Motor Speedway
Report: Section Data Report
Session: Race

Round 8
1.455 mile(s)
Verizon INDYCAR Series
June 7, 2014



Section Data for Car 27 - Hinchcliffe, James

Lap	T/S	SF to T1	T1 to SS1	SS1 to T2	T2 to BS	BS to T3	T3 to SS2	SS2 to T4	T4 to SF	Lap	PI to PO	PO to SF	SF to PI
115	T			5.5442	2.5781	2.3777	4.3877	4.2542	2.2459	48.4843		29.5581	
	S			155.568	170.845	184.384	198.903	195.529	205.526	108.035		157.848	
116	T	2.2474	4.1304	4.1318	2.1168	2.0531	4.0124	4.0890	2.1908	24.9717			
	S	210.850	207.332	208.747	208.076	213.535	217.508	203.428	210.695	209.757			
117	T	2.2113	4.0817	4.0842	2.0993	2.0414	4.0425	4.1082	2.2033	24.8719			
	S	214.292	209.806	211.180	209.810	214.759	215.888	202.478	209.500	210.599			
118	T	2.2183	4.1010	4.1233	2.1129	2.0459	4.3761	6.8642	3.7238	29.5655			
	S	213.616	208.818	209.177	208.460	214.287	199.430	121.182	123.957	177.166			
119	T	3.5235	6.4444	5.7455	2.7975	2.8779	7.2043	8.4529	3.5755	40.6215			
	S	134.487	132.885	150.117	157.446	152.336	121.140	98.406	129.098	128.946			
120	T	3.6076	7.8452	8.2880	3.9762	3.7750	9.4427	11.9644	6.2799	55.1790			
	S	131.351	109.158	104.066	110.773	116.135	92.423	69.524	73.503	94.927			
121	T	5.8019	10.3415	9.6498	4.8086	5.0581	12.6209	13.2861	6.0756	67.6425			
	S	81.674	82.808	89.380	91.597	86.675	69.149	62.608	75.975	77.437			
122	T	5.6848	10.8970	11.2778	5.3615	4.7641	10.1786	13.1033	6.0265	67.2936			
	S	83.356	78.587	76.478	82.151	92.023	85.741	63.482	76.594	77.838			
123	T	5.7808	9.9916	10.1085	5.5297	5.3219	10.6693	11.2685	6.2281	64.8984			
	S	81.972	85.708	85.324	79.653	82.378	81.798	73.818	74.114	80.711			
124	T	5.8608	10.3563	9.6998	4.0146	3.4164	8.9097	12.4723	5.0375	59.7674			
	S	80.853	82.690	88.919	109.713	128.325	97.952	66.693	91.631	87.640			
125	T	5.7646	9.7840	9.6510	5.2660	5.7529	12.6754	13.0388	4.7556	66.6883			
	S	82.202	87.527	89.369	83.641	76.207	68.852	63.796	97.063	78.545			
126	T	5.6222	11.1047	10.6059	4.7508	5.6584	11.9400	12.5240	5.3784	67.5844			
	S	84.284	77.117	81.323	92.712	77.479	73.093	66.418	85.823	77.503			
127	T	5.9936	10.4331	11.0174	5.5536	4.9823	12.7788	14.6287	5.6707	71.0582			
	S	79.062	82.081	78.285	79.310	87.993	68.295	56.862	81.399	73.714			
128	T	5.5489	10.0315	9.4783	4.7529	5.2621	10.7303	11.4627	5.7851	63.0518			
	S	85.398	85.367	90.997	92.671	83.314	81.333	72.567	79.790	83.075			
129	T	4.0061	5.9951	5.2530	2.5050	2.3511	4.8678			39.8363	27.0082		32.5098
	S	118.286	142.844	164.192	175.830	186.470	179.286			131.488	33.273		143.999
130	T			7.5374	3.5736	3.5132	6.5118	5.7497	2.8745	59.6867		40.0050	
	S			114.429	123.252	124.789	134.022	144.672	160.581	87.758		116.627	
131	T	3.1850	5.8743	5.2898	2.7290	2.8077	5.8958	10.2589	5.0343	41.0748			
	S	148.780	145.781	163.050	161.398	156.145	148.025	81.083	91.689	127.523			
132	T	5.3121	10.2620	11.2873	6.1879	5.5037	9.9317	10.2207	5.7523	64.4577			
	S	89.205	83.450	76.413	71.180	79.657	87.873	81.386	80.245	81.263			
133	T	6.0109	8.1572	7.7729	5.0896	3.4256	5.6516	5.6545	2.7020	44.4643			
	S	78.834	104.983	110.962	86.540	127.980	154.421	147.107	170.833	117.802			

Event: Firestone 600
Track: Texas Motor Speedway
Report: Section Data Report
Session: Race

Round 8
1.455 mile(s)
Verizon INDYCAR Series
June 7, 2014



Section Data for Car 27 - Hinchcliffe, James

Lap	T/S	SF to T1	T1 to SS1	SS1 to T2	T2 to BS	BS to T3	T3 to SS2	SS2 to T4	T4 to SF	Lap	PI to PO	PO to SF	SF to PI
134	T	2.5489	4.5055	4.2833	2.1375	2.0526	4.0576	4.0684	2.1777	25.8315			
	S	185.909	190.071	201.363	206.061	213.587	215.085	204.458	211.963	202.776			
135	T	2.1778	4.0412	4.0545	2.0615	1.9941	4.1147	4.1605	2.1699	24.7742			
	S	217.588	211.908	212.727	213.657	219.853	212.100	199.932	212.725	211.430			
136	T	2.1643	4.0728	4.1504	2.0827	2.0156	3.9903	4.1941	2.1940	24.8642			
	S	218.945	210.264	207.811	211.482	217.508	218.712	198.331	210.388	210.664			
137	T	2.1969	4.0735	4.1316	2.0705	1.9997	4.0868	4.1216	2.1598	24.8404			
	S	215.696	210.228	208.757	212.729	219.237	213.548	201.819	213.719	210.866			
138	T	2.1599	4.0422	4.1639	2.1053	2.0311	4.0482	4.2301	2.1993	24.9800			
	S	219.391	211.856	207.138	209.212	215.848	215.584	196.643	209.881	209.688			
139	T	2.1929	4.0995	4.1815	2.0980	2.0267	4.0946	4.1952	2.2099	25.0983			
	S	216.090	208.895	206.266	209.940	216.317	213.141	198.279	208.874	208.699			
140	T	2.2156	4.1549	4.2939	2.1435	2.0560	4.2066	4.2727	2.2178	25.5610			
	S	213.876	206.109	200.866	205.484	213.234	207.466	194.682	208.130	204.922			
141	T	2.2139	4.1024	4.1845	2.1070	2.0472	4.1153	4.2192	2.2101	25.1996			
	S	214.040	208.747	206.118	209.043	214.151	212.069	197.151	208.855	207.860			
142	T	2.2147	4.1098	4.2403	2.1377	2.0600	4.1403	4.1730	2.2130	25.2888			
	S	213.963	208.371	203.405	206.041	212.820	210.788	199.333	208.582	207.127			
143	T	2.2148	4.0937	4.2940	2.1566	2.0727	4.1795	4.2554	2.2274	25.4941			
	S	213.953	209.191	200.862	204.236	211.516	208.811	195.474	207.233	205.459			
144	T	2.2216	4.1056	4.2711	2.1557	2.0733	4.0986	4.2041	2.2316	25.3616			
	S	213.298	208.584	201.939	204.321	211.455	212.933	197.859	206.843	206.533			
145	T	2.2259	4.1393	4.2284	2.1441	2.0693	4.1113	4.2104	2.2254	25.3541			
	S	212.886	206.886	203.978	205.426	211.863	212.275	197.563	207.419	206.594			
146	T	2.2176	4.1252	4.2754	2.1513	2.0731	4.1594	4.2225	2.2320	25.4565			
	S	213.683	207.593	201.736	204.739	211.475	209.820	196.997	206.806	205.763			
147	T	2.2224	4.1693	4.3046	2.1611	2.0823	4.1333	4.2091	2.2210	25.5031			
	S	213.222	205.397	200.367	203.810	210.541	211.145	197.624	207.830	205.387			
148	T	2.2138	4.1405	4.2605	2.1445	2.0685	4.1113	4.2212	2.2243	25.3846			
	S	214.050	206.826	202.441	205.388	211.945	212.275	197.057	207.522	206.346			
149	T	2.2207	4.1335	4.2493	2.1440	2.0617	4.1156	4.3198	2.2482	25.4928			
	S	213.385	207.176	202.975	205.436	212.644	212.053	192.559	205.316	205.470			
150	T	2.2377	4.1836	4.3575	2.1767	2.0867	4.1592	4.2379	2.2314	25.6707			
	S	211.764	204.695	197.935	202.350	210.097	209.831	196.281	206.862	204.046			
151	T	2.2249	4.2030	4.3550	2.1737	2.0962	4.1741	4.2215	2.2180	25.6664			
	S	212.982	203.751	198.048	202.629	209.145	209.082	197.043	208.111	204.080			
152	T	2.2146	4.1591	4.3161	2.1488	2.0661	4.1546	4.2443	2.2256	25.5292			
	S	213.973	205.901	199.833	204.977	212.192	210.063	195.985	207.401	205.177			

Event: Firestone 600
Track: Texas Motor Speedway
Report: Section Data Report
Session: Race

Round 8
1.455 mile(s)
Verizon INDYCAR Series
June 7, 2014



Section Data for Car 27 - Hinchcliffe, James

Lap	T/S	SF to T1	T1 to SS1	SS1 to T2	T2 to BS	BS to T3	T3 to SS2	SS2 to T4	T4 to SF	Lap	PI to PO	PO to SF	SF to PI
153	T	2.2165	4.1799	4.2677	2.1378	2.0575	4.1852	4.3094	2.2450	25.5990			
	S	213.789	204.877	202.099	206.032	213.079	208.527	193.024	205.608	204.617			
154	T	2.2207	4.1641	4.2945	2.1623	2.0744	4.1645	4.2751	2.2356	25.5912			
	S	213.385	205.654	200.838	203.697	211.343	209.564	194.573	206.473	204.680			
155	T	2.2302	4.1908	4.5563	2.2695	2.1398	4.2522	4.2506	2.2177	26.1071			
	S	212.476	204.344	189.298	194.076	204.883	205.241	195.694	208.139	200.635			
156	T	2.2122	4.1756	4.3359	2.1572	2.0717	4.2009	4.3018	2.2300	25.6853			
	S	214.205	205.088	198.921	204.179	211.618	207.748	193.365	206.991	203.930			
157	T	2.2214	4.1854	4.4085	2.1794	2.0899	4.2204	4.4050	2.2791	25.9891			
	S	213.318	204.607	195.645	202.099	209.775	206.788	188.835	202.532	201.546			
158	T	2.2782	4.2753	4.3472	2.1400	2.0456	4.3266	4.4386	2.3051	26.1566			
	S	207.999	200.305	198.404	205.820	214.318	201.712	187.406	200.248	200.255			
159	T	2.2670	4.2076	4.3886	2.1754	2.0831	4.2399	4.4327	2.2729	26.0672			
	S	209.027	203.528	196.532	202.471	210.460	205.837	187.655	203.085	200.942			
160	T	2.2483	4.2362	4.6139	2.2638	2.1426	4.2983	4.3507	2.2610	26.4148			
	S	210.765	202.154	186.935	194.564	204.615	203.040	191.192	204.153	198.298			
161	T	2.2543	4.2529	4.4211	2.1999	2.1087	4.2863	4.3446	2.2806	26.1484			
	S	210.204	201.360	195.087	200.216	207.905	203.609	191.460	202.399	200.318			
162	T	2.2652	4.2751	4.3911	2.1908	2.1089	4.2131	4.2831	2.2511	25.9784			
	S	209.193	200.314	196.420	201.047	207.885	207.146	194.209	205.051	201.629			
163	T	2.2372	4.1864	4.4783	2.2274	2.1234	4.2409	4.3619	2.2624	26.1179			
	S	211.811	204.558	192.595	197.744	206.466	205.788	190.701	204.027	200.552			
164	T	2.2498	4.2231	4.4709	2.2188	2.1179	4.2378	4.3372	2.2546	26.1101			
	S	210.625	202.781	192.914	198.510	207.002	205.939	191.787	204.733	200.612			
165	T	2.2331	4.2640	4.4139	2.2239	2.1271	4.3630	4.3752	2.2769	26.2771			
	S	212.200	200.836	195.405	198.055	206.106	200.029	190.121	202.728	199.337			
166	T	2.2780	4.2735	4.3630	2.1805	2.1009	4.2412	4.3139	2.2625	26.0135			
	S	208.017	200.389	197.685	201.997	208.677	205.774	192.823	204.018	201.357			
167	T	2.2615	4.2464	4.4783	2.2227	2.1225	4.3165	4.3666	2.2836	26.2981			
	S	209.535	201.668	192.595	198.162	206.553	202.184	190.496	202.133	199.178			
168	T	2.2640	4.2704	4.5494	2.2793	2.5411	6.2949			36.8922	35.5351		29.5762
	S	209.304	200.535	189.585	193.241	172.527	138.640			141.981	25.289		158.281
169	T			5.6480	2.6071	2.3914	4.4481	4.2769	2.2517	58.2787		30.0596	
	S			152.709	168.944	183.327	196.202	194.491	204.997	89.878		155.214	
170	T	2.2501	4.0944	4.0633	2.0905	2.0390	3.9903	4.0656	2.1835	24.7767			
	S	210.597	209.155	212.266	210.693	215.012	218.712	204.599	211.400	211.408			
171	T	2.2053	4.0429	4.0542	2.0861	2.0356	3.9926	4.0767	2.1951	24.6885			
	S	214.875	211.819	212.742	211.138	215.371	218.586	204.042	210.282	212.164			

Event: Firestone 600
Track: Texas Motor Speedway
Report: Section Data Report
Session: Race

Round 8
1.455 mile(s)
Verizon INDYCAR Series
June 7, 2014



Section Data for Car 27 - Hinchcliffe, James

Lap	T/S	SF to T1	T1 to SS1	SS1 to T2	T2 to BS	BS to T3	T3 to SS2	SS2 to T4	T4 to SF	Lap	PI to PO	PO to SF	SF to PI
172	T	2.2114	4.0459	4.0413	2.0888	2.0351	3.9933	4.0762	2.1975	24.6895			
	S	214.282	211.662	213.421	210.865	215.424	218.548	204.067	210.053	212.155			
173	T	2.2134	4.0578	4.0678	2.0869	2.0309	3.9936	4.0909	2.2000	24.7413			
	S	214.089	211.041	212.031	211.057	215.869	218.531	203.334	209.814	211.711			
174	T	2.2091	4.0420	4.0700	2.0893	2.0374	4.0026	4.0988	2.1985	24.7477			
	S	214.505	211.866	211.916	210.814	215.181	218.040	202.942	209.957	211.656			
175	T	2.2176	4.0611	4.0900	2.1020	2.0405	4.0110	4.0991	2.1992	24.8205			
	S	213.683	210.870	210.880	209.541	214.854	217.583	202.927	209.890	211.035			
176	T	2.2114	4.0914	4.1424	2.1154	2.0490	4.0282	4.1286	2.2163	24.9827			
	S	214.282	209.308	208.213	208.213	213.962	216.654	201.477	208.271	209.665			
177	T	2.2207	4.1479	4.2421	2.1684	2.1032	4.2126	4.2918	2.2752	25.6619			
	S	213.385	206.457	203.319	203.124	208.449	207.171	193.816	202.879	204.116			
178	T	2.2909	4.2119	4.2498	2.1871	2.1113	4.2037	4.2925	2.2549	25.8021			
	S	206.846	203.320	202.951	201.387	207.649	207.609	193.784	204.706	203.007			
179	T	2.2532	4.1563	4.2218	2.1493	2.0729	4.1088	4.2297	2.2562	25.4482			
	S	210.307	206.040	204.297	204.929	211.496	212.404	196.661	204.588	205.830			
180	T	2.2516	4.1448	4.2037	2.1425	2.0739	4.1209	4.1992	2.2345	25.3711			
	S	210.456	206.612	205.176	205.580	211.394	211.781	198.090	206.575	206.455			
181	T	2.2402	4.1604	4.2396	2.1496	2.0782	4.1307	4.2343	2.2509	25.4839			
	S	211.527	205.837	203.439	204.901	210.956	211.278	196.448	205.069	205.542			
182	T	2.2544	4.3112	4.3829	2.2471	2.1845	4.4752	4.3870	2.2830	26.5253			
	S	210.195	198.637	196.788	196.010	200.691	195.014	189.610	202.186	197.472			
183	T	2.2762	4.2423	4.3068	2.1665	2.0927	4.1557	4.2247	2.2414	25.7063			
	S	208.182	201.863	200.265	203.302	209.494	210.007	196.894	205.939	203.763			
184	T	2.2481	4.1976	4.2526	2.1573	2.0898	4.1892	4.2242	2.2458	25.6046			
	S	210.784	204.013	202.817	204.169	209.785	208.328	196.917	205.535	204.573			
185	T	2.2478	4.1611	4.2774	2.1696	2.0936	4.1552	4.2358	2.2448	25.5853			
	S	210.812	205.802	201.641	203.012	209.404	210.033	196.378	205.627	204.727			
186	T	2.2537	4.1811	4.2563	2.1575	2.0830	4.1756	4.3142	2.2844	25.7058			
	S	210.260	204.818	202.641	204.150	210.470	209.006	192.809	202.062	203.767			
187	T	2.2812	4.2473	4.3401	2.1743	2.0927	4.1468	4.2385	2.2434	25.7643			
	S	207.726	201.625	198.728	202.573	209.494	210.458	196.253	205.755	203.305			
188	T	2.2424	4.1681	4.2578	2.1476	2.0760	4.1617	4.2455	2.2518	25.5509			
	S	211.320	205.457	202.569	205.092	211.180	209.705	195.929	204.988	205.003			
189	T	2.2555	4.1774	4.2965	2.1669	2.0920	4.2021	4.4654	2.5081	26.1639			
	S	210.093	204.999	200.745	203.265	209.565	207.688	186.281	184.040	200.200			
190	T	2.4317	4.5075	4.4829	2.2580	2.1472	4.3381	4.4965	2.3438	27.0057			
	S	194.869	189.986	192.398	195.064	204.177	201.177	184.992	196.941	193.959			

Event: Firestone 600
Track: Texas Motor Speedway
Report: Section Data Report
Session: Race

Round 8
1.455 mile(s)
Verizon INDYCAR Series
June 7, 2014



Section Data for Car 27 - Hinchcliffe, James

Lap	T/S	SF to T1	T1 to SS1	SS1 to T2	T2 to BS	BS to T3	T3 to SS2	SS2 to T4	T4 to SF	Lap	PI to PO	PO to SF	SF to PI
191	T	2.3179	4.4043	4.5139	2.2880	2.1734	4.4027	4.5624	2.3810	27.0436			
	S	204.437	194.438	191.076	192.506	201.716	198.225	182.320	193.864	193.687			
192	T	2.3467	4.3921	4.5343	2.2858	2.1733	4.4251	4.6439	2.4446	27.2458			
	S	201.928	194.978	190.217	192.692	201.725	197.222	179.121	188.821	192.250			
193	T	2.4022	4.6340	4.7526	2.3429	2.2155	4.4828	4.6630	2.4464	27.9394			
	S	197.262	184.800	181.480	187.995	197.883	194.684	178.387	188.682	187.477			
194	T	2.4132	4.6478	4.8739	2.4183	2.2820	4.6979	4.6875	2.4273	28.4479			
	S	196.363	184.251	176.963	182.134	192.116	185.770	177.455	190.166	184.126			
195	T	2.3848	4.5718	4.6664	2.3553	2.2697	4.8125	4.7826	2.4622	28.3053			
	S	198.702	187.314	184.832	187.006	193.157	181.346	173.926	187.471	185.054			
196	T	2.4154	4.6608	4.8594	2.5663	2.3941	4.8968	4.7669	2.4531	29.0128			
	S	196.184	183.737	177.491	171.630	183.121	178.224	174.499	188.166	180.541			
197	T	2.4090	4.7416	4.8022	2.4685	2.8287	6.6701			39.7145	27.2416		32.3976
	S	196.706	180.606	179.605	178.430	154.986	130.842			131.891	32.988		144.497
198	T			6.1162	2.7586	2.4691	4.6449	4.4817	2.3243	51.2570		31.3323	
	S			141.019	159.666	177.558	187.889	185.603	198.594	102.191		148.910	
199	T	2.3104	4.3046	4.2695	2.1514	2.0874	4.0990	4.1478	2.2206	25.5907			
	S	205.100	198.942	202.014	204.729	210.026	212.912	200.544	207.868	204.684			
200	T	2.2356	4.1083	4.1216	2.1079	2.0510	4.0460	4.1238	2.2039	24.9981			
	S	211.963	208.447	209.263	208.954	213.754	215.701	201.712	209.443	209.536			
201	T	2.2178	4.1233	4.2135	2.1628	2.0856	4.1487	4.2031	2.2342	25.3890			
	S	213.664	207.689	204.699	203.650	210.208	210.362	197.906	206.602	206.310			
202	T	2.2342	4.1580	4.2107	2.1362	2.0689	4.1876	4.2293	2.2372	25.4621			
	S	212.095	205.956	204.835	206.186	211.904	208.408	196.680	206.325	205.718			
203	T	2.2519	4.1766	4.2300	2.1524	2.0868	4.1678	4.2377	2.2524	25.5556			
	S	210.428	205.038	203.901	204.634	210.087	209.398	196.290	204.933	204.965			
204	T	2.2574	4.2378	4.3848	2.2179	2.1385	4.4728	4.4340	2.3019	26.4451			
	S	209.916	202.077	196.702	198.591	205.008	195.119	187.600	200.526	198.071			
205	T	2.2888	4.2713	4.3483	2.1883	2.1090	4.2146	4.2414	2.2422	25.9039			
	S	207.036	200.493	198.353	201.277	207.875	207.072	196.119	205.865	202.209			
206	T	2.2474	4.2162	4.3059	2.1713	2.0993	4.1988	4.2210	2.2409	25.7008			
	S	210.850	203.113	200.307	202.853	208.836	207.852	197.067	205.985	203.807			
207	T	2.2491	4.2052	4.2972	2.1702	2.1005	4.2035	4.2425	2.2489	25.7171			
	S	210.690	203.644	200.712	202.956	208.717	207.619	196.068	205.252	203.678			
208	T	2.2549	4.2480	4.2982	2.1677	2.0996	4.1903	4.2156	2.2413	25.7156			
	S	210.148	201.592	200.665	203.190	208.806	208.273	197.319	205.948	203.690			
209	T	2.2495	4.2003	4.2957	2.1697	2.1033	4.2319	4.2356	2.2480	25.7340			
	S	210.653	203.882	200.782	203.003	208.439	206.226	196.387	205.334	203.544			

Event: Firestone 600
 Track: Texas Motor Speedway
 Report: Section Data Report
 Session: Race

Round 8
 1.455 mile(s)
 Verizon INDYCAR Series
 June 7, 2014



Section Data for Car 27 - Hinchcliffe, James

Lap	T/S	SF to T1	T1 to SS1	SS1 to T2	T2 to BS	BS to T3	T3 to SS2	SS2 to T4	T4 to SF	Lap	PI to PO	PO to SF	SF to PI
210	T	2.2568	4.2131	4.3153	2.2176	2.2139	4.4895	4.3382	2.2720	26.3164			
	S	209.971	203.262	199.870	198.618	198.026	194.393	191.743	203.165	199.039			
211	T	2.2751	4.5587	4.5409	2.3401	2.2079	4.3574	4.3318	2.2645	26.8764			
	S	208.283	187.853	189.940	188.220	198.564	200.286	192.026	203.838	194.892			
212	T	2.2574	4.2196	4.2909	2.1597	2.0902	4.1882	4.2259	2.2278	25.6597			
	S	209.916	202.949	201.007	203.942	209.745	208.378	196.838	207.196	204.133			
213	T	2.2248	4.1875	4.2710	2.1515	2.0831	4.1855	4.2352	2.2366	25.5752			
	S	212.992	204.505	201.943	204.720	210.460	208.512	196.406	206.381	204.808			
214	T	2.2431	4.1996	4.2958	2.1600	2.0914	4.1509	4.2126	2.2379	25.5913			
	S	211.254	203.916	200.778	203.914	209.625	210.250	197.460	206.261	204.679			
215	T	2.2477	4.2016	4.2745	2.1568	2.0850	4.1495	4.2283	2.2474	25.5908			
	S	210.822	203.818	201.778	204.217	210.268	210.321	196.726	205.389	204.683			
216	T	2.2584	4.1849	4.2445	2.1475	2.0802	4.1247	4.2016	2.2358	25.4776			
	S	209.823	204.632	203.204	205.101	210.753	211.586	197.977	206.454	205.592			
217	T	2.2471	4.1737	4.2343	2.1499	2.0803	4.1292	4.2391	2.2531	25.5067			
	S	210.878	205.181	203.694	204.872	210.743	211.355	196.225	204.869	205.358			
218	T	2.2582	4.1955	4.3726	2.2440	2.1444	4.2539	4.3010	2.2573	26.0269			
	S	209.841	204.115	197.251	196.281	204.444	205.159	193.401	204.488	201.253			
219	T	2.2564	4.2010	4.2969	2.1617	2.1159	4.4279	4.3352	2.2651	26.0601			
	S	210.009	203.848	200.726	203.754	207.197	197.097	191.875	203.784	200.997			
220	T	2.2604	4.2003	4.3430	2.1774	2.0989	4.2462	4.3262	2.2779	25.9303			
	S	209.637	203.882	198.595	202.285	208.876	205.531	192.275	202.639	202.003			
221	T	2.2802	4.2375	4.3397	2.1924	2.1120	4.1561	4.2276	2.2485	25.7940			
	S	207.817	202.092	198.746	200.901	207.580	209.987	196.759	205.288	203.070			
222	T	2.2594	4.1826	4.2606	2.1547	2.0881	4.1293	4.2354	2.2511	25.5612			
	S	209.730	204.744	202.436	204.416	209.956	211.350	196.397	205.051	204.920			
223	T	2.2582	4.2017	4.2674	2.1639	2.0990	4.1356	4.2190	2.2450	25.5898			
	S	209.841	203.814	202.114	203.547	208.866	211.028	197.160	205.608	204.691			
224	T	2.2511	4.1949	4.2750	2.1576	2.0919	4.2139	4.2572	2.2595	25.7011			
	S	210.503	204.144	201.754	204.141	209.575	207.107	195.391	204.289	203.805			
225	T	2.2693	4.2224	4.3133	2.1781	2.1057	4.1658	4.2416	2.2573	25.7535			
	S	208.815	202.814	199.963	202.220	208.201	209.498	196.110	204.488	203.390			
226	T	2.2639	4.1976	4.2635	2.1619	2.0956	4.1381	4.2187	2.2488	25.5881			
	S	209.313	204.013	202.299	203.735	209.205	210.900	197.174	205.261	204.705			
227	T	2.2548	4.1826	4.2527	2.1558	2.0933	4.1533	4.2353	2.2555	25.5833			
	S	210.158	204.744	202.812	204.311	209.434	210.129	196.401	204.651	204.743			
228	T	2.2638	4.1878	4.2591	2.1558	2.0927	4.1583	4.2325	2.2517	25.6017			
	S	209.322	204.490	202.508	204.311	209.494	209.876	196.531	204.997	204.596			

Event: Firestone 600
Track: Texas Motor Speedway
Report: Section Data Report
Session: Race

Round 8
1.455 mile(s)
Verizon INDYCAR Series
June 7, 2014



Section Data for Car 27 - Hinchcliffe, James

Lap	T/S	SF to T1	T1 to SS1	SS1 to T2	T2 to BS	BS to T3	T3 to SS2	SS2 to T4	T4 to SF	Lap	PI to PO	PO to SF	SF to PI
229	T	2.2594	4.1769	4.2583	2.1569	2.0934	4.1537	4.2337	2.2499	25.5822			
	S	209.730	205.024	202.546	204.207	209.424	210.108	196.475	205.161	204.752			
230	T	2.2607	4.1824	4.2867	2.1688	2.1014	4.1551	4.2528	2.2580	25.6659			
	S	209.609	204.754	201.204	203.087	208.627	210.038	195.593	204.425	204.084			
231	T	2.2659	4.1756	4.3073	2.1790	2.1058	4.1661	4.2352	2.2502	25.6851			
	S	209.128	205.088	200.241	202.136	208.191	209.483	196.406	205.133	203.931			
232	T	2.2613	4.1825	4.2953	2.1740	2.1053	4.1914	4.2589	2.2560	25.7247			
	S	209.554	204.749	200.801	202.601	208.241	208.219	195.313	204.606	203.618			
233	T	2.2638	4.1841	4.3297	2.1888	2.1144	4.2108	4.2867	2.2673	25.8456			
	S	209.322	204.671	199.205	201.231	207.344	207.259	194.046	203.586	202.665			
234	T	2.2729	4.2210	4.3278	2.1810	2.1065	4.1881	4.2779	2.2625	25.8377			
	S	208.484	202.882	199.293	201.951	208.122	208.383	194.445	204.018	202.727			
235	T	2.2670	4.2035	4.3296	2.1811	2.1111	4.2047	4.3067	2.2688	25.8725			
	S	209.027	203.726	199.210	201.941	207.669	207.560	193.145	203.452	202.454			
236	T	2.2696	4.2638	4.4923	2.2902	2.1802	4.3470	4.3729	2.2824	26.4984			
	S	208.787	200.845	191.995	192.321	201.087	200.765	190.221	202.239	197.672			
237	T	2.2737	4.2340	4.4184	2.2051	2.1157	4.2298	4.7644	3.0234	27.2645			
	S	208.411	202.259	195.206	199.744	207.217	206.328	174.590	152.673	192.118			
238	T	3.5599	7.5136	7.0920	3.5230	3.4788	6.8350	6.6502	3.5135	42.1660			
	S	133.112	113.975	121.616	125.023	126.023	127.685	125.082	131.376	124.223			
239	T	3.5164	6.6056	6.4664	3.0421	2.7826	5.6492	5.8382	3.5525	37.4530			
	S	134.758	129.642	133.382	144.786	157.554	154.487	142.479	129.934	139.855			
240	T	4.1978	10.1547	10.0502	5.4118	5.3778	10.5975			66.7120	27.3777		59.0210
	S	112.884	84.332	85.819	81.388	81.522	82.352			78.517	32.824		79.317
241	T			7.0661	3.2331	3.5368	8.5301			69.9927	15.4864		
	S			122.062	136.233	123.956	102.311			74.836	58.027		
242	T			8.8676	4.2796	5.0812	8.6268	6.8344	2.7777	54.3115		46.1843	
	S			97.264	102.920	86.281	101.165	121.710	166.177	96.444		101.023	
243	T	2.6141	4.5748	4.3715	2.2035	2.0891	4.1311	4.0719	2.1742	26.2302			
	S	181.272	187.191	197.301	199.889	209.855	211.258	204.283	212.304	199.693			
244	T	2.1990	4.3211	4.2087	2.1464	2.1155	4.2435	4.3170	2.2344	25.7856			
	S	215.491	198.182	204.933	205.206	207.237	205.662	192.684	206.584	203.137			
245	T	2.3515	5.3873	6.9543									
	S	201.515	158.960	124.024									

Event: Firestone 600
Track: Texas Motor Speedway
Report: Section Data Report
Session: Race

Round 8
1.455 mile(s)
Verizon INDYCAR Series
June 7, 2014



Section Data for Car 28 - Hunter-Reay, Ryan

Lap	T/S	SF to T1	T1 to SS1	SS1 to T2	T2 to BS	BS to T3	T3 to SS2	SS2 to T4	T4 to SF	Lap	PI to PO	PO to SF	SF to PI
1	T	2.7866	4.8412	4.4473	2.1392	2.0505	4.1923	4.0985	2.1664	26.7220		85.3463	
	S	170.051	176.891	193.938	205.897	213.806	208.174	202.957	213.068	196.018		54.668	
2	T	2.1826	4.1197	4.0771	2.0589	2.0478	4.1622	4.2050	2.1948	25.0481			
	S	217.110	207.870	211.547	213.927	214.088	209.679	197.816	210.311	209.118			
3	T	2.1783	4.0236	4.1549	2.0896	2.0275	4.2721	4.2367	2.1992	25.1819			
	S	217.538	212.835	207.586	210.784	216.231	204.285	196.336	209.890	208.007			
4	T	2.2075	4.0928	4.1384	2.0973	2.0342	4.0827	4.1568	2.1948	25.0045			
	S	214.661	209.237	208.414	210.010	215.519	213.762	200.110	210.311	209.482			
5	T	2.2013	4.0555	4.1173	2.1110	2.0377	4.0958	5.0361	2.9959	26.6506			
	S	215.265	211.161	209.482	208.647	215.149	213.079	165.171	154.074	196.543			
6	T	3.3256	7.4422	9.2763	6.6350	6.4032	10.8650	10.6929	5.8389	60.4791			
	S	142.490	115.069	92.979	66.384	68.467	80.325	77.792	79.054	86.608			
7	T	5.7689	10.2147	10.6200	5.4715	5.4090	10.3515	10.1374	5.3517	63.3247			
	S	82.141	83.836	81.215	80.500	81.052	84.309	82.054	86.251	82.717			
8	T	5.4067	10.1390	10.1790	4.7242	4.0190	7.6540	8.2029	4.5681	54.8929			
	S	87.644	84.462	84.733	93.234	109.084	114.022	101.405	101.047	95.422			
9	T	4.8495	9.2799	9.4580	4.9471	4.7911	9.1065	9.2504	4.8783	56.5608			
	S	97.714	92.282	91.193	89.033	91.505	95.836	89.922	94.621	92.608			
10	T	4.7189	8.9844	9.3602	4.6272	4.4528	8.5797	8.4271	4.6332	53.7835			
	S	100.418	95.317	92.145	95.188	98.457	101.720	98.708	99.627	97.390			
11	T	5.2718	8.5370	9.3987	3.8136	3.8605	8.0756	6.9682	2.8096	48.7350			
	S	89.886	100.312	91.768	115.496	113.563	108.070	119.373	164.291	107.479			
12	T	2.6244	4.4902	4.2181	2.1180	2.0511	4.0847	4.1198	2.1746	25.8809			
	S	180.561	190.718	204.476	207.958	213.743	213.658	201.907	212.265	202.389			
13	T	2.1915	4.0504	4.2036	2.1557	2.0684	4.1315	4.1786	2.1994	25.1791			
	S	216.228	211.427	205.181	204.321	211.956	211.237	199.066	209.871	208.030			
14	T	2.2113	4.0853	4.1830	2.1217	2.0451	4.1450	4.1666	2.1985	25.1565			
	S	214.292	209.621	206.192	207.595	214.370	210.549	199.640	209.957	208.217			
15	T	2.1997	4.0591	4.2320	2.1361	2.0636	4.0938	4.1408	2.2058	25.1309			
	S	215.422	210.974	203.804	206.196	212.449	213.183	200.883	209.262	208.429			
16	T	2.2062	4.0539	4.1549	2.1209	2.0486	4.0798	4.1596	2.2229	25.0468			
	S	214.787	211.244	207.586	207.673	214.004	213.914	199.976	207.653	209.129			
17	T	2.2233	4.0738	4.2153	2.1411	2.0662	4.0511	4.1478	2.2120	25.1306			
	S	213.135	210.212	204.612	205.714	212.181	215.430	200.544	208.676	208.431			
18	T	2.2116	4.0864	4.2262	2.1665	2.0859	4.1561	4.2158	2.2470	25.3955			
	S	214.263	209.564	204.084	203.302	210.177	209.987	197.310	205.425	206.257			
19	T	2.2461	4.1624	4.2148	2.1321	2.0514	4.0912	4.1789	2.2313	25.3082			
	S	210.972	205.738	204.636	206.582	213.712	213.318	199.052	206.871	206.968			

Event: Firestone 600
Track: Texas Motor Speedway
Report: Section Data Report
Session: Race

Round 8
1.455 mile(s)
Verizon INDYCAR Series
June 7, 2014



Section Data for Car 28 - Hunter-Reay, Ryan

Lap	T/S	SF to T1	T1 to SS1	SS1 to T2	T2 to BS	BS to T3	T3 to SS2	SS2 to T4	T4 to SF	Lap	PI to PO	PO to SF	SF to PI
20	T	2.2288	4.1057	4.2512	2.1720	2.0910	4.0702	4.1935	2.2242	25.3366			
	S	212.609	208.579	202.884	202.788	209.665	214.419	198.359	207.531	206.736			
21	T	2.2240	4.1341	4.3046	2.2824	2.1780	4.2622	4.2563	2.2190	25.8606			
	S	213.068	207.146	200.367	192.979	201.290	204.760	195.432	208.018	202.548			
22	T	2.2300	4.1495	4.3168	2.1657	2.0805	4.2227	4.2928	2.2545	25.7125			
	S	212.495	206.378	199.801	203.377	210.723	206.675	193.771	204.742	203.714			
23	T	2.2507	4.1461	4.2698	2.1616	2.0807	4.1601	4.2503	2.2551	25.5744			
	S	210.541	206.547	202.000	203.763	210.703	209.785	195.708	204.688	204.814			
24	T	2.2505	4.1495	4.2301	2.1559	2.0753	4.1321	4.2188	2.2518	25.4640			
	S	210.559	206.378	203.896	204.302	211.251	211.207	197.169	204.988	205.702			
25	T	2.2478	4.1348	4.2719	2.1813	2.0976	4.1302	4.2119	2.2402	25.5157			
	S	210.812	207.111	201.901	201.923	209.005	211.304	197.492	206.049	205.285			
26	T	2.2389	4.1290	4.3190	2.1844	2.0967	4.2071	4.2772	2.2736	25.7259			
	S	211.650	207.402	199.699	201.636	209.095	207.442	194.477	203.022	203.608			
27	T	2.2646	4.1879	4.2795	2.1805	2.0938	4.1515	4.2777	2.2711	25.7066			
	S	209.248	204.485	201.542	201.997	209.384	210.220	194.455	203.246	203.761			
28	T	2.2646	4.1610	4.3190	2.2130	2.1177	4.1740	4.2534	2.2566	25.7593			
	S	209.248	205.807	199.699	199.031	207.021	209.087	195.565	204.551	203.344			
29	T	2.2512	4.1674	4.3298	2.1975	2.1062	4.2052	4.2853	2.2737	25.8163			
	S	210.494	205.491	199.201	200.434	208.152	207.535	194.110	203.013	202.895			
30	T	2.2668	4.2063	4.3135	2.1748	2.0941	4.2087	4.3434	2.2713	25.8789			
	S	209.045	203.591	199.954	202.526	209.354	207.363	191.513	203.228	202.404			
31	T	2.2665	4.2192	4.3360	2.1813	2.0987	4.2218	4.2949	2.2666	25.8850			
	S	209.073	202.968	198.916	201.923	208.896	206.719	193.676	203.649	202.357			
32	T	2.2609	4.2281	4.3860	2.2060	2.1107	4.2487	4.2801	2.2629	25.9834			
	S	209.591	202.541	196.648	199.662	207.708	205.410	194.346	203.982	201.590			
33	T	2.2537	4.2340	4.3837	2.2109	2.1128	4.2151	4.3216	2.2782	26.0100			
	S	210.260	202.259	196.752	199.220	207.501	207.048	192.479	202.612	201.384			
34	T	2.2745	4.2176	4.3832	2.1942	2.1055	4.2139	4.3611	2.2805	26.0305			
	S	208.337	203.045	196.774	200.736	208.221	207.107	190.736	202.408	201.225			
35	T	2.2653	4.2472	4.3723	2.1959	2.1061	4.2629	4.3688	2.2838	26.1023			
	S	209.184	201.630	197.265	200.580	208.162	204.726	190.400	202.115	200.672			
36	T	2.2837	4.2566	4.3570	2.1883	2.1008	4.2043	4.2957	2.2651	25.9515			
	S	207.498	201.185	197.957	201.277	208.687	207.580	193.640	203.784	201.838			
37	T	2.2651	4.2116	4.3506	2.1897	2.1011	4.1806	4.2834	2.2617	25.8438			
	S	209.202	203.335	198.249	201.148	208.657	208.756	194.196	204.090	202.679			
38	T	2.2656	4.2175	4.3936	2.1996	2.1088	4.2156	4.3084	2.2614	25.9705			
	S	209.156	203.050	196.308	200.243	207.895	207.023	193.069	204.117	201.690			

Event: Firestone 600
Track: Texas Motor Speedway
Report: Section Data Report
Session: Race

Round 8
1.455 mile(s)
Verizon INDYCAR Series
June 7, 2014



Section Data for Car 28 - Hunter-Reay, Ryan

Lap	T/S	SF to T1	T1 to SS1	SS1 to T2	T2 to BS	BS to T3	T3 to SS2	SS2 to T4	T4 to SF	Lap	PI to PO	PO to SF	SF to PI
39	T	2.2622	4.2036	4.3857	2.1995	2.1071	4.2598	4.3266	2.2731	26.0176			
	S	209.470	203.721	196.662	200.252	208.063	204.875	192.257	203.067	201.325			
40	T	2.2705	4.2115	4.3980	2.2101	2.1168	4.2336	4.3386	2.2794	26.0585			
	S	208.705	203.339	196.112	199.292	207.109	206.143	191.725	202.505	201.009			
41	T	2.2751	4.2340	4.3737	2.1913	2.1035	4.2374	4.3133	2.2699	25.9982			
	S	208.283	202.259	197.201	201.001	208.419	205.958	192.850	203.353	201.475			
42	T	2.2746	4.2306	4.3926	2.1982	2.1062	4.2516	4.3284	2.2800	26.0622			
	S	208.328	202.421	196.353	200.371	208.152	205.270	192.177	202.452	200.981			
43	T	2.2741	4.2322	4.3836	2.2057	2.1131	4.1970	4.3474	2.2793	26.0324			
	S	208.374	202.345	196.756	199.689	207.472	207.941	191.337	202.514	201.211			
44	T	2.2712	4.2231	4.3909	2.2088	2.1172	4.2467	4.3741	2.3046	26.1366			
	S	208.640	202.781	196.429	199.409	207.070	205.507	190.169	200.291	200.409			
45	T	2.2918	4.2637	4.4067	2.2057	2.1100	4.2559	4.3733	2.2960	26.2031			
	S	206.765	200.850	195.725	199.689	207.777	205.063	190.204	201.041	199.900			
46	T	2.2826	4.2517	4.5229	2.2507	2.1378	4.3088	4.3853	2.2957	26.4355			
	S	207.598	201.417	190.696	195.697	205.075	202.545	189.683	201.068	198.143			
47	T	2.2879	4.2371	4.5444	2.2633	2.1495	4.2948	4.4465	2.3092	26.5327			
	S	207.117	202.111	189.794	194.607	203.959	203.206	187.073	199.892	197.417			
48	T	2.2926	4.2406	4.5102	2.2419	2.1349	4.3038	4.4309	2.3070	26.4619			
	S	206.693	201.944	191.233	196.465	205.353	202.781	187.731	200.083	197.945			
49	T	2.2928	4.2561	4.5061	2.2372	2.1327	4.3204	4.4142	2.3042	26.4637			
	S	206.675	201.209	191.407	196.878	205.565	202.001	188.441	200.326	197.932			
50	T	2.2890	4.2716	4.4802	2.2308	2.1285	4.3248	4.4569	2.3197	26.5015			
	S	207.018	200.478	192.514	197.442	205.971	201.796	186.636	198.987	197.649			
51	T	2.3001	4.2623	4.5113	2.2489	2.1388	4.2876	4.4094	2.3099	26.4683			
	S	206.019	200.916	191.187	195.853	204.979	203.547	188.647	199.832	197.897			
52	T	2.2963	4.2826	4.5005	2.2332	2.1320	4.3321	4.4368	2.3230	26.5365			
	S	206.360	199.963	191.645	197.230	205.633	201.456	187.482	198.705	197.389			
53	T	2.3142	4.3429	4.5577	2.3141	2.6312	6.4946			52.7631	29.4520		31.0352
	S	204.763	197.187	189.240	190.335	166.619	134.377			99.274	30.512		150.840
54	T			5.6709	2.5846	2.3808	4.3865	4.2204	2.2317	37.2396		29.5155	
	S			152.092	170.415	184.144	198.958	197.095	206.834	140.657		158.076	
55	T	2.2249	4.1125	4.1779	2.1165	2.0545	4.0062	4.0873	2.1961	24.9759			
	S	212.982	208.234	206.443	208.105	213.390	217.844	203.513	210.187	209.722			
56	T	2.2167	4.0670	4.0688	2.0933	2.0383	4.0055	4.0903	2.2004	24.7803			
	S	213.770	210.564	211.979	210.412	215.086	217.882	203.364	209.776	211.378			
57	T	2.2189	4.0693	4.0678	2.0954	2.0397	4.0011	4.0803	2.1958	24.7683			
	S	213.558	210.445	212.031	210.201	214.938	218.122	203.862	210.215	211.480			

Event: Firestone 600
 Track: Texas Motor Speedway
 Report: Section Data Report
 Session: Race

Round 8
 1.455 mile(s)
 Verizon INDYCAR Series
 June 7, 2014



Section Data for Car 28 - Hunter-Reay, Ryan

Lap	T/S	SF to T1	T1 to SS1	SS1 to T2	T2 to BS	BS to T3	T3 to SS2	SS2 to T4	T4 to SF	Lap	PI to PO	PO to SF	SF to PI
58	T	2.2150	4.0565	4.0453	2.0872	2.0350	4.0026	4.0821	2.1992	24.7229			
	S	213.934	211.109	213.210	211.027	215.434	218.040	203.772	209.890	211.868			
59	T	2.2168	4.0600	4.0525	2.0860	2.0359	4.0150	4.0873	2.2050	24.7585			
	S	213.760	210.927	212.832	211.148	215.339	217.367	203.513	209.338	211.564			
60	T	2.2203	4.0892	4.0682	2.0949	2.0380	4.0063	4.0925	2.2013	24.8107			
	S	213.423	209.421	212.010	210.251	215.117	217.839	203.254	209.690	211.119			
61	T	2.2205	4.0833	4.0790	2.1028	2.0432	4.0231	4.1254	2.2070	24.8843			
	S	213.404	209.723	211.449	209.461	214.570	216.929	201.633	209.149	210.494			
62	T	2.2257	4.0895	4.0919	2.1009	2.0415	4.0196	4.0987	2.2045	24.8723			
	S	212.905	209.405	210.782	209.650	214.749	217.118	202.947	209.386	210.596			
63	T	2.2215	4.0794	4.1057	2.1121	2.0444	4.0237	4.1111	2.2071	24.9050			
	S	213.308	209.924	210.074	208.539	214.444	216.897	202.335	209.139	210.319			
64	T	2.2193	4.0878	4.1194	2.1104	2.0416	4.0476	4.1224	2.2092	24.9577			
	S	213.519	209.493	209.375	208.707	214.738	215.616	201.780	208.940	209.875			
65	T	2.2145	4.0980	4.1921	2.1386	2.0582	4.0863	4.1616	2.2221	25.1714			
	S	213.982	208.971	205.744	205.955	213.006	213.574	199.879	207.727	208.093			
66	T	2.2229	4.1947	4.3588	2.1849	2.0976	4.1084	4.2190	2.2376	25.6239			
	S	213.174	204.154	197.876	201.590	209.005	212.425	197.160	206.288	204.419			
67	T	2.2429	4.1335	4.2352	2.1526	2.0745	4.0847	4.1796	2.2332	25.3362			
	S	211.273	207.176	203.650	204.615	211.332	213.658	199.019	206.695	206.740			
68	T	2.2356	4.1369	4.2138	2.1475	2.0677	4.0941	4.1958	2.2419	25.3333			
	S	211.963	207.006	204.685	205.101	212.027	213.167	198.250	205.893	206.763			
69	T	2.2425	4.1401	4.2283	2.1501	2.0706	4.1331	4.1934	2.2398	25.3979			
	S	211.310	206.846	203.983	204.853	211.730	211.156	198.364	206.086	206.238			
70	T	2.2389	4.1270	4.2102	2.1450	2.0661	4.0832	4.1794	2.2250	25.2748			
	S	211.650	207.503	204.860	205.340	212.192	213.736	199.028	207.457	207.242			
71	T	2.2230	4.1093	4.2132	2.1514	2.0755	4.1415	4.2419	2.2564	25.4122			
	S	213.164	208.396	204.714	204.729	211.231	210.727	196.096	204.570	206.121			
72	T	2.2507	4.1643	4.2572	2.1676	2.0864	4.1429	4.2438	2.2550	25.5679			
	S	210.541	205.644	202.598	203.199	210.127	210.656	196.008	204.697	204.866			
73	T	2.2461	4.1487	4.2932	2.1640	2.0865	4.1594	4.2436	2.2578	25.5993			
	S	210.972	206.417	200.899	203.537	210.117	209.820	196.017	204.443	204.615			
74	T	2.2495	4.1606	4.2605	2.1611	2.0782	4.1317	4.2484	2.2599	25.5499			
	S	210.653	205.827	202.441	203.810	210.956	211.227	195.796	204.253	205.011			
75	T	2.2524	4.1671	4.3040	2.1697	2.0881	4.1575	4.2557	2.2536	25.6481			
	S	210.382	205.506	200.395	203.003	209.956	209.916	195.460	204.824	204.226			
76	T	2.2433	4.1864	4.3273	2.1783	2.0941	4.1359	4.2157	2.2483	25.6293			
	S	211.235	204.558	199.316	202.201	209.354	211.013	197.314	205.307	204.375			

Event: Firestone 600
Track: Texas Motor Speedway
Report: Section Data Report
Session: Race

Round 8
1.455 mile(s)
Verizon INDYCAR Series
June 7, 2014



Section Data for Car 28 - Hunter-Reay, Ryan

Lap	T/S	SF to T1	T1 to SS1	SS1 to T2	T2 to BS	BS to T3	T3 to SS2	SS2 to T4	T4 to SF	Lap	PI to PO	PO to SF	SF to PI
77	T	2.2352	4.2136	4.3367	2.1785	2.0921	4.2232	4.3056	2.2593	25.8442			
	S	212.001	203.238	198.884	202.182	209.555	206.651	193.194	204.307	202.676			
78	T	2.2453	4.1812	4.3497	2.1873	2.1000	4.1729	4.2646	2.2557	25.7567			
	S	211.047	204.813	198.290	201.369	208.766	209.142	195.052	204.633	203.365			
79	T	2.2479	4.1609	4.3550	2.1919	2.1035	4.1904	4.3012	2.2712	25.8220			
	S	210.803	205.812	198.048	200.946	208.419	208.268	193.392	203.237	202.850			
80	T	2.2587	4.2412	4.3433	2.1815	2.0939	4.2287	4.3503	2.2692	25.9668			
	S	209.795	201.915	198.582	201.904	209.374	206.382	191.209	203.416	201.719			
81	T	2.2490	4.2863	4.4065	2.2023	2.1141	4.2249	4.3281	2.2704	26.0816			
	S	210.700	199.791	195.734	199.998	207.374	206.568	192.190	203.308	200.831			
82	T	2.2603	4.1924	4.4483	2.2262	2.1258	4.2751	4.3319	2.2727	26.1327			
	S	209.646	204.266	193.894	197.850	206.233	204.142	192.022	203.102	200.439			
83	T	2.2625	4.2303	4.4437	2.2262	2.1231	4.1925	4.3279	2.2761	26.0823			
	S	209.442	202.436	194.095	197.850	206.495	208.164	192.199	202.799	200.826			
84	T	2.2647	4.1975	4.3974	2.2011	2.1045	4.2148	4.3131	2.2748	25.9679			
	S	209.239	204.018	196.139	200.107	208.320	207.063	192.859	202.915	201.711			
85	T	2.2569	4.1990	4.3932	2.2136	2.1149	4.2646	4.3312	2.2866	26.0600			
	S	209.962	203.945	196.326	198.977	207.295	204.645	192.053	201.868	200.998			
86	T	2.2719	4.2751	4.4163	2.2275	2.1378	4.3075	4.3608	2.3006	26.2975			
	S	208.576	200.314	195.299	197.735	205.075	202.606	190.749	200.639	199.182			
87	T	2.2930	4.3749	4.4738	2.2364	2.1412	4.4180	4.5322	2.3612	26.8307			
	S	206.657	195.745	192.789	196.948	204.749	197.539	183.535	195.490	195.224			
88	T	2.3229	4.3315	4.5973	2.3428	2.6170	6.4409			52.8077	29.5247		31.0062
	S	203.997	197.706	187.610	188.003	167.524	135.498			99.190	30.437		150.982
89	T			5.6713	2.6079	2.3955	4.4194	4.4252	2.3349	37.6696		29.9464	
	S			152.082	168.892	183.014	197.476	187.973	197.692	139.051		155.801	
90	T	2.3098	4.2283	4.2906	2.1299	2.0611	4.1013	4.1676	2.2102	25.4988			
	S	205.154	202.531	201.021	206.796	212.706	212.793	199.592	208.846	205.421			
91	T	2.2312	4.1437	4.2529	2.1401	2.0714	4.0619	4.1368	2.2088	25.2468			
	S	212.381	206.666	202.803	205.810	211.649	214.857	201.078	208.978	207.472			
92	T	2.2164	4.1168	4.1902	2.1155	2.0458	4.0838	4.1563	2.2017	25.1265			
	S	213.799	208.017	205.837	208.204	214.297	213.705	200.134	209.652	208.465			
93	T	2.2069	4.0860	4.2114	2.1296	2.0614	4.0240	4.1175	2.2044	25.0412			
	S	214.719	209.585	204.801	206.825	212.675	216.881	202.020	209.395	209.175			
94	T	2.2198	4.0897	4.1478	2.1193	2.0543	4.0243	4.1263	2.2073	24.9888			
	S	213.471	209.395	207.942	207.830	213.410	216.864	201.589	209.120	209.614			
95	T	2.2177	4.0735	4.1609	2.1284	2.0588	4.0395	4.1282	2.2039	25.0109			
	S	213.673	210.228	207.287	206.942	212.944	216.048	201.497	209.443	209.429			

Event: Firestone 600
 Track: Texas Motor Speedway
 Report: Section Data Report
 Session: Race

Round 8
 1.455 mile(s)
 Verizon INDYCAR Series
 June 7, 2014



Section Data for Car 28 - Hunter-Reay, Ryan

Lap	T/S	SF to T1	T1 to SS1	SS1 to T2	T2 to BS	BS to T3	T3 to SS2	SS2 to T4	T4 to SF	Lap	PI to PO	PO to SF	SF to PI
96	T	2.2190	4.1043	4.1907	2.1357	2.0620	4.1143	4.2449	2.2384	25.3093			
	S	213.548	208.650	205.813	206.234	212.614	212.120	195.957	206.215	206.959			
97	T	2.2286	4.1085	4.2453	2.1424	2.0684	4.1028	4.1638	2.2191	25.2789			
	S	212.628	208.437	203.166	205.589	211.956	212.715	199.774	208.008	207.208			
98	T	2.2203	4.1069	4.1738	2.1107	2.0392	4.1210	4.2786	2.2741	25.3246			
	S	213.423	208.518	206.646	208.677	214.991	211.776	194.414	202.977	206.834			
99	T	2.2717	4.1826	4.3039	2.1730	2.0920	4.0728	4.1515	2.2218	25.4693			
	S	208.594	204.744	200.400	202.694	209.565	214.282	200.366	207.755	205.659			
100	T	2.2367	4.1609	4.2480	2.1588	2.0848	4.0678	4.1496	2.2204	25.3270			
	S	211.858	205.812	203.037	204.027	210.288	214.545	200.457	207.886	206.815			
101	T	2.2316	4.1513	4.2079	2.1266	2.0574	4.0388	4.1294	2.2113	25.1543			
	S	212.343	206.288	204.972	207.117	213.089	216.086	201.438	208.742	208.235			
102	T	2.2244	4.1177	4.1758	2.1143	2.0473	4.0533	4.1313	2.2120	25.0761			
	S	213.030	207.971	206.547	208.322	214.140	215.313	201.345	208.676	208.884			
103	T	2.2219	4.1237	4.1891	2.1192	2.0517	4.0560	4.1387	2.2115	25.1118			
	S	213.270	207.669	205.891	207.840	213.681	215.169	200.985	208.723	208.587			
104	T	2.2196	4.1316	4.2219	2.1368	2.0650	4.0702	4.1658	2.2192	25.2301			
	S	213.491	207.272	204.292	206.128	212.305	214.419	199.678	207.999	207.609			
105	T	2.2296	4.1428	4.2263	2.1382	2.0640	4.0623	4.1737	2.2276	25.2645			
	S	212.533	206.711	204.079	205.993	212.408	214.836	199.300	207.214	207.326			
106	T	2.2362	4.1414	4.2569	2.1643	2.0839	4.0960	4.1883	2.2343	25.4013			
	S	211.906	206.781	202.612	203.509	210.379	213.068	198.605	206.593	206.210			
107	T	2.2400	4.1399	4.2834	2.1496	2.0792	4.1173	4.1937	2.2316	25.4347			
	S	211.546	206.856	201.359	204.901	210.855	211.966	198.349	206.843	205.939			
108	T	2.2369	4.1441	4.2625	2.1617	2.0829	4.0856	4.2220	2.2396	25.4353			
	S	211.839	206.646	202.346	203.754	210.480	213.611	197.020	206.104	205.934			
109	T	2.2476	4.1557	4.2941	2.1907	2.1048	4.1349	4.2196	2.2456	25.5930			
	S	210.831	206.070	200.857	201.057	208.290	211.064	197.132	205.553	204.665			
110	T	2.2486	4.1595	4.2624	2.1421	2.0684	4.0841	4.1990	2.2364	25.4005			
	S	210.737	205.881	202.351	205.618	211.956	213.689	198.099	206.399	206.216			
111	T	2.2387	4.1527	4.2358	2.1482	2.0721	4.2099	4.2949	2.2693	25.6216			
	S	211.669	206.219	203.622	205.034	211.577	207.304	193.676	203.407	204.437			
112	T	2.2728	4.2174	4.3314	2.1734	2.0969	4.1864	4.3108	2.2807	25.8698			
	S	208.493	203.055	199.127	202.657	209.075	208.467	192.961	202.390	202.475			
113	T	2.2815	4.2195	4.3775	2.2015	2.1062	4.2494	4.3235	2.2522	26.0113			
	S	207.698	202.954	197.030	200.070	208.152	205.377	192.395	204.951	201.374			
114	T	2.2511	4.1863	4.3192	2.1636	2.0764	4.1095	4.2246	2.2368	25.5675			
	S	210.503	204.563	199.690	203.575	211.139	212.368	196.899	206.362	204.869			

Event: Firestone 600
Track: Texas Motor Speedway
Report: Section Data Report
Session: Race

Round 8
1.455 mile(s)
Verizon INDYCAR Series
June 7, 2014



Section Data for Car 28 - Hunter-Reay, Ryan

Lap	T/S	SF to T1	T1 to SS1	SS1 to T2	T2 to BS	BS to T3	T3 to SS2	SS2 to T4	T4 to SF	Lap	PI to PO	PO to SF	SF to PI
115	T	2.2306	4.1607	4.3258	2.1772	2.0922	4.1191	4.2084	2.2397	25.5537			
	S	212.438	205.822	199.385	202.303	209.545	211.873	197.657	206.095	204.980			
116	T	2.2361	4.1660	4.3292	2.1656	2.0909	4.2227	4.3411	2.2639	25.8155			
	S	211.915	205.560	199.228	203.387	209.675	206.675	191.615	203.892	202.901			
117	T	2.2400	4.1752	4.3702	2.1864	2.0967	4.1881	4.2698	2.2304	25.7568			
	S	211.546	205.107	197.359	201.452	209.095	208.383	194.814	206.954	203.364			
118	T	2.2195	4.1577	4.4316	2.2105	2.2088	4.4237	4.4867	2.3287	26.4672			
	S	213.500	205.971	194.625	199.256	198.483	197.284	185.396	198.218	197.905			
119	T	2.2747	4.1994	4.4285	2.2218	2.1172	4.2488	4.3903	2.2783	26.1590			
	S	208.319	203.925	194.761	198.242	207.070	205.406	189.467	202.603	200.237			
120	T	2.2622	4.5335	5.0707	2.9828	3.3788	8.2915	11.7913	4.3928	42.7036			
	S	209.470	188.897	170.095	147.665	129.753	105.256	70.545	105.079	122.659			
121	T	3.9658	7.4146	6.7800	3.4157	3.6497	7.9071	9.0465	3.7092	45.8886			
	S	119.488	115.497	127.212	128.950	120.122	110.373	91.949	124.445	114.146			
122	T	3.3407	5.8681	5.8994	2.8100	2.6850	6.0693	6.5800	3.1271	36.3796			
	S	141.846	145.935	146.201	156.745	163.281	143.794	126.416	147.610	143.982			
123	T	2.8837	5.9174	8.5900	6.1468	5.2533	11.8716	15.4618	5.4932	61.6178			
	S	164.325	144.720	100.407	71.656	83.454	73.514	53.798	84.030	85.008			
124	T	5.0458	11.8524	10.5162	5.3329	4.8422	10.0309	13.1453	5.5478	66.3135			
	S	93.912	72.252	82.016	82.592	90.539	87.004	63.279	83.203	78.988			
125	T	5.6337	10.2044	9.8870	5.2683	5.1547	10.1614	12.2932	4.9560	63.5587			
	S	84.112	83.921	87.236	83.605	85.050	85.887	67.665	93.138	82.412			
126	T	5.5328	10.7451	9.0371	4.1504	3.8458	8.7614			76.6099	28.1908		56.1344
	S	85.646	79.698	95.440	106.123	113.997	99.610			68.372	31.877		83.396
127	T			6.9245	2.9844	3.0203	8.0255	11.7521	4.9713	54.6361		46.9208	
	S			124.558	147.586	145.154	108.744	70.780	92.851	95.871		99.437	
128	T	4.8660	9.1653	11.6226	5.9551	5.6912	11.3312	12.3682	6.4399	67.4395			
	S	97.383	93.435	74.209	73.963	77.033	77.020	67.255	71.677	77.670			
129	T	6.0561	9.7469	9.4430	5.4889	5.7259	12.4254	15.4890	6.7418	71.1170			
	S	78.246	87.860	91.337	80.245	76.566	70.237	53.704	68.467	73.653			
130	T	5.3355	10.2652	9.5815	4.4242	4.5045	10.5414	11.0609	5.4892	61.2024			
	S	88.813	83.424	90.017	99.556	97.327	82.790	75.203	84.091	85.585			
131	T	5.4320	9.7063	9.3571	4.9322	5.0785	11.0377	11.2644	4.9972	61.8054			
	S	87.236	88.228	92.176	89.302	86.326	79.068	73.845	92.370	84.750			
132	T	6.5115	10.9252	10.7976	5.1103	5.1289	10.5372	10.3877	5.4095	64.8079			
	S	72.773	78.384	79.879	86.190	85.478	82.823	80.077	85.330	80.823			
133	T	5.1999	10.8166	10.5996	5.4884	5.1788	9.8456	9.9590	5.0730	62.1609			
	S	91.129	79.171	81.371	80.252	84.655	88.641	83.524	90.990	84.265			

Event: Firestone 600
 Track: Texas Motor Speedway
 Report: Section Data Report
 Session: Race

Round 8
 1.455 mile(s)
 Verizon INDYCAR Series
 June 7, 2014



Section Data for Car 28 - Hunter-Reay, Ryan

Lap	T/S	SF to T1	T1 to SS1	SS1 to T2	T2 to BS	BS to T3	T3 to SS2	SS2 to T4	T4 to SF	Lap	PI to PO	PO to SF	SF to PI
134	T	5.3072	9.5550	9.3367	4.4178	3.9147	7.6255	6.9461	2.7681	49.8711			
	S	89.287	89.625	92.377	99.700	111.990	114.449	119.753	166.754	105.031			
135	T	2.5783	4.5525	4.2897	2.1375	2.0568	4.0936	4.1309	2.1955	26.0348			
	S	183.789	188.108	201.063	206.061	213.151	213.193	201.365	210.244	201.192			
136	T	2.2029	4.1284	4.2348	2.2218	2.2861	5.4409			498.1909			29.2763
	S	215.109	207.432	203.670	198.242	191.772	160.401			10.514			159.903

Event: Firestone 600
Track: Texas Motor Speedway
Report: Section Data Report
Session: Race

Round 8
1.455 mile(s)
Verizon INDYCAR Series
June 7, 2014



Section Data for Car 3 - Castroneves, Helio

Lap	T/S	SF to T1	T1 to SS1	SS1 to T2	T2 to BS	BS to T3	T3 to SS2	SS2 to T4	T4 to SF	Lap	PI to PO	PO to SF	SF to PI
1	T	2.7294	4.8840	4.5110	2.1760	2.0758	4.2228	4.1771	2.1738	26.9499		85.6349	
	S	173.615	175.341	191.199	202.415	211.200	206.670	199.138	212.343	194.361		54.483	
2	T	2.1742	4.0259	4.1726	2.0819	1.9905	4.1524	4.1523	2.1901	24.9399			
	S	217.949	212.714	206.706	211.564	220.251	210.174	200.327	210.762	210.025			
3	T	2.2331	4.1588	4.1781	2.1084	2.0207	4.1912	4.1870	2.1898	25.2671			
	S	212.200	205.916	206.434	208.905	216.959	208.228	198.667	210.791	207.305			
4	T	2.1739	4.3153	4.3591	2.1445	2.0536	4.1311	4.1668	2.1990	25.5433			
	S	217.979	198.448	197.862	205.388	213.483	211.258	199.630	209.909	205.064			
5	T	2.1987	4.0634	4.2060	2.1271	2.0412	4.4165	5.3240	3.1928	27.5697			
	S	215.520	210.751	205.064	207.068	214.780	197.606	156.239	144.572	189.991			
6	T	3.4661	6.8017	9.3034	6.8016	6.9855	10.9286	10.7333	5.7771	60.7973			
	S	136.714	125.904	92.708	64.757	62.760	79.857	77.499	79.900	86.155			
7	T	5.5117	10.0036	10.6389	5.9836	5.0509	10.1120	10.2131	5.5338	63.0476			
	S	85.974	85.606	81.070	73.610	86.798	86.306	81.446	83.413	83.080			
8	T	5.2983	9.9055	10.1380	5.1951	4.6762	7.9960	7.9021	4.2905	55.4017			
	S	89.437	86.453	85.076	84.783	93.753	109.145	105.265	107.584	94.546			
9	T	4.5514	8.6663	9.4176	5.0497	4.8593	9.4845	9.1588	5.0028	56.1904			
	S	104.114	98.815	91.584	87.224	90.221	92.016	90.822	92.267	93.219			
10	T	4.9607	9.2427	8.9384	4.6642	4.8534	8.4690	8.3817	4.7605	54.2706			
	S	95.524	92.653	96.494	94.433	90.330	103.050	99.242	96.963	96.516			
11	T	5.2773	7.7308	9.8613	3.9619	3.2853	7.2933	6.6310	2.7763	46.8172			
	S	89.793	110.773	87.463	111.173	133.446	119.662	125.444	166.261	111.882			
12	T	2.6020	4.4637	4.3135	2.1284	2.0358	4.2059	4.2074	2.1747	26.1314			
	S	182.115	191.851	199.954	206.942	215.350	207.501	197.704	212.255	200.449			
13	T	2.1676	4.0560	4.2863	2.1517	2.0549	4.2885	4.2592	2.2149	25.4791			
	S	218.612	211.135	201.222	204.701	213.348	203.504	195.299	208.403	205.580			
14	T	2.1940	4.0473	4.2643	2.1594	2.0621	4.1417	4.1896	2.2087	25.2671			
	S	215.982	211.589	202.261	203.971	212.603	210.717	198.544	208.988	207.305			
15	T	2.1983	4.1131	4.2079	2.1381	2.0525	4.0987	4.1859	2.2203	25.2148			
	S	215.559	208.204	204.972	206.003	213.598	212.928	198.719	207.896	207.735			
16	T	2.2069	4.1022	4.2370	2.1475	2.0586	4.2351	4.2683	2.2354	25.4910			
	S	214.719	208.757	203.564	205.101	212.965	206.070	194.883	206.491	205.484			
17	T	2.2216	4.1236	4.2879	2.1437	2.0612	4.2829	4.2678	2.2495	25.6382			
	S	213.298	207.674	201.147	205.465	212.696	203.770	194.906	205.197	204.305			
18	T	2.2374	4.1204	4.2981	2.1809	2.0844	4.1450	4.1964	2.2235	25.4861			
	S	211.792	207.835	200.670	201.960	210.329	210.549	198.222	207.597	205.524			
19	T	2.2146	4.0701	4.2395	2.1513	2.0625	4.0992	4.1830	2.2149	25.2351			
	S	213.973	210.404	203.444	204.739	212.562	212.902	198.857	208.403	207.568			

Event: Firestone 600
Track: Texas Motor Speedway
Report: Section Data Report
Session: Race

Round 8
1.455 mile(s)
Verizon INDYCAR Series
June 7, 2014



Section Data for Car 3 - Castroneves, Helio

Lap	T/S	SF to T1	T1 to SS1	SS1 to T2	T2 to BS	BS to T3	T3 to SS2	SS2 to T4	T4 to SF	Lap	PI to PO	PO to SF	SF to PI
20	T	2.2125	4.1177	4.2502	2.1216	2.0441	4.2579	4.3026	2.2656	25.5722			
	S	214.176	207.971	202.932	207.605	214.475	204.967	193.329	203.739	204.832			
21	T	2.2546	4.1435	4.3103	2.1786	2.0956	4.1472	4.2432	2.2416	25.6146			
	S	210.176	206.676	200.102	202.173	209.205	210.438	196.036	205.920	204.493			
22	T	2.2376	4.0808	4.3098	2.1746	2.0823	4.1111	4.2303	2.2364	25.4629			
	S	211.773	209.852	200.125	202.545	210.541	212.286	196.633	206.399	205.711			
23	T	2.2392	4.1096	4.3437	2.1898	2.0900	4.1621	4.2283	2.2349	25.5976			
	S	211.622	208.381	198.563	201.139	209.765	209.684	196.726	206.538	204.629			
24	T	2.2362	4.0887	4.3821	2.2016	2.1024	4.1350	4.2731	2.2592	25.6783			
	S	211.906	209.446	196.823	200.061	208.528	211.059	194.664	204.316	203.985			
25	T	2.2542	4.1303	4.3931	2.2100	2.1098	4.1532	4.2596	2.2479	25.7581			
	S	210.214	207.337	196.331	199.301	207.797	210.134	195.281	205.343	203.354			
26	T	2.2409	4.1199	4.3275	2.1735	2.0781	4.1214	4.2892	2.2504	25.6009			
	S	211.461	207.860	199.307	202.648	210.966	211.755	193.933	205.115	204.602			
27	T	2.2380	4.1105	4.3956	2.2148	2.1084	4.1458	4.2668	2.2518	25.7317			
	S	211.735	208.336	196.219	198.869	207.934	210.509	194.951	204.988	203.562			
28	T	2.2471	4.1476	4.3145	2.1479	2.0635	4.2104	4.2642	2.2163	25.6115			
	S	210.878	206.472	199.907	205.063	212.459	207.279	195.070	208.271	204.518			
29	T	2.2105	4.1092	4.3222	2.1519	2.0624	4.2132	4.2727	2.2151	25.5572			
	S	214.369	208.402	199.551	204.682	212.572	207.141	194.682	208.384	204.952			
30	T	2.2174	4.1298	4.3471	2.1639	2.0760	4.1391	4.2674	2.2555	25.5962			
	S	213.702	207.362	198.408	203.547	211.180	210.850	194.924	204.651	204.640			
31	T	2.2470	4.1430	4.3388	2.1913	2.0950	4.1558	4.2447	2.2464	25.6620			
	S	210.887	206.701	198.788	201.001	209.264	210.002	195.966	205.480	204.115			
32	T	2.2456	4.1506	4.3406	2.1866	2.0891	4.2756	4.3259	2.2449	25.8589			
	S	211.019	206.323	198.705	201.434	209.855	204.118	192.288	205.618	202.561			
33	T	2.2391	4.1813	4.3563	2.1649	2.0757	4.2048	4.5269	2.3364	26.0854			
	S	211.631	204.808	197.989	203.453	211.210	207.555	183.750	197.565	200.802			
34	T	2.3107	4.2234	4.3906	2.1837	2.0868	4.2806	4.3506	2.2468	26.0732			
	S	205.074	202.766	196.442	201.701	210.087	203.880	191.196	205.444	200.896			
35	T	2.2368	4.1983	4.4038	2.1727	2.0787	4.3004	4.3574	2.2533	26.0014			
	S	211.849	203.979	195.854	202.722	210.905	202.941	190.898	204.851	201.451			
36	T	2.2472	4.2276	4.3913	2.1751	2.0788	4.3427	4.5160	2.3329	26.3116			
	S	210.868	202.565	196.411	202.499	210.895	200.964	184.194	197.861	199.076			
37	T	2.3080	4.2919	4.5045	2.2369	2.1195	4.3170	4.3346	2.2464	26.3588			
	S	205.314	199.530	191.475	196.904	206.846	202.161	191.902	205.480	198.719			
38	T	2.2422	4.1981	4.4168	2.1825	2.0822	4.3226	4.3360	2.2418	26.0222			
	S	211.339	203.988	195.277	201.812	210.551	201.899	191.840	205.902	201.290			

Event: Firestone 600
Track: Texas Motor Speedway
Report: Section Data Report
Session: Race

Round 8
1.455 mile(s)
Verizon INDYCAR Series
June 7, 2014



Section Data for Car 3 - Castroneves, Helio

Lap	T/S	SF to T1	T1 to SS1	SS1 to T2	T2 to BS	BS to T3	T3 to SS2	SS2 to T4	T4 to SF	Lap	PI to PO	PO to SF	SF to PI
39	T	2.2342	4.1516	4.5377	2.2630	2.1473	4.3641	4.4211	2.2761	26.3951			
	S	212.095	206.273	190.074	194.633	204.168	199.979	188.147	202.799	198.446			
40	T	2.2630	4.2573	4.4479	2.1947	2.0986	4.3636	4.4424	2.2888	26.3563			
	S	209.396	201.152	193.912	200.690	208.906	200.002	187.245	201.674	198.738			
41	T	2.2663	4.2684	4.6125	2.2705	2.1475	4.2754	4.3922	2.2860	26.5188			
	S	209.091	200.629	186.992	193.990	204.149	204.128	189.385	201.921	197.520			
42	T	2.2709	4.2052	4.5907	2.3011	2.1724	4.2335	4.3877	2.2952	26.4567			
	S	208.668	203.644	187.880	191.410	201.809	206.148	189.580	201.111	197.984			
43	T	2.2786	4.1936	4.4852	2.2458	2.1319	4.2944	4.4682	2.3271	26.4248			
	S	207.963	204.207	192.299	196.124	205.642	203.224	186.164	198.355	198.223			
44	T	2.3025	4.2250	4.4485	2.2340	2.1249	4.2132	4.4004	2.2995	26.2480			
	S	205.804	202.690	193.886	197.160	206.320	207.141	189.032	200.735	199.558			
45	T	2.2866	4.2006	4.3605	2.1991	2.0970	4.2050	4.3684	2.2880	26.0052			
	S	207.235	203.867	197.798	200.289	209.065	207.545	190.417	201.744	201.421			
46	T	2.2688	4.1657	4.4459	2.2354	2.1259	4.3193	4.4953	2.3409	26.3972			
	S	208.861	205.575	193.999	197.036	206.223	202.053	185.042	197.185	198.430			
47	T	2.3149	4.2235	4.4327	2.2257	2.1218	4.2262	4.3724	2.2897	26.2069			
	S	204.702	202.762	194.577	197.895	206.621	206.504	190.243	201.594	199.871			
48	T	2.2731	4.2209	4.5614	2.2745	2.1542	4.2850	4.3959	2.2977	26.4627			
	S	208.466	202.887	189.087	193.649	203.514	203.670	189.226	200.893	197.939			
49	T	2.2833	4.2270	4.5358	2.2608	2.1464	4.3432	4.4065	2.2988	26.5018			
	S	207.535	202.594	190.154	194.822	204.253	200.941	188.771	200.796	197.647			
50	T	2.2749	4.2105	4.6719	2.3113	2.1806	4.3604	4.4603	2.3210	26.7909			
	S	208.301	203.388	184.614	190.566	201.050	200.148	186.494	198.876	195.514			
51	T	2.2946	4.2377	4.5293	2.2626	2.1450	4.3224	4.4444	2.3179	26.5539			
	S	206.513	202.082	190.427	194.667	204.387	201.908	187.161	199.142	197.259			
52	T	2.2871	4.2791	4.7094	2.3576	2.3827	6.1404			37.1895	27.8223		29.7581
	S	207.190	200.127	183.144	186.823	183.997	142.129			140.846	32.299		157.314
53	T			5.8837	2.6513	2.4334	4.4599	4.2812	2.2599	50.8456		30.4547	
	S			146.591	166.128	180.163	195.683	194.296	204.253	103.018		153.201	
54	T	2.2492	4.0923	4.0723	2.0873	2.0239	3.9714	4.0572	2.1658	24.7194			
	S	210.681	209.262	211.797	211.016	216.616	219.753	205.023	213.127	211.898			
55	T	2.1770	4.0755	4.3470	2.2981	2.1915	4.1540	4.1451	2.2048	25.5930			
	S	217.668	210.125	198.413	191.660	200.050	210.093	200.675	209.357	204.665			
56	T	2.2005	4.0807	4.1710	2.1024	2.0365	4.0698	4.1555	2.1970	25.0134			
	S	215.344	209.857	206.785	209.501	215.276	214.440	200.173	210.101	209.408			
57	T	2.2088	4.0282	4.0694	2.0968	2.0315	3.9888	4.0874	2.1951	24.7060			
	S	214.534	212.592	211.948	210.060	215.806	218.794	203.508	210.282	212.013			

Event: Firestone 600
 Track: Texas Motor Speedway
 Report: Section Data Report
 Session: Race

Round 8
 1.455 mile(s)
 Verizon INDYCAR Series
 June 7, 2014



Section Data for Car 3 - Castroneves, Helio

Lap	T/S	SF to T1	T1 to SS1	SS1 to T2	T2 to BS	BS to T3	T3 to SS2	SS2 to T4	T4 to SF	Lap	PI to PO	PO to SF	SF to PI
58	T	2.2039	4.0293	4.0679	2.0931	2.0301	3.9857	4.0802	2.1917	24.6819			
	S	215.011	212.534	212.026	210.432	215.954	218.965	203.867	210.609	212.220			
59	T	2.2008	4.0316	4.0928	2.1006	2.0364	3.9893	4.0880	2.1957	24.7352			
	S	215.314	212.413	210.736	209.680	215.286	218.767	203.478	210.225	211.763			
60	T	2.2102	4.0458	4.1084	2.1079	2.0382	3.9890	4.1054	2.2018	24.8067			
	S	214.399	211.667	209.936	208.954	215.096	218.783	202.616	209.643	211.153			
61	T	2.2109	4.0441	4.1171	2.1194	2.0465	4.0080	4.1060	2.1998	24.8518			
	S	214.331	211.756	209.492	207.820	214.224	217.746	202.586	209.833	210.769			
62	T	2.2063	4.0608	4.1835	2.1290	2.0520	4.0216	4.1542	2.2063	25.0137			
	S	214.778	210.885	206.167	206.883	213.650	217.010	200.235	209.215	209.405			
63	T	2.2065	4.0956	4.2756	2.1535	2.0651	4.1273	4.2099	2.2220	25.3555			
	S	214.758	209.094	201.726	204.530	212.294	211.452	197.586	207.737	206.582			
64	T	2.2239	4.0610	4.2037	2.1420	2.0617	4.0239	4.1391	2.2157	25.0710			
	S	213.078	210.875	205.176	205.628	212.644	216.886	200.966	208.327	208.927			
65	T	2.2209	4.0637	4.1830	2.1369	2.0584	4.0160	4.1338	2.2083	25.0210			
	S	213.366	210.735	206.192	206.118	212.985	217.313	201.224	209.025	209.344			
66	T	2.2139	4.0709	4.2330	2.1572	2.0715	4.0625	4.1538	2.2201	25.1829			
	S	214.040	210.362	203.756	204.179	211.638	214.825	200.255	207.914	207.998			
67	T	2.2158	4.0697	4.2958	2.1773	2.0774	4.2141	4.2751	2.2230	25.5482			
	S	213.857	210.424	200.778	202.294	211.037	207.097	194.573	207.643	205.024			
68	T	2.2123	4.1602	4.3569	2.1803	2.0878	4.0649	4.1718	2.2291	25.4633			
	S	214.195	205.847	197.962	202.016	209.986	214.698	199.391	207.075	205.708			
69	T	2.2370	4.0951	4.2866	2.1786	2.0883	4.0737	4.1562	2.2234	25.3389			
	S	211.830	209.119	201.208	202.173	209.936	214.235	200.139	207.606	206.718			
70	T	2.2282	4.1041	4.2574	2.1657	2.0795	4.0708	4.1582	2.2188	25.2827			
	S	212.667	208.661	202.588	203.377	210.824	214.387	200.043	208.036	207.177			
71	T	2.2181	4.0675	4.2443	2.1644	2.0776	4.0528	4.1646	2.2192	25.2085			
	S	213.635	210.538	203.214	203.500	211.017	215.339	199.735	207.999	207.787			
72	T	2.2242	4.0876	4.2771	2.1715	2.0820	4.0520	4.2299	2.2424	25.3667			
	S	213.049	209.503	201.655	202.834	210.571	215.382	196.652	205.847	206.491			
73	T	2.2335	4.1007	4.3271	2.1842	2.0888	4.0789	4.1964	2.2259	25.4355			
	S	212.162	208.834	199.325	201.655	209.886	213.961	198.222	207.373	205.933			
74	T	2.2276	4.0853	4.3058	2.1795	2.0861	4.1009	4.2648	2.2506	25.5006			
	S	212.724	209.621	200.311	202.090	210.157	212.814	195.043	205.097	205.407			
75	T	2.2378	4.1037	4.2915	2.1689	2.0793	4.1044	4.3059	2.2643	25.5558			
	S	211.754	208.681	200.979	203.077	210.845	212.632	193.181	203.856	204.963			
76	T	2.2543	4.1191	4.3888	2.2074	2.1041	4.1511	4.2627	2.2536	25.7411			
	S	210.204	207.901	196.523	199.535	208.359	210.240	195.139	204.824	203.488			

Event: Firestone 600
Track: Texas Motor Speedway
Report: Section Data Report
Session: Race

Round 8
1.455 mile(s)
Verizon INDYCAR Series
June 7, 2014



Section Data for Car 3 - Castroneves, Helio

Lap	T/S	SF to T1	T1 to SS1	SS1 to T2	T2 to BS	BS to T3	T3 to SS2	SS2 to T4	T4 to SF	Lap	PI to PO	PO to SF	SF to PI
77	T	2.2450	4.1127	4.3097	2.1746	2.0851	4.1237	4.2485	2.2458	25.5451			
	S	211.075	208.224	200.130	202.545	210.258	211.637	195.791	205.535	205.049			
78	T	2.2304	4.0925	4.4210	2.2352	2.1227	4.1996	4.3244	2.2884	25.9142			
	S	212.457	209.252	195.092	197.054	206.534	207.812	192.355	201.709	202.129			
79	T	2.2805	4.2880	4.5520	2.2573	2.1383	4.1454	4.2396	2.2471	26.1482			
	S	207.789	199.712	189.477	195.125	205.027	210.529	196.202	205.416	200.320			
80	T	2.2374	4.1207	4.3960	2.2101	2.1056	4.1332	4.2526	2.2458	25.7014			
	S	211.792	207.820	196.201	199.292	208.211	211.151	195.602	205.535	203.802			
81	T	2.2343	4.1174	4.3757	2.2082	2.0997	4.1806	4.3194	2.2614	25.7967			
	S	212.086	207.987	197.111	199.463	208.796	208.756	192.577	204.117	203.049			
82	T	2.2407	4.1124	4.5067	2.2594	2.1368	4.3304	4.3683	2.2509	26.2056			
	S	211.480	208.239	191.382	194.943	205.171	201.535	190.421	205.069	199.881			
83	T	2.2401	4.1844	4.3475	2.1547	2.0623	4.2580	4.3214	2.2301	25.7985			
	S	211.537	204.656	198.390	204.416	212.583	204.962	192.488	206.982	203.035			
84	T	2.2248	4.1544	4.3659	2.1642	2.0673	4.2548	4.3115	2.2361	25.7790			
	S	212.992	206.134	197.554	203.518	212.068	205.116	192.930	206.427	203.189			
85	T	2.2222	4.1591	4.3898	2.1808	2.0891	4.2954	4.3550	2.2533	25.9447			
	S	213.241	205.901	196.478	201.969	209.855	203.177	191.003	204.851	201.891			
86	T	2.2401	4.1612	4.4912	2.2207	2.1093	4.3224	4.3934	2.2711	26.2094			
	S	211.537	205.797	192.042	198.340	207.846	201.908	189.334	203.246	199.852			
87	T	2.2581	4.2090	4.4763	2.2191	2.1161	4.3213	4.3898	2.3012	26.2909			
	S	209.851	203.460	192.681	198.483	207.178	201.959	189.489	200.587	199.232			
88	T	2.2793	4.1584	4.4757	2.2567	2.1443	4.1889	4.3485	2.3066	26.1584			
	S	207.899	205.936	192.707	195.176	204.453	208.343	191.289	200.117	200.242			
89	T	2.2826	4.1744	4.4368	2.2426	2.1303	4.3414	4.4580	2.3011	26.3672			
	S	207.598	205.147	194.397	196.404	205.797	201.024	186.590	200.596	198.656			
90	T	2.2697	4.3149	4.5885	2.2667	2.1455	4.4299	4.5149	2.3166	26.8467			
	S	208.778	198.467	187.970	194.315	204.339	197.008	184.238	199.254	195.108			
91	T	2.2785	4.2374	4.5676	2.2881	2.1637	4.3091	4.4294	2.3298	26.6036			
	S	207.972	202.096	188.830	192.498	202.620	202.531	187.795	198.125	196.891			
92	T	2.2991	4.3074	4.5551	2.2570	2.1462	4.4395	4.4962	2.3062	26.8067			
	S	206.108	198.812	189.348	195.150	204.272	196.582	185.005	200.152	195.399			
93	T	2.2755	4.2832	4.5697	2.2634	2.1495	4.4221	4.4876	2.3104	26.7614			
	S	208.246	199.935	188.743	194.599	203.959	197.356	185.359	199.788	195.730			
94	T	2.2857	4.2905	4.5769	2.2709	2.1528	4.4211	4.4684	2.2973	26.7636			
	S	207.317	199.595	188.446	193.956	203.646	197.400	186.156	200.928	195.714			
95	T	2.2712	4.2667	4.5224	2.2475	2.1388	4.4301	4.5316	2.3233	26.7316			
	S	208.640	200.709	190.717	195.975	204.979	196.999	183.559	198.679	195.948			

Event: Firestone 600
Track: Texas Motor Speedway
Report: Section Data Report
Session: Race

Round 8
1.455 mile(s)
Verizon INDYCAR Series
June 7, 2014



Section Data for Car 3 - Castroneves, Helio

Lap	T/S	SF to T1	T1 to SS1	SS1 to T2	T2 to BS	BS to T3	T3 to SS2	SS2 to T4	T4 to SF	Lap	PI to PO	PO to SF	SF to PI
96	T	2.2937	4.3186	4.6445	2.3023	2.4054	6.1742			37.7149	28.8028		30.2938
	S	206.594	198.297	185.704	191.311	182.260	141.351			138.884	31.200		154.532
97	T			5.7342	2.6060	2.4129	4.4237	4.2443	2.2185	51.4301		30.0484	
	S			150.413	169.016	181.694	197.284	195.985	208.064	101.847		155.272	
98	T	2.2051	4.1582	4.2790	2.1211	2.0382	4.1269	4.1995	2.2159	25.3439			
	S	214.894	205.946	201.566	207.654	215.096	211.473	198.076	208.309	206.677			
99	T	2.2191	4.0377	4.0658	2.0914	2.0285	3.9838	4.0743	2.1903	24.6909			
	S	213.539	212.092	212.135	210.603	216.125	219.069	204.162	210.743	212.143			
100	T	2.2004	4.0233	4.0540	2.0910	2.0293	3.9771	4.0784	2.1938	24.6473			
	S	215.353	212.851	212.753	210.643	216.040	219.438	203.957	210.407	212.518			
101	T	2.2002	4.0241	4.0579	2.0845	2.0229	3.9886	4.0790	2.1949	24.6521			
	S	215.373	212.809	212.548	211.300	216.723	218.805	203.927	210.302	212.477			
102	T	2.2051	4.0293	4.0743	2.0987	2.0328	3.9875	4.0812	2.1979	24.7068			
	S	214.894	212.534	211.693	209.870	215.668	218.866	203.817	210.015	212.006			
103	T	2.2011	4.0277	4.0854	2.0991	2.0328	4.0043	4.1081	2.2048	24.7633			
	S	215.285	212.619	211.118	209.830	215.668	217.948	202.482	209.357	211.523			
104	T	2.2043	4.0326	4.1148	2.1093	2.0372	4.0160	4.1154	2.2086	24.8382			
	S	214.972	212.360	209.609	208.816	215.202	217.313	202.123	208.997	210.885			
105	T	2.2158	4.0473	4.1363	2.1197	2.0455	4.0393	4.1433	2.2204	24.9676			
	S	213.857	211.589	208.520	207.791	214.329	216.059	200.762	207.886	209.792			
106	T	2.2189	4.0696	4.2040	2.1434	2.0626	4.0793	4.1656	2.2211	25.1645			
	S	213.558	210.429	205.162	205.493	212.552	213.940	199.687	207.821	208.150			
107	T	2.2226	4.0507	4.1440	2.1196	2.0429	4.0381	4.1364	2.2120	24.9663			
	S	213.202	211.411	208.132	207.801	214.601	216.123	201.097	208.676	209.803			
108	T	2.2079	4.0468	4.1893	2.1336	2.0522	4.0703	4.1988	2.2293	25.1282			
	S	214.622	211.615	205.882	206.437	213.629	214.414	198.109	207.056	208.451			
109	T	2.2316	4.0903	4.2512	2.1522	2.0629	4.1325	4.2119	2.2307	25.3633			
	S	212.343	209.365	202.884	204.653	212.521	211.186	197.492	206.926	206.519			
110	T	2.2214	4.0851	4.3603	2.1863	2.0833	4.1438	4.2503	2.2368	25.5673			
	S	213.318	209.631	197.807	201.461	210.440	210.610	195.708	206.362	204.871			
111	T	2.2216	4.1382	4.3062	2.1467	2.0529	4.1368	4.2359	2.2386	25.4769			
	S	213.298	206.941	200.293	205.178	213.556	210.967	196.373	206.196	205.598			
112	T	2.2392	4.0805	4.2829	2.1654	2.0743	4.0846	4.2558	2.2464	25.4291			
	S	211.622	209.867	201.382	203.406	211.353	213.663	195.455	205.480	205.984			
113	T	2.2322	4.0898	4.2973	2.1670	2.0781	4.0627	4.2364	2.2320	25.3955			
	S	212.285	209.390	200.707	203.255	210.966	214.815	196.350	206.806	206.257			
114	T	2.2251	4.1150	4.3145	2.1784	2.0809	4.2887	4.3341	2.2412	25.7779			
	S	212.963	208.108	199.907	202.192	210.682	203.495	191.924	205.957	203.197			

Event: Firestone 600
Track: Texas Motor Speedway
Report: Section Data Report
Session: Race

Round 8
1.455 mile(s)
Verizon INDYCAR Series
June 7, 2014



Section Data for Car 3 - Castroneves, Helio

Lap	T/S	SF to T1	T1 to SS1	SS1 to T2	T2 to BS	BS to T3	T3 to SS2	SS2 to T4	T4 to SF	Lap	PI to PO	PO to SF	SF to PI
115	T	2.2317	4.1841	4.4034	2.1842	2.0861	4.2195	4.3269	2.2709	25.9068			
	S	212.333	204.671	195.871	201.655	210.157	206.832	192.243	203.263	202.186			
116	T	2.2502	4.1040	4.3721	2.1978	2.0992	4.1892	4.2496	2.2473	25.7094			
	S	210.587	208.666	197.274	200.407	208.846	208.328	195.740	205.398	203.739			
117	T	2.2318	4.0910	4.3268	2.1841	2.0821	4.2230	4.3469	2.2865	25.7722			
	S	212.324	209.329	199.339	201.664	210.561	206.660	191.359	201.877	203.242			
118	T	2.2676	4.1357	4.2825	2.1733	2.0814	4.1069	4.2338	2.2425	25.5237			
	S	208.971	207.066	201.401	202.666	210.632	212.503	196.471	205.838	205.221			
119	T	2.2379	4.1038	4.2782	2.1626	2.0749	4.0663	4.1790	2.2258	25.3285			
	S	211.745	208.676	201.603	203.669	211.292	214.624	199.047	207.382	206.803			
120	T	2.3780	5.2152	6.1290	3.1675	3.3644	8.0232	11.8667	5.3721	45.5161			
	S	199.270	164.205	140.724	139.054	130.308	108.775	70.097	85.924	115.080			
121	T	5.2949	7.8560	8.2627	4.0085	4.4319	10.3538	12.3196	5.3723	57.8997			
	S	89.494	109.008	104.385	109.880	98.921	84.291	67.520	85.921	90.467			
122	T	5.7290	9.7205	10.1324	5.0147	5.5225	12.3768	12.4428	4.9201	65.8588			
	S	82.713	88.099	85.123	87.833	79.386	70.513	66.851	93.817	79.534			
123	T	5.4195	13.2953	10.8263	5.6341	4.7481	10.7642	11.9150	5.5065	68.1090			
	S	87.437	64.411	79.667	78.177	92.334	81.077	69.813	83.827	76.906			
124	T	5.5319	11.0613	10.3653	5.4360	5.3627	11.1337	11.3535	5.7041	65.9485			
	S	85.660	77.420	83.210	81.025	81.752	78.386	73.265	80.923	79.426			
125	T	5.6410	10.3638	9.5618	4.0287	4.5305	10.9368	12.5206	5.8847	63.4679			
	S	84.003	82.630	90.203	109.329	96.768	79.797	66.436	78.439	82.530			
126	T	5.5216	9.9265	9.8729	5.1503	5.6875	12.3566	12.5955	5.1321	66.2430			
	S	85.820	86.270	87.360	85.520	77.083	70.628	66.041	89.942	79.073			
127	T	6.2372	10.9443	9.7024	5.2662	5.9020	11.6821	12.3506	5.5546	67.6394			
	S	75.974	78.247	88.896	83.638	74.281	74.706	67.350	83.101	77.440			
128	T	6.2017	10.5502	11.0652	5.1023	5.4468	12.7496	13.8327	5.5557	70.5042			
	S	76.409	81.170	77.947	86.325	80.489	68.451	60.134	83.084	74.293			
129	T	5.5228	9.6975	10.1126	5.2161	5.4309	10.6637	11.4952	4.9468	63.0856			
	S	85.801	88.308	85.290	84.441	80.725	81.841	72.362	93.311	83.030			
130	T	3.3920	5.1985	5.2551	2.7231	2.5685	5.2183			40.2924	27.7148		32.5690
	S	139.700	164.733	164.126	161.747	170.687	167.244			130.000	32.424		143.737
131	T			8.0267	3.8534	3.5157	6.1056	5.9352	3.1799	60.2476		40.2562	
	S			107.454	114.303	124.700	142.939	140.150	145.159	86.941		115.900	
132	T	3.0634	5.3379	5.3918	2.6850	2.6711	6.4326	9.3947	5.1160	40.0925			
	S	154.686	160.431	159.965	164.043	164.131	135.673	88.541	90.225	130.648			
133	T	5.2824	10.5151	11.3859	5.9246	5.0488	10.0219	10.2539	6.1891	64.6217			
	S	89.706	81.441	75.752	74.343	86.834	87.082	81.122	74.581	81.056			

Event: Firestone 600
Track: Texas Motor Speedway
Report: Section Data Report
Session: Race

Round 8
1.455 mile(s)
Verizon INDYCAR Series
June 7, 2014



Section Data for Car 3 - Castroneves, Helio

Lap	T/S	SF to T1	T1 to SS1	SS1 to T2	T2 to BS	BS to T3	T3 to SS2	SS2 to T4	T4 to SF	Lap	PI to PO	PO to SF	SF to PI
134	T	5.1345	7.4384	9.2950	4.5801	3.4091	6.3719	6.5465	2.7543	45.5298			
	S	92.290	115.127	92.792	96.167	128.600	136.965	127.063	167.589	115.046			
135	T	2.5896	4.4650	4.2302	2.0921	2.0238	4.0690	4.1673	2.1652	25.8022			
	S	182.987	191.795	203.891	210.532	216.627	214.482	199.606	213.186	203.006			
136	T	2.1565	4.0172	4.1451	2.0671	1.9960	4.1773	4.1976	2.1736	24.9304			
	S	219.737	213.174	208.077	213.078	219.644	208.921	198.165	212.362	210.105			
137	T	2.1750	4.0024	4.1870	2.0861	2.0132	4.1067	4.1616	2.1994	24.9314			
	S	217.868	213.963	205.995	211.138	217.767	212.513	199.879	209.871	210.097			
138	T	2.1990	4.0715	4.1370	2.1133	2.0483	3.9940	4.0977	2.1939	24.8547			
	S	215.491	210.331	208.484	208.420	214.036	218.510	202.996	210.397	210.745			
139	T	2.2003	4.0133	4.0854	2.0995	2.0270	3.9577	4.1082	2.1796	24.6710			
	S	215.363	213.381	211.118	209.790	216.285	220.514	202.478	211.778	212.314			
140	T	2.1741	4.0859	4.2620	2.1490	2.0620	4.0723	4.1953	2.2285	25.2291			
	S	217.959	209.590	202.370	204.958	212.614	214.308	198.274	207.131	207.617			
141	T	2.2216	4.0792	4.1750	2.1012	2.0325	4.0882	4.2727	2.2546	25.2250			
	S	213.298	209.934	206.587	209.620	215.699	213.475	194.682	204.733	207.651			
142	T	2.2406	4.0810	4.2298	2.1395	2.0589	4.0562	4.1809	2.2197	25.2066			
	S	211.490	209.842	203.910	205.868	212.934	215.159	198.957	207.952	207.803			
143	T	2.2256	4.0725	4.2014	2.1258	2.0493	4.2005	4.2553	2.2167	25.3471			
	S	212.915	210.280	205.289	207.195	213.931	207.767	195.478	208.233	206.651			
144	T	2.2211	4.0486	4.2379	2.1391	2.0599	4.0593	4.1797	2.2180	25.1636			
	S	213.346	211.521	203.521	205.906	212.830	214.995	199.014	208.111	208.158			
145	T	2.2166	4.1014	4.2511	2.1418	2.0591	4.1269	4.2685	2.2473	25.4127			
	S	213.779	208.798	202.889	205.647	212.913	211.473	194.874	205.398	206.117			
146	T	2.2386	4.0855	4.3026	2.1714	2.0788	4.1173	4.2207	2.2245	25.4394			
	S	211.679	209.610	200.460	202.844	210.895	211.966	197.081	207.503	205.901			
147	T	2.2267	4.1143	4.2640	2.1247	2.0506	4.0832	4.2547	2.2359	25.3541			
	S	212.810	208.143	202.275	207.302	213.796	213.736	195.506	206.445	206.594			
148	T	2.2353	4.1287	4.2805	2.1287	2.0516	4.0818	4.2868	2.2482	25.4416			
	S	211.991	207.417	201.495	206.912	213.691	213.809	194.042	205.316	205.883			
149	T	2.2386	4.1342	4.2867	2.1324	2.0549	4.0925	4.3097	2.2676	25.5166			
	S	211.679	207.141	201.204	206.553	213.348	213.250	193.011	203.559	205.278			
150	T	2.2581	4.1506	4.2640	2.1284	2.0534	4.0885	4.3033	2.2633	25.5096			
	S	209.851	206.323	202.275	206.942	213.504	213.459	193.298	203.946	205.334			
151	T	2.2553	4.1643	4.2732	2.1305	2.0559	4.1091	4.2654	2.2447	25.4984			
	S	210.111	205.644	201.839	206.738	213.244	212.389	195.015	205.636	205.425			
152	T	2.2389	4.1529	4.2775	2.1298	2.0596	4.1437	4.3121	2.2699	25.5844			
	S	211.650	206.209	201.636	206.806	212.861	210.615	192.903	203.353	204.734			

Event: Firestone 600
Track: Texas Motor Speedway
Report: Section Data Report
Session: Race

Round 8
1.455 mile(s)
Verizon INDYCAR Series
June 7, 2014



Section Data for Car 3 - Castroneves, Helio

Lap	T/S	SF to T1	T1 to SS1	SS1 to T2	T2 to BS	BS to T3	T3 to SS2	SS2 to T4	T4 to SF	Lap	PI to PO	PO to SF	SF to PI
153	T	2.2601	4.1870	4.2967	2.1321	2.0598	4.1414	4.3044	2.2625	25.6440			
	S	209.665	204.529	200.735	206.582	212.841	210.732	193.248	204.018	204.258			
154	T	2.2532	4.1724	4.3949	2.1716	2.0849	4.1215	4.2940	2.2595	25.7520			
	S	210.307	205.245	196.250	202.825	210.278	211.750	193.716	204.289	203.402			
155	T	2.2466	4.2016	4.3550	2.1641	2.0788	4.1179	4.3197	2.2691	25.7528			
	S	210.925	203.818	198.048	203.528	210.895	211.935	192.564	203.425	203.395			
156	T	2.2551	4.1757	4.3919	2.1780	2.0898	4.1459	4.2616	2.2482	25.7462			
	S	210.130	205.083	196.384	202.229	209.785	210.504	195.189	205.316	203.447			
157	T	2.2438	4.1746	4.3496	2.1576	2.0764	4.1158	4.2985	2.2564	25.6727			
	S	211.188	205.137	198.294	204.141	211.139	212.043	193.514	204.570	204.030			
158	T	2.2474	4.1835	4.3851	2.1680	2.0839	4.2114	4.3965	2.2979	25.9737			
	S	210.850	204.700	196.689	203.162	210.379	207.230	189.200	200.875	201.666			
159	T	2.2784	4.2088	4.3980	2.1858	2.0927	4.2225	4.3234	2.2770	25.9866			
	S	207.981	203.470	196.112	201.507	209.494	206.685	192.399	202.719	201.565			
160	T	2.2623	4.2025	4.3520	2.1616	2.0791	4.1650	4.3235	2.2676	25.8136			
	S	209.461	203.775	198.185	203.763	210.865	209.538	192.395	203.559	202.916			
161	T	2.2549	4.2078	4.3814	2.1666	2.0816	4.1875	4.3453	2.2721	25.8972			
	S	210.148	203.518	196.855	203.293	210.612	208.412	191.429	203.156	202.261			
162	T	2.2631	4.2053	4.4306	2.1884	2.0965	4.2195	4.4161	2.3126	26.1321			
	S	209.387	203.639	194.669	201.268	209.115	206.832	188.360	199.598	200.443			
163	T	2.2767	4.2185	4.3836	2.1851	2.0907	4.2914	4.5396	2.3410	26.3266			
	S	208.136	203.002	196.756	201.572	209.695	203.367	183.236	197.177	198.962			
164	T	2.3033	4.2206	4.4898	2.2136	2.1192	4.2827	4.3650	2.2556	26.2498			
	S	205.732	202.901	192.102	198.977	206.875	203.780	190.565	204.642	199.544			
165	T	2.2382	4.2043	4.4393	2.1900	2.0950	4.3095	4.4187	2.2740	26.1690			
	S	211.716	203.688	194.287	201.121	209.264	202.512	188.250	202.986	200.160			
166	T	2.2611	4.2404	4.4547	2.1950	2.1003	4.3753	4.4370	2.2734	26.3372			
	S	209.572	201.954	193.616	200.663	208.736	199.467	187.473	203.040	198.882			
167	T	2.2514	4.2608	4.5403	2.2281	2.1142	4.3355	4.5985	2.3577	26.6865			
	S	210.475	200.987	189.965	197.682	207.364	201.298	180.889	195.780	196.279			
168	T	2.3189	4.2278	4.5730	2.2757	2.1578	4.3246	4.5211	2.3398	26.7387			
	S	204.348	202.555	188.607	193.547	203.174	201.805	183.986	197.278	195.896			
169	T	2.3047	4.2416	4.5080	2.2619	2.3066	5.9384			37.1044	28.4539		28.9825
	S	205.608	201.896	191.327	194.728	190.067	146.963			141.169	31.582		161.524
170	T			5.7444	2.6302	2.4316	4.4702	4.3062	2.2631	50.2513		29.9193	
	S			150.146	167.460	180.297	195.232	193.168	203.964	104.236		155.942	
171	T	2.2597	4.1017	4.0549	2.0897	2.0366	4.0531	4.1037	2.1837	24.8831			
	S	209.702	208.783	212.706	210.774	215.265	215.323	202.700	211.380	210.504			

Event: Firestone 600
Track: Texas Motor Speedway
Report: Section Data Report
Session: Race

Round 8
1.455 mile(s)
Verizon INDYCAR Series
June 7, 2014



Section Data for Car 3 - Castroneves, Helio

Lap	T/S	SF to T1	T1 to SS1	SS1 to T2	T2 to BS	BS to T3	T3 to SS2	SS2 to T4	T4 to SF	Lap	PI to PO	PO to SF	SF to PI
172	T	2.2034	4.0204	4.0285	2.0846	2.0297	3.9794	4.0660	2.1868	24.5988			
	S	215.060	213.005	214.100	211.290	215.997	219.311	204.579	211.081	212.937			
173	T	2.1987	4.0201	4.0263	2.0815	2.0269	3.9809	4.0752	2.1912	24.6008			
	S	215.520	213.020	214.217	211.604	216.295	219.229	204.117	210.657	212.920			
174	T	2.2024	4.0256	4.0335	2.0826	2.0278	3.9701	4.0767	2.1993	24.6180			
	S	215.158	212.729	213.834	211.493	216.199	219.825	204.042	209.881	212.771			
175	T	2.2139	4.0351	4.0384	2.0895	2.0321	3.9772	4.0847	2.1974	24.6683			
	S	214.040	212.229	213.575	210.794	215.742	219.433	203.642	210.062	212.337			
176	T	2.2144	4.0363	4.0529	2.0957	2.0365	3.9782	4.0832	2.1980	24.6952			
	S	213.992	212.166	212.811	210.171	215.276	219.377	203.717	210.005	212.106			
177	T	2.2137	4.0389	4.0564	2.0955	2.0361	3.9846	4.0845	2.1963	24.7060			
	S	214.060	212.029	212.627	210.191	215.318	219.025	203.652	210.168	212.013			
178	T	2.2075	4.0325	4.0455	2.0868	2.0281	3.9915	4.0921	2.2014	24.6854			
	S	214.661	212.365	213.200	211.067	216.167	218.646	203.274	209.681	212.190			
179	T	2.2073	4.0306	4.0701	2.0964	2.0329	4.0149	4.1188	2.2034	24.7744			
	S	214.680	212.466	211.911	210.100	215.657	217.372	201.956	209.490	211.428			
180	T	2.2111	4.0870	4.1686	2.1037	2.0332	4.1032	4.1720	2.2136	25.0924			
	S	214.311	209.534	206.904	209.371	215.625	212.694	199.381	208.525	208.748			
181	T	2.2276	4.0415	4.1270	2.1170	2.0505	4.0057	4.1023	2.2096	24.8812			
	S	212.724	211.893	208.990	208.056	213.806	217.871	202.769	208.902	210.520			
182	T	2.2235	4.0541	4.0965	2.1055	2.0413	3.9923	4.1037	2.2088	24.8257			
	S	213.116	211.234	210.546	209.192	214.770	218.603	202.700	208.978	210.991			
183	T	2.2161	4.0475	4.1019	2.1087	2.0421	3.9979	4.1169	2.2108	24.8419			
	S	213.828	211.578	210.268	208.875	214.685	218.296	202.050	208.789	210.853			
184	T	2.2234	4.0592	4.1187	2.1148	2.0459	4.0047	4.1254	2.2135	24.9056			
	S	213.126	210.969	209.411	208.272	214.287	217.926	201.633	208.534	210.314			
185	T	2.2245	4.0604	4.1283	2.1160	2.0485	3.9951	4.1255	2.2102	24.9085			
	S	213.020	210.906	208.924	208.154	214.015	218.449	201.628	208.846	210.290			
186	T	2.2206	4.0597	4.1419	2.1182	2.0499	4.0384	4.1529	2.2255	25.0071			
	S	213.394	210.943	208.238	207.938	213.869	216.107	200.298	207.410	209.461			
187	T	2.2260	4.0681	4.1494	2.1233	2.0525	4.0234	4.1717	2.2277	25.0421			
	S	212.877	210.507	207.861	207.439	213.598	216.913	199.395	207.205	209.168			
188	T	2.2387	4.0828	4.1785	2.1352	2.0600	4.0878	4.1845	2.2298	25.1973			
	S	211.669	209.749	206.414	206.283	212.820	213.496	198.786	207.010	207.879			
189	T	2.2397	4.0909	4.2086	2.1486	2.0708	4.0713	4.1673	2.2285	25.2257			
	S	211.575	209.334	204.938	204.996	211.710	214.361	199.606	207.131	207.645			
190	T	2.2335	4.0848	4.1964	2.1420	2.0646	4.0594	4.1817	2.2269	25.1893			
	S	212.162	209.646	205.533	205.628	212.346	214.989	198.919	207.280	207.945			

Event: Firestone 600
Track: Texas Motor Speedway
Report: Section Data Report
Session: Race

Round 8
1.455 mile(s)
Verizon INDYCAR Series
June 7, 2014



Section Data for Car 3 - Castroneves, Helio

Lap	T/S	SF to T1	T1 to SS1	SS1 to T2	T2 to BS	BS to T3	T3 to SS2	SS2 to T4	T4 to SF	Lap	PI to PO	PO to SF	SF to PI
191	T	2.2295	4.0659	4.2248	2.1574	2.0762	4.0897	4.2058	2.2333	25.2826			
	S	212.543	210.621	204.152	204.160	211.159	213.396	197.779	206.686	207.178			
192	T	2.2301	4.0751	4.2127	2.1454	2.0656	4.0886	4.2294	2.2397	25.2866			
	S	212.485	210.145	204.738	205.302	212.243	213.454	196.675	206.095	207.145			
193	T	2.2374	4.0897	4.2895	2.1712	2.0813	4.1256	4.2282	2.2411	25.4640			
	S	211.792	209.395	201.072	202.862	210.642	211.539	196.731	205.966	205.702			
194	T	2.2399	4.0743	4.3824	2.2118	2.1073	4.1271	4.2789	2.2561	25.6778			
	S	211.556	210.187	196.810	199.139	208.043	211.463	194.400	204.597	203.989			
195	T	2.2424	4.1619	4.4536	2.2537	2.1330	4.2982	4.3830	2.2645	26.1903			
	S	211.320	205.763	193.664	195.436	205.536	203.045	189.783	203.838	199.998			
196	T	2.2453	4.1846	4.4821	2.2893	2.1683	4.2103	4.4472	2.3368	26.3639			
	S	211.047	204.646	192.432	192.397	202.190	207.284	187.043	197.531	198.681			
197	T	2.3050	4.3714	4.6550	2.2888	2.1595	4.2900	4.4815	2.3204	26.8716			
	S	205.581	195.901	185.285	192.439	203.014	203.433	185.612	198.927	194.927			
198	T	2.2862	4.1707	4.3603	2.1994	2.1001	4.1527	4.2700	2.2582	25.7976			
	S	207.271	205.329	197.807	200.261	208.756	210.159	194.805	204.407	203.042			
199	T	2.2485	4.1218	4.3359	2.2013	2.0992	4.1593	4.3003	2.2587	25.7250			
	S	210.747	207.764	198.921	200.088	208.846	209.826	193.433	204.361	203.615			
200	T	2.2456	4.1195	4.4965	2.2819	2.1566	4.2100	4.2835	2.2597	26.0533			
	S	211.019	207.880	191.816	193.021	203.287	207.299	194.191	204.271	201.049			
201	T	2.2485	4.1754	4.3709	2.2013	2.1014	4.1623	4.3917	2.3018	25.9533			
	S	210.747	205.097	197.328	200.088	208.627	209.674	189.407	200.535	201.824			
202	T	2.2818	4.2027	4.4123	2.2323	2.1247	4.2363	4.3720	2.2936	26.1557			
	S	207.671	203.765	195.476	197.310	206.339	206.012	190.260	201.252	200.262			
203	T	2.2746	4.2070	4.4192	2.2341	2.1301	4.2945	4.4163	2.3240	26.2998			
	S	208.328	203.557	195.171	197.151	205.816	203.220	188.352	198.619	199.165			
204	T	2.2982	4.3330	4.5938	2.2687	2.1580	4.4296	4.4383	2.2851	26.8047			
	S	206.189	197.638	187.753	194.144	203.155	197.022	187.418	202.000	195.413			
205	T	2.2658	4.2365	4.4807	2.2214	2.1226	4.2876	4.4350	2.3146	26.3642			
	S	209.137	202.139	192.492	198.278	206.543	203.547	187.558	199.426	198.679			
206	T	2.2917	4.2123	4.4893	2.2673	2.3787	6.2797			37.6971	26.4529		30.1631
	S	206.774	203.301	192.123	194.264	184.306	138.976			138.950	33.971		155.202
207	T			5.7399	2.6108	2.4160	4.4403	4.2844	2.2566	48.9174		29.9985	
	S			150.264	168.705	181.461	196.547	194.150	204.551	107.078		155.531	
208	T	2.2584	4.1079	4.0776	2.0868	2.0304	3.9742	4.0665	2.1908	24.7926			
	S	209.823	208.467	211.521	211.067	215.923	219.598	204.554	210.695	211.273			
209	T	2.2047	4.0263	4.0402	2.0827	2.0243	4.0629	4.1627	2.1986	24.8024			
	S	214.933	212.692	213.480	211.482	216.573	214.804	199.827	209.948	211.189			

Event: Firestone 600
Track: Texas Motor Speedway
Report: Section Data Report
Session: Race

Round 8
1.455 mile(s)
Verizon INDYCAR Series
June 7, 2014



Section Data for Car 3 - Castroneves, Helio

Lap	T/S	SF to T1	T1 to SS1	SS1 to T2	T2 to BS	BS to T3	T3 to SS2	SS2 to T4	T4 to SF	Lap	PI to PO	PO to SF	SF to PI
210	T	2.2076	4.0817	4.1646	2.1053	2.0455	4.1056	4.2272	2.2195	25.1570			
	S	214.651	209.806	207.103	209.212	214.329	212.570	196.778	207.971	208.212			
211	T	2.2292	4.0732	4.1670	2.1260	2.0497	4.0148	4.0864	2.1802	24.9265			
	S	212.571	210.243	206.983	207.175	213.889	217.378	203.558	211.720	210.138			
212	T	2.1940	4.0367	4.1701	2.1152	2.0420	3.9827	4.0798	2.1836	24.8041			
	S	215.982	212.144	206.830	208.233	214.696	219.130	203.887	211.390	211.175			
213	T	2.1898	4.0308	4.1464	2.1111	2.0400	4.0352	4.1160	2.1938	24.8631			
	S	216.396	212.455	208.012	208.637	214.906	216.279	202.094	210.407	210.674			
214	T	2.1981	4.0367	4.1310	2.1065	2.0347	4.0119	4.1186	2.1986	24.8361			
	S	215.579	212.144	208.787	209.093	215.466	217.535	201.966	209.948	210.903			
215	T	2.2043	4.0411	4.1511	2.1178	2.0432	4.0245	4.1462	2.2118	24.9400			
	S	214.972	211.913	207.776	207.977	214.570	216.854	200.622	208.695	210.024			
216	T	2.2131	4.0436	4.1071	2.0966	2.0296	4.0055	4.1273	2.1968	24.8196			
	S	214.118	211.782	210.002	210.080	216.008	217.882	201.541	210.120	211.043			
217	T	2.2003	4.0661	4.1799	2.1335	2.0552	4.0646	4.1575	2.2128	25.0699			
	S	215.363	210.611	206.345	206.447	213.317	214.714	200.077	208.600	208.936			
218	T	2.2244	4.0559	4.1101	2.1102	2.0372	4.0001	4.1151	2.2003	24.8533			
	S	213.030	211.140	209.849	208.726	215.202	218.176	202.138	209.785	210.757			
219	T	2.2075	4.0342	4.1667	2.1265	2.0488	4.0503	4.1483	2.2063	24.9886			
	S	214.661	212.276	206.998	207.127	213.983	215.472	200.520	209.215	209.616			
220	T	2.2018	4.0993	4.2845	2.1501	2.0699	4.0469	4.1508	2.2205	25.2238			
	S	215.216	208.905	201.307	204.853	211.802	215.653	200.399	207.877	207.661			
221	T	2.2249	4.0550	4.1509	2.1339	2.0581	4.0230	4.1567	2.2236	25.0261			
	S	212.982	211.187	207.786	206.408	213.016	216.934	200.115	207.587	209.301			
222	T	2.2235	4.0660	4.1776	2.1343	2.0578	4.0634	4.1552	2.2211	25.0989			
	S	213.116	210.616	206.458	206.370	213.047	214.778	200.187	207.821	208.694			
223	T	2.2194	4.0711	4.2860	2.1727	2.0838	4.1416	4.2775	2.2518	25.5039			
	S	213.510	210.352	201.237	202.722	210.389	210.722	194.464	204.988	205.380			
224	T	2.2432	4.0839	4.2363	2.1546	2.0709	4.0819	4.2199	2.2343	25.3250			
	S	211.244	209.693	203.597	204.425	211.700	213.804	197.118	206.593	206.831			
225	T	2.2324	4.0813	4.3344	2.2029	2.1043	4.0863	4.2668	2.2622	25.5706			
	S	212.266	209.826	198.989	199.943	208.340	213.574	194.951	204.045	204.845			
226	T	2.2514	4.1027	4.2183	2.1440	2.0674	4.0942	4.2164	2.2386	25.3330			
	S	210.475	208.732	204.466	205.436	212.058	213.162	197.282	206.196	206.766			
227	T	2.2365	4.0874	4.2645	2.1704	2.0823	4.0883	4.2153	2.2403	25.3850			
	S	211.877	209.513	202.251	202.937	210.541	213.469	197.333	206.040	206.342			
228	T	2.2339	4.0777	4.2597	2.1666	2.0799	4.0980	4.2159	2.2390	25.3707			
	S	212.124	210.011	202.479	203.293	210.784	212.964	197.305	206.159	206.459			

Event: Firestone 600
 Track: Texas Motor Speedway
 Report: Section Data Report
 Session: Race

Round 8
 1.455 mile(s)
 Verizon INDYCAR Series
 June 7, 2014



Section Data for Car 3 - Castroneves, Helio

Lap	T/S	SF to T1	T1 to SS1	SS1 to T2	T2 to BS	BS to T3	T3 to SS2	SS2 to T4	T4 to SF	Lap	PI to PO	PO to SF	SF to PI
229	T	2.2350	4.0899	4.2800	2.1780	2.0890	4.1018	4.2247	2.2345	25.4329			
	S	212.020	209.385	201.519	202.229	209.866	212.767	196.894	206.575	205.954			
230	T	2.2339	4.0981	4.3057	2.1893	2.0961	4.1323	4.2814	2.2602	25.5970			
	S	212.124	208.966	200.316	201.185	209.155	211.196	194.286	204.226	204.633			
231	T	2.2512	4.1918	4.4233	2.2058	2.1043	4.3186	4.4492	2.2900	26.2342			
	S	210.494	204.295	194.990	199.680	208.340	202.086	186.959	201.568	199.663			
232	T	2.2733	4.1599	4.4485	2.2537	2.1471	4.1786	4.2796	2.2528	25.9935			
	S	208.447	205.862	193.886	195.436	204.187	208.856	194.368	204.897	201.512			
233	T	2.2464	4.1247	4.3238	2.1946	2.1009	4.1231	4.3186	2.2681	25.7002			
	S	210.944	207.618	199.477	200.699	208.677	211.668	192.613	203.514	203.812			
234	T	2.2514	4.1131	4.4063	2.2310	2.1245	4.1649	4.2845	2.2525	25.8282			
	S	210.475	208.204	195.742	197.425	206.359	209.543	194.146	204.924	202.802			
235	T	2.2447	4.1149	4.3573	2.2064	2.1100	4.1473	4.2894	2.2602	25.7302			
	S	211.103	208.113	197.944	199.626	207.777	210.433	193.924	204.226	203.574			
236	T	2.2464	4.1037	4.3226	2.1860	2.0923	4.1497	4.2767	2.2554	25.6328			
	S	210.944	208.681	199.533	201.489	209.535	210.311	194.500	204.660	204.348			
237	T	2.2457	4.0980	4.3901	2.2177	2.1151	4.2442	4.3618	2.2867	25.9593			
	S	211.009	208.971	196.465	198.609	207.276	205.628	190.705	201.859	201.777			
238	T	2.2654	4.1318	4.5122	2.2894	2.1681	4.2737	4.4003	2.2953	26.3362			
	S	209.174	207.262	191.148	192.389	202.209	204.209	189.037	201.103	198.890			
239	T	2.3198	4.5346	4.4998	2.2474	2.1326	4.2250	4.3649	2.2817	26.6058			
	S	204.269	188.851	191.675	195.984	205.575	206.563	190.570	202.301	196.874			
240	T	2.2616	4.1679	4.4715	2.2586	2.2517	5.3351	6.1833	3.3469	30.2766			
	S	209.526	205.466	192.888	195.012	194.701	163.582	134.527	137.916	173.005			
241	T	3.7376	7.2764	6.9590	3.6370	3.5990	6.7125	6.4005	3.3921	41.7141			
	S	126.783	117.691	123.940	121.104	121.814	130.015	129.961	136.078	125.569			
242	T	3.6050	7.2930	7.1050	3.2075	2.8949	5.6064	5.2111	2.6235	37.5464			
	S	131.446	117.423	121.393	137.320	151.442	155.666	159.624	175.945	139.507			
243	T	2.8352	7.1380	10.6151	4.6765	4.5694	10.4337			63.2610	16.6881		54.8361
	S	167.136	119.972	81.252	94.185	95.945	83.645			82.800	53.849		85.370
244	T			8.1497	3.7036	5.1410	11.1101			64.2449	25.1866		
	S			105.832	118.926	85.277	78.553			81.532	35.679		
245	T			5.8542	2.7807	3.1508	8.6890	6.8012	2.7583	56.2676		38.3732	
	S			147.330	158.397	139.142	100.440	122.305	167.346	93.091		121.587	
246	T	2.6033	4.4897	4.2550	2.1047	2.0266	4.1663	4.1674	2.1744	25.9874			
	S	182.024	190.740	202.703	209.272	216.327	209.473	199.601	212.284	201.559			
247	T	2.1662	4.2998	4.3255	2.1232	2.0319	4.2200	4.2741	2.2002	25.6409			
	S	218.753	199.164	199.399	207.448	215.763	206.807	194.618	209.795	204.283			

Event: Firestone 600
Track: Texas Motor Speedway
Report: Section Data Report
Session: Race

Round 8
1.455 mile(s)
Verizon INDYCAR Series
June 7, 2014



Section Data for Car 3 - Castroneves, Helio

Lap	T/S	SF to T1	T1 to SS1	SS1 to T2	T2 to BS	BS to T3	T3 to SS2	SS2 to T4	T4 to SF	Lap	PI to PO	PO to SF	SF to PI
248	T	2.3688	5.7225	8.1759									
	S	200.044	149.649	105.493									

Event: Firestone 600
Track: Texas Motor Speedway
Report: Section Data Report
Session: Race

Round 8
1.455 mile(s)
Verizon INDYCAR Series
June 7, 2014



Section Data for Car 34 - Munoz, Carlos (R)

Lap	T/S	SF to T1	T1 to SS1	SS1 to T2	T2 to BS	BS to T3	T3 to SS2	SS2 to T4	T4 to SF	Lap	PI to PO	PO to SF	SF to PI
1	T	2.7594	4.8530	4.3911	2.1397	2.0515	4.1698	4.1518	2.2124	26.7287		85.3676	
	S	171.727	176.461	196.420	205.849	213.702	209.297	200.351	208.638	195.969		54.654	
2	T	2.2180	4.1420	4.1390	2.1254	2.0461	4.1511	4.1775	2.2166	25.2157			
	S	213.645	206.751	208.384	207.234	214.266	210.240	199.119	208.243	207.728			
3	T	2.2258	4.1234	4.1205	2.1129	2.0381	4.0790	4.1821	2.2315	25.1133			
	S	212.896	207.684	209.319	208.460	215.107	213.956	198.900	206.852	208.575			
4	T	2.2791	4.3878	4.2388	2.1406	2.0511	4.0823	4.2011	2.2223	25.6031			
	S	207.917	195.169	203.477	205.762	213.743	213.783	198.000	207.709	204.585			
5	T	2.2279	4.0597	4.2203	2.1520	2.0863	4.2736	5.0661	3.2489	27.3348			
	S	212.695	210.943	204.369	204.672	210.137	204.214	164.193	142.076	191.624			
6	T	3.4539	6.9118	9.3253	6.7316	6.7044	10.8499	10.6105	5.8381	60.4255			
	S	137.197	123.899	92.490	65.431	65.391	80.436	78.396	79.065	86.685			
7	T	5.7306	10.1838	10.6438	5.8595	5.2036	10.1366	10.2093	5.3968	63.3640			
	S	82.690	84.091	81.033	75.169	84.251	86.097	81.477	85.530	82.665			
8	T	5.2790	10.0101	10.2883	5.1286	4.6299	8.3527	7.9903	4.1575	55.8364			
	S	89.764	85.550	83.833	85.882	94.691	104.484	104.103	111.026	93.810			
9	T	4.3546	8.4207	9.3667	5.0427	4.9043	9.5825	9.2572	4.9339	55.8626			
	S	108.819	101.697	92.082	87.345	89.393	91.075	89.856	93.555	93.766			
10	T	5.0308	8.9638	8.9918	4.6554	4.6220	8.3442	8.4141	4.5526	53.5747			
	S	94.193	95.536	95.921	94.612	94.853	104.591	98.860	101.391	97.770			
11	T	4.9794	8.9124	9.2503	4.0489	3.6213	7.4055	6.8521	2.8041	47.8740			
	S	95.165	96.087	93.240	108.784	121.064	117.849	121.396	164.613	109.412			
12	T	2.5849	4.4138	4.2255	2.1391	2.0511	4.2079	4.2194	2.2194	26.0611			
	S	183.320	194.020	204.118	205.906	213.743	207.402	197.141	207.980	200.989			
13	T	2.2035	4.1256	4.1379	2.0998	2.0291	4.1907	4.2415	2.2329	25.2610			
	S	215.050	207.573	208.439	209.760	216.061	208.253	196.114	206.723	207.355			
14	T	2.2285	4.1311	4.1900	2.1409	2.0724	4.0639	4.1612	2.2288	25.2168			
	S	212.638	207.297	205.847	205.733	211.547	214.751	199.899	207.103	207.719			
15	T	2.2353	4.1192	4.1416	2.1368	2.0807	4.1175	4.1955	2.2226	25.2492			
	S	211.991	207.896	208.253	206.128	210.703	211.956	198.264	207.681	207.452			
16	T	2.2162	4.0769	4.3390	2.1909	2.0981	4.1350	4.2321	2.2185	25.5067			
	S	213.818	210.053	198.779	201.038	208.955	211.059	196.550	208.064	205.358			
17	T	2.2073	4.0830	4.2311	2.1588	2.0798	4.1233	4.2530	2.2272	25.3635			
	S	214.680	209.739	203.848	204.027	210.794	211.657	195.584	207.252	206.517			
18	T	2.2151	4.1051	4.2902	2.1504	2.0758	4.0993	4.2375	2.2343	25.4077			
	S	213.924	208.610	201.040	204.824	211.200	212.897	196.299	206.593	206.158			
19	T	2.2372	4.0926	4.2079	2.1533	2.0773	4.0970	4.2223	2.2476	25.3352			
	S	211.811	209.247	204.972	204.549	211.048	213.016	197.006	205.371	206.748			

Event: Firestone 600
Track: Texas Motor Speedway
Report: Section Data Report
Session: Race

Round 8
1.455 mile(s)
Verizon INDYCAR Series
June 7, 2014



Section Data for Car 34 - Munoz, Carlos (R)

Lap	T/S	SF to T1	T1 to SS1	SS1 to T2	T2 to BS	BS to T3	T3 to SS2	SS2 to T4	T4 to SF	Lap	PI to PO	PO to SF	SF to PI
20	T	2.2432	4.1265	4.3380	2.1962	2.1009	4.1471	4.2303	2.2432	25.6254			
	S	211.244	207.528	198.824	200.553	208.677	210.443	196.633	205.773	204.407			
21	T	2.2475	4.1607	4.2418	2.1489	2.0750	4.1039	4.2179	2.2391	25.4348			
	S	210.840	205.822	203.333	204.967	211.281	212.658	197.211	206.150	205.938			
22	T	2.2340	4.1154	4.2837	2.1671	2.0853	4.1236	4.2049	2.2442	25.4582			
	S	212.114	208.088	201.345	203.246	210.238	211.642	197.821	205.682	205.749			
23	T	2.2489	4.2024	4.2597	2.1601	2.0827	4.1649	4.2577	2.2529	25.6293			
	S	210.709	203.780	202.479	203.905	210.500	209.543	195.368	204.887	204.375			
24	T	2.2492	4.1642	4.2673	2.1604	2.0795	4.1660	4.2956	2.2724	25.6546			
	S	210.681	205.649	202.118	203.876	210.824	209.488	193.644	203.129	204.174			
25	T	2.2787	4.2509	4.2924	2.1805	2.1126	4.1607	4.2465	2.2564	25.7787			
	S	207.953	201.455	200.937	201.997	207.521	209.755	195.883	204.570	203.191			
26	T	2.2608	4.1912	4.3663	2.2042	2.1087	4.1600	4.2512	2.2587	25.8011			
	S	209.600	204.324	197.536	199.825	207.905	209.790	195.667	204.361	203.015			
27	T	2.2652	4.2114	4.2858	2.1703	2.0918	4.1399	4.2351	2.2558	25.6553			
	S	209.193	203.344	201.246	202.946	209.585	210.809	196.411	204.624	204.168			
28	T	2.2733	4.2043	4.3882	2.2070	2.1152	4.1699	4.2363	2.2513	25.8455			
	S	208.447	203.688	196.550	199.572	207.266	209.292	196.355	205.033	202.666			
29	T	2.2636	4.1700	4.3216	2.2091	2.1175	4.2295	4.3109	2.2767	25.8989			
	S	209.341	205.363	199.579	199.382	207.041	206.343	192.957	202.746	202.248			
30	T	2.2680	4.1784	4.4293	2.2469	2.1333	4.2653	4.3783	2.2977	26.1972			
	S	208.935	204.950	194.726	196.028	205.507	204.611	189.987	200.893	199.945			
31	T	2.2795	4.2173	4.2888	2.1714	2.0956	4.1991	4.3313	2.2816	25.8646			
	S	207.881	203.060	201.105	202.844	209.205	207.837	192.048	202.310	202.516			
32	T	2.2848	4.2108	4.3613	2.2038	2.1105	4.2044	4.2584	2.2616	25.8956			
	S	207.398	203.373	197.762	199.861	207.728	207.575	195.336	204.099	202.274			
33	T	2.2633	4.1595	4.3686	2.2117	2.1151	4.2233	4.2985	2.2697	25.9097			
	S	209.368	205.881	197.432	199.148	207.276	206.646	193.514	203.371	202.164			
34	T	2.2706	4.1800	4.4136	2.2077	2.1092	4.2058	4.4490	2.3169	26.1528			
	S	208.695	204.872	195.419	199.508	207.856	207.506	186.967	199.228	200.284			
35	T	2.2894	4.2659	4.3476	2.2004	2.1111	4.1912	4.3084	2.2804	25.9944			
	S	206.982	200.746	198.385	200.170	207.669	208.228	193.069	202.417	201.505			
36	T	2.2764	4.2397	4.4520	2.2408	2.1258	4.3075	4.4085	2.2896	26.3403			
	S	208.164	201.987	193.733	196.561	206.233	202.606	188.685	201.603	198.859			
37	T	2.2748	4.2048	4.5541	2.2642	2.1437	4.2948	4.4454	2.3223	26.5041			
	S	208.310	203.663	189.390	194.530	204.510	203.206	187.119	198.765	197.630			
38	T	2.2996	4.2329	4.4219	2.2425	2.1387	4.2494	4.6529	2.3778	26.6157			
	S	206.064	202.311	195.052	196.412	204.989	205.377	178.774	194.125	196.801			

Event: Firestone 600
Track: Texas Motor Speedway
Report: Section Data Report
Session: Race

Round 8
1.455 mile(s)
Verizon INDYCAR Series
June 7, 2014



Section Data for Car 34 - Munoz, Carlos (R)

Lap	T/S	SF to T1	T1 to SS1	SS1 to T2	T2 to BS	BS to T3	T3 to SS2	SS2 to T4	T4 to SF	Lap	PI to PO	PO to SF	SF to PI
39	T	2.3317	4.2877	4.4026	2.2022	2.1105	4.2289	4.3014	2.2724	26.1374			
	S	203.227	199.726	195.907	200.007	207.728	206.372	193.383	203.129	200.402			
40	T	2.2664	4.2237	4.3833	2.2114	2.1150	4.2308	4.3867	2.3093	26.1266			
	S	209.082	202.752	196.770	199.175	207.286	206.279	189.623	199.883	200.485			
41	T	2.2866	4.2313	4.4622	2.2315	2.1216	4.2901	4.3654	2.2828	26.2715			
	S	207.235	202.388	193.290	197.380	206.641	203.428	190.548	202.204	199.380			
42	T	2.2731	4.2700	4.3807	2.1978	2.1024	4.3528	4.4551	2.3224	26.3543			
	S	208.466	200.554	196.886	200.407	208.528	200.498	186.711	198.756	198.753			
43	T	2.2978	4.3600	4.4505	2.2199	2.1184	4.2864	4.3442	2.2772	26.3544			
	S	206.225	196.414	193.798	198.412	206.953	203.604	191.478	202.701	198.752			
44	T	2.2799	4.2855	4.4238	2.2212	2.1152	4.2903	4.4133	2.2874	26.3166			
	S	207.844	199.828	194.968	198.296	207.266	203.419	188.480	201.797	199.038			
45	T	2.2770	4.2713	4.4968	2.2306	2.1214	4.3164	4.4137	2.3096	26.4368			
	S	208.109	200.493	191.803	197.460	206.660	202.189	188.463	199.858	198.133			
46	T	2.2895	4.2404	4.5249	2.2641	2.1497	4.2895	4.4230	2.3102	26.4913			
	S	206.973	201.954	190.612	194.538	203.940	203.457	188.067	199.806	197.725			
47	T	2.2948	4.2640	4.4843	2.2519	2.1383	4.3616	4.5213	2.3385	26.6547			
	S	206.495	200.836	192.338	195.592	205.027	200.093	183.978	197.388	196.513			
48	T	2.3077	4.2721	4.4392	2.2191	2.1205	4.3331	4.4244	2.3112	26.4273			
	S	205.340	200.455	194.292	198.483	206.748	201.409	188.007	199.719	198.204			
49	T	2.2934	4.3557	4.3911	2.1981	2.1067	4.2936	4.4174	2.3002	26.3562			
	S	206.621	196.608	196.420	200.380	208.102	203.262	188.305	200.674	198.739			
50	T	2.2865	4.2974	4.4877	2.2369	2.1281	4.3611	4.4147	2.3101	26.5225			
	S	207.244	199.275	192.192	196.904	206.010	200.116	188.420	199.814	197.493			
51	T	2.2948	4.3693	4.4666	2.2275	2.1204	4.3096	4.4411	2.3180	26.5473			
	S	206.495	195.996	193.100	197.735	206.758	202.508	187.300	199.133	197.308			
52	T	2.2901	4.3582	4.4991	2.2405	2.1334	4.3252	4.4483	2.3253	26.6201			
	S	206.918	196.495	191.705	196.588	205.498	201.777	186.997	198.508	196.769			
53	T	2.3003	4.5665	4.5508	2.2513	2.1347	4.3288	4.5175	2.3916	27.0415			
	S	206.001	187.532	189.527	195.645	205.373	201.610	184.132	193.005	193.702			
54	T	2.3407	4.4107	4.5077	2.2364	2.1297	4.4015	4.4188	2.3117	26.7572			
	S	202.445	194.156	191.339	196.948	205.855	198.280	188.245	199.676	195.760			
55	T	2.2922	4.3797	4.4886	2.2474	2.1382	4.3342	4.3881	2.2962	26.5646			
	S	206.729	195.530	192.153	195.984	205.037	201.358	189.562	201.024	197.180			
56	T	2.2849	4.3081	4.4259	2.2265	2.1206	4.5360	4.4693	2.3196	26.6909			
	S	207.389	198.780	194.876	197.824	206.738	192.400	186.118	198.996	196.247			
57	T	2.2890	4.3596	4.5791	2.3165	2.4423	6.1632			38.1212	28.3949		30.7997
	S	207.018	196.432	188.356	190.138	179.507	141.603			137.404	31.648		151.994

Event: Firestone 600
Track: Texas Motor Speedway
Report: Section Data Report
Session: Race

Round 8
1.455 mile(s)
Verizon INDYCAR Series
June 7, 2014



Section Data for Car 34 - Munoz, Carlos (R)

Lap	T/S	SF to T1	T1 to SS1	SS1 to T2	T2 to BS	BS to T3	T3 to SS2	SS2 to T4	T4 to SF	Lap	PI to PO	PO to SF	SF to PI
58	T			5.4566	2.5509	2.3632	4.4058	4.2805	2.2615	50.5246		29.4512	
	S			158.065	172.666	185.515	198.086	194.327	204.108	103.672		158.421	
59	T	2.2637	4.1357	4.0964	2.0987	2.0338	4.0073	4.0689	2.1967	24.9012			
	S	209.331	207.066	210.551	209.870	215.562	217.784	204.433	210.129	210.351			
60	T	2.2181	4.0842	4.0895	2.0976	2.0315	3.9995	4.0768	2.1999	24.7971			
	S	213.635	209.677	210.906	209.980	215.806	218.209	204.037	209.824	211.234			
61	T	2.2175	4.0720	4.0621	2.0865	2.0288	4.0044	4.0773	2.1961	24.7447			
	S	213.693	210.305	212.329	211.097	216.093	217.942	204.012	210.187	211.682			
62	T	2.2033	4.0376	4.0357	2.0760	2.0286	4.0040	4.0886	2.1894	24.6632			
	S	215.070	212.097	213.718	212.165	216.114	217.964	203.448	210.830	212.381			
63	T	2.1983	4.0661	4.1940	2.1417	2.0676	4.0894	4.1421	2.2169	25.1161			
	S	215.559	210.611	205.651	205.657	212.038	213.412	200.820	208.215	208.551			
64	T	2.2175	4.0629	4.0864	2.0969	2.0305	4.0156	4.1151	2.2050	24.8299			
	S	213.693	210.776	211.066	210.050	215.912	217.334	202.138	209.338	210.955			
65	T	2.2078	4.1096	4.1223	2.1138	2.0370	4.0324	4.1227	2.2074	24.9530			
	S	214.632	208.381	209.228	208.371	215.223	216.429	201.765	209.111	209.915			
66	T	2.2112	4.0858	4.1519	2.1291	2.0486	4.0139	4.1013	2.1869	24.9287			
	S	214.302	209.595	207.736	206.874	214.004	217.426	202.818	211.071	210.119			
67	T	2.1948	4.1347	4.3025	2.1950	2.1003	4.0592	4.1158	2.2055	25.3078			
	S	215.903	207.116	200.465	200.663	208.736	215.000	202.104	209.291	206.972			
68	T	2.2078	4.1555	4.2228	2.1459	2.0556	4.1129	4.1933	2.2270	25.3208			
	S	214.632	206.080	204.248	205.254	213.275	212.193	198.368	207.270	206.866			
69	T	2.2170	4.1465	4.2699	2.1809	2.0871	4.0456	4.1211	2.1925	25.2606			
	S	213.741	206.527	201.995	201.960	210.057	215.723	201.844	210.532	207.358			
70	T	2.1975	4.0917	4.1921	2.1513	2.0701	4.0904	4.1645	2.2211	25.1787			
	S	215.638	209.293	205.744	204.739	211.782	213.360	199.740	207.821	208.033			
71	T	2.2211	4.1010	4.1755	2.1426	2.0587	4.1134	4.2198	2.2291	25.2612			
	S	213.346	208.818	206.562	205.570	212.954	212.167	197.123	207.075	207.354			
72	T	2.2198	4.1397	4.2541	2.1532	2.0623	4.1463	4.3039	2.2606	25.5399			
	S	213.471	206.866	202.746	204.558	212.583	210.483	193.271	204.190	205.091			
73	T	2.2393	4.1699	4.2553	2.1446	2.0535	4.1438	4.2041	2.2353	25.4458			
	S	211.612	205.368	202.688	205.378	213.494	210.610	197.859	206.501	205.849			
74	T	2.2369	4.1244	4.3399	2.1902	2.0944	4.1570	4.2425	2.2297	25.6150			
	S	211.839	207.634	198.737	201.102	209.324	209.942	196.068	207.019	204.490			
75	T	2.2143	4.1659	4.3859	2.1891	2.0960	4.1775	4.3226	2.2716	25.8229			
	S	214.002	205.565	196.653	201.203	209.165	208.911	192.435	203.201	202.843			
76	T	2.2497	4.1675	4.3247	2.1662	2.0872	4.1289	4.2905	2.2633	25.6780			
	S	210.634	205.486	199.436	203.331	210.047	211.370	193.874	203.946	203.988			

Event: Firestone 600
Track: Texas Motor Speedway
Report: Section Data Report
Session: Race

Round 8
1.455 mile(s)
Verizon INDYCAR Series
June 7, 2014



Section Data for Car 34 - Munoz, Carlos (R)

Lap	T/S	SF to T1	T1 to SS1	SS1 to T2	T2 to BS	BS to T3	T3 to SS2	SS2 to T4	T4 to SF	Lap	PI to PO	PO to SF	SF to PI
77	T	2.2408	4.1629	4.4669	2.2727	2.1439	4.2054	4.2930	2.2481	26.0337			
	S	211.471	205.713	193.087	193.802	204.491	207.525	193.762	205.325	201.201			
78	T	2.2452	4.1559	4.3781	2.1856	2.0876	4.1343	4.2574	2.2435	25.6876			
	S	211.056	206.060	197.003	201.526	210.006	211.094	195.382	205.746	203.912			
79	T	2.2347	4.1838	4.4514	2.2272	2.1164	4.1879	4.2456	2.2464	25.8934			
	S	212.048	204.686	193.759	197.762	207.149	208.393	195.925	205.480	202.291			
80	T	2.2368	4.2084	4.4013	2.2067	2.1058	4.3210	4.4128	2.2888	26.1816			
	S	211.849	203.489	195.965	199.599	208.191	201.973	188.501	201.674	200.064			
81	T	2.2732	4.2119	4.3898	2.1880	2.0967	4.1429	4.2462	2.2344	25.7831			
	S	208.457	203.320	196.478	201.305	209.095	210.656	195.897	206.584	203.156			
82	T	2.2189	4.1555	4.3094	2.1823	2.1008	4.1910	4.2531	2.2404	25.6514			
	S	213.558	206.080	200.144	201.830	208.687	208.238	195.579	206.031	204.199			
83	T	2.2446	4.1330	4.2652	2.1634	2.0908	4.1121	4.1811	2.2349	25.4251			
	S	211.113	207.201	202.218	203.594	209.685	212.234	198.947	206.538	206.017			
84	T	2.2322	4.1287	4.2703	2.1729	2.1078	4.1393	4.2414	2.2586	25.5512			
	S	212.285	207.417	201.976	202.704	207.994	210.839	196.119	204.370	205.000			
85	T	2.2519	4.1456	4.3376	2.1860	2.1067	4.2205	4.2344	2.2422	25.7249			
	S	210.428	206.572	198.843	201.489	208.102	206.783	196.443	205.865	203.616			
86	T	2.2506	4.1913	4.3325	2.1988	2.1077	4.1812	4.3112	2.2842	25.8575			
	S	210.550	204.319	199.077	200.316	208.004	208.727	192.944	202.080	202.572			
87	T	2.2715	4.1915	4.2868	2.1705	2.0913	4.1826	4.2834	2.2629	25.7405			
	S	208.613	204.310	201.199	202.928	209.635	208.657	194.196	203.982	203.493			
88	T	2.2730	4.1470	4.4199	2.2295	2.1255	4.2204	4.2370	2.2444	25.8967			
	S	208.475	206.502	195.140	197.558	206.262	206.788	196.322	205.663	202.265			
89	T	2.2493	4.1853	4.2636	2.1640	2.0879	4.1606	4.2501	2.2561	25.6169			
	S	210.672	204.612	202.294	203.537	209.976	209.760	195.717	204.597	204.474			
90	T	2.2532	4.1810	4.3498	2.1972	2.1040	4.2379	4.3060	2.2698	25.8989			
	S	210.307	204.823	198.285	200.462	208.369	205.934	193.177	203.362	202.248			
91	T	2.2641	4.2245	4.3484	2.2113	2.1152	4.1596	4.3037	2.2758	25.9026			
	S	209.294	202.714	198.349	199.184	207.266	209.810	193.280	202.826	202.219			
92	T	2.2720	4.2025	4.3444	2.1825	2.0968	4.1979	4.2848	2.2643	25.8452			
	S	208.567	203.775	198.531	201.812	209.085	207.896	194.132	203.856	202.668			
93	T	2.2672	4.2138	4.3582	2.1958	2.1147	4.1935	4.2450	2.2476	25.8358			
	S	209.008	203.228	197.903	200.590	207.315	208.114	195.952	205.371	202.742			
94	T	2.2527	4.1711	4.4168	2.2355	2.1350	4.2435	4.3193	2.2689	26.0428			
	S	210.354	205.309	195.277	197.027	205.344	205.662	192.582	203.443	201.130			
95	T	2.2503	4.1946	4.3316	2.1840	2.0948	4.1896	4.3046	2.2646	25.8141			
	S	210.578	204.159	199.118	201.673	209.284	208.308	193.239	203.829	202.912			

Event: Firestone 600
Track: Texas Motor Speedway
Report: Section Data Report
Session: Race

Round 8
1.455 mile(s)
Verizon INDYCAR Series
June 7, 2014



Section Data for Car 34 - Munoz, Carlos (R)

Lap	T/S	SF to T1	T1 to SS1	SS1 to T2	T2 to BS	BS to T3	T3 to SS2	SS2 to T4	T4 to SF	Lap	PI to PO	PO to SF	SF to PI
96	T	2.2523	4.1748	4.3837	2.1975	2.1057	4.2672	4.4707	2.3160	26.1679			
	S	210.391	205.127	196.752	200.434	208.201	204.520	186.060	199.305	200.169			
97	T	2.2961	4.2734	4.3822	2.2149	2.1178	4.2578	4.3834	2.2978	26.2234			
	S	206.378	200.394	196.819	198.860	207.012	204.971	189.766	200.884	199.745			
98	T	2.2822	4.2301	4.4447	2.2329	2.1206	4.2232	4.4718	2.3149	26.3204			
	S	207.635	202.445	194.051	197.257	206.738	206.651	186.014	199.400	199.009			
99	T	2.2885	4.2025	4.3221	2.1840	2.0960	4.1997	4.2870	2.2640	25.8438			
	S	207.063	203.775	199.556	201.673	209.165	207.807	194.033	203.883	202.679			
100	T	2.2761	4.2060	4.3557	2.1941	2.4237	5.8062			37.0491	26.3028		29.7289
	S	208.191	203.605	198.016	200.745	180.884	150.310			141.380	34.165		157.468
101	T			5.5004	2.5410	2.3513	4.3482	4.2231	2.2395	49.2210		30.2384	
	S			156.807	173.339	186.454	200.710	196.969	206.113	106.418		154.297	
102	T	2.2550	4.1065	4.0664	2.0917	2.0365	3.9974	4.0689	2.1878	24.8102			
	S	210.139	208.539	212.104	210.573	215.276	218.324	204.433	210.984	211.123			
103	T	2.2007	4.0624	4.0384	2.0801	2.0262	3.9799	4.0753	2.1803	24.6433			
	S	215.324	210.802	213.575	211.747	216.370	219.284	204.112	211.710	212.553			
104	T	2.1931	4.1091	4.0985	2.0896	2.0310	4.0496	4.1002	2.1743	24.8454			
	S	216.070	208.407	210.443	210.784	215.859	215.510	202.873	212.294	210.824			
105	T	2.1975	4.0807	4.1174	2.0938	2.0320	4.0391	4.1076	2.2061	24.8742			
	S	215.638	209.857	209.477	210.361	215.753	216.070	202.507	209.234	210.580			
106	T	2.2155	4.0787	4.0714	2.0946	2.0329	4.0081	4.0890	2.1943	24.7845			
	S	213.886	209.960	211.844	210.281	215.657	217.741	203.428	210.359	211.342			
107	T	2.2035	4.0668	4.0667	2.0949	2.0326	4.0200	4.1049	2.2060	24.7954			
	S	215.050	210.574	212.088	210.251	215.689	217.096	202.640	209.243	211.249			
108	T	2.2119	4.0475	4.0540	2.0960	2.0331	4.0089	4.1208	2.2050	24.7772			
	S	214.234	211.578	212.753	210.141	215.636	217.697	201.858	209.338	211.404			
109	T	2.2133	4.0564	4.0917	2.1062	2.0369	4.0346	4.1225	2.2096	24.8712			
	S	214.098	211.114	210.793	209.123	215.233	216.311	201.775	208.902	210.605			
110	T	2.2234	4.0743	4.0672	2.0936	2.0296	4.0505	4.1317	2.2177	24.8880			
	S	213.126	210.187	212.062	210.381	216.008	215.462	201.326	208.139	210.463			
111	T	2.2319	4.0790	4.1003	2.1114	2.0407	4.0563	4.1544	2.2175	24.9915			
	S	212.314	209.945	210.350	208.608	214.833	215.154	200.226	208.158	209.591			
112	T	2.2206	4.1188	4.2087	2.1675	2.0907	4.0875	4.1644	2.2301	25.2883			
	S	213.394	207.916	204.933	203.209	209.695	213.511	199.745	206.982	207.131			
113	T	2.2311	4.1106	4.1480	2.1307	2.0519	4.0728	4.1926	2.2419	25.1796			
	S	212.390	208.331	207.932	206.718	213.660	214.282	198.402	205.893	208.026			
114	T	2.2349	4.0968	4.1425	2.1285	2.0455	4.0913	4.2240	2.2421	25.2056			
	S	212.029	209.032	208.208	206.932	214.329	213.313	196.927	205.874	207.811			

Event: Firestone 600
Track: Texas Motor Speedway
Report: Section Data Report
Session: Race

Round 8
1.455 mile(s)
Verizon INDYCAR Series
June 7, 2014



Section Data for Car 34 - Munoz, Carlos (R)

Lap	T/S	SF to T1	T1 to SS1	SS1 to T2	T2 to BS	BS to T3	T3 to SS2	SS2 to T4	T4 to SF	Lap	PI to PO	PO to SF	SF to PI
115	T	2.2298	4.0748	4.2734	2.1765	2.1039	4.3481	4.4212	2.2872	25.9149			
	S	212.514	210.161	201.830	202.368	208.379	200.715	188.143	201.815	202.123			
116	T	2.2787	4.2054	4.2983	2.1551	2.0782	4.1582	4.2046	2.2203	25.5988			
	S	207.953	203.634	200.661	204.378	210.956	209.881	197.835	207.896	204.619			
117	T	2.2031	4.1291	4.2643	2.1580	2.0580	4.2107	4.4560	2.3340	25.8132			
	S	215.089	207.397	202.261	204.103	213.027	207.264	186.674	197.768	202.919			
118	T	2.3001	4.2441	4.2394	2.1403	2.0605	4.0780	4.2107	2.2355	25.5086			
	S	206.019	201.777	203.449	205.791	212.768	214.009	197.549	206.482	205.343			
119	T	2.2251	4.1229	4.2876	2.1657	2.0711	4.1015	4.2004	2.2369	25.4112			
	S	212.963	207.709	201.161	203.377	211.679	212.782	198.033	206.353	206.130			
120	T	2.3858	5.2716	6.0749	3.4046	3.3121	7.8490	12.3808	5.4486	46.1274			
	S	198.618	162.449	141.978	129.370	132.366	111.190	67.186	84.717	113.555			
121	T	5.2001	8.5560	7.7139	3.9420	4.1276	10.3805	12.6005	5.6644	58.1850			
	S	91.126	100.089	111.811	111.734	106.214	84.074	66.015	81.490	90.023			
122	T	5.3311	10.0069	9.8830	5.2102	5.2006	12.6780	12.7333	5.3066	66.3497			
	S	88.887	85.577	87.271	84.537	84.300	68.838	65.326	86.984	78.945			
123	T	4.7947	12.9115	10.8076	5.6752	4.8583	10.6991	11.8557	5.5306	67.1327			
	S	98.831	66.326	79.805	77.610	90.239	81.570	70.162	83.461	78.025			
124	T	5.6553	10.8712	10.4244	5.3258	5.6000	11.0609	11.4559	5.7401	66.1336			
	S	83.791	78.774	82.739	82.702	78.287	78.902	72.610	80.415	79.203			
125	T	6.0413	10.1447	9.9516	4.2210	3.8104	10.3467	13.2856	5.4528	63.2541			
	S	78.437	84.415	86.669	104.348	115.056	84.348	62.611	84.652	82.809			
126	T	5.6137	9.5648	9.7754	5.2526	5.7877	12.4977	12.5724	4.8884	65.9527			
	S	84.412	89.533	88.232	83.855	75.748	69.831	66.162	94.426	79.421			
127	T	6.2828	10.9662	9.6800	5.2692	6.1498	11.7657	12.5480	5.2982	67.9599			
	S	75.422	78.091	89.101	83.590	71.288	74.176	66.291	87.122	77.075			
128	T	6.1776	10.5961	10.9864	5.3625	5.2441	12.6063	14.3248	5.5129	70.8107			
	S	76.707	80.819	78.506	82.136	83.600	69.229	58.068	83.729	73.972			
129	T	5.6857	9.4368	9.9641	4.9549	5.5002	10.7573	11.5447	5.4044	63.2481			
	S	83.343	90.747	86.561	88.893	79.708	81.129	72.052	85.410	82.817			
130	T	3.9497	5.4543	4.7568	2.3979	2.3792	5.1026			106.5864	82.0081		32.2686
	S	119.975	157.007	181.319	183.683	184.267	171.036			49.143	10.958		145.075
131	T			5.8508	2.6619	2.4199	5.0225			48.1782	26.9428		
	S			147.416	165.466	181.168	173.764			108.721	33.353		
132	T			6.1111	2.7404	2.4667	4.7323	5.0542	3.6018	53.7520		34.1377	
	S			141.137	160.726	177.731	184.419	164.580	128.156	97.448		136.672	
133	T	4.8539	8.6624	7.2299	4.8492	3.9118	5.6061	4.8242	2.4276	42.3651			
	S	97.625	98.860	119.296	90.830	112.073	155.675	172.426	190.143	123.640			

Event: Firestone 600
Track: Texas Motor Speedway
Report: Section Data Report
Session: Race

Round 8
1.455 mile(s)
Verizon INDYCAR Series
June 7, 2014



Section Data for Car 34 - Munoz, Carlos (R)

Lap	T/S	SF to T1	T1 to SS1	SS1 to T2	T2 to BS	BS to T3	T3 to SS2	SS2 to T4	T4 to SF	Lap	PI to PO	PO to SF	SF to PI
134	T	2.3514	4.5050	4.3554	2.1340	2.0437	4.1188	4.1718	2.1800	25.8601			
	S	201.524	190.092	198.030	206.399	214.517	211.889	199.391	211.739	202.551			
135	T	2.1860	4.1062	4.1265	2.0820	2.0122	4.0468	4.1712	2.2009	24.9318			
	S	216.772	208.554	209.015	211.554	217.876	215.659	199.419	209.728	210.093			
136	T	2.2005	4.0548	4.1178	2.0990	2.0234	4.0336	4.0981	2.1717	24.7989			
	S	215.344	211.198	209.457	209.840	216.670	216.364	202.977	212.548	211.219			
137	T	2.1753	4.0404	4.1373	2.0940	2.0285	4.1049	4.1057	2.1812	24.8673			
	S	217.838	211.950	208.469	210.341	216.125	212.606	202.601	211.622	210.638			
138	T	2.1818	4.0406	4.2396	2.1271	2.0476	4.0643	4.1247	2.2051	25.0308			
	S	217.189	211.940	203.439	207.068	214.109	214.730	201.668	209.329	209.262			
139	T	2.2037	4.0705	4.0999	2.0935	2.0262	4.0482	4.1301	2.1893	24.8614			
	S	215.031	210.383	210.371	210.391	216.370	215.584	201.404	210.839	210.688			
140	T	2.1886	4.0648	4.1659	2.1149	2.0343	4.2013	4.2178	2.2215	25.2091			
	S	216.515	210.678	207.038	208.263	215.509	207.728	197.216	207.783	207.782			
141	T	2.2084	4.0884	4.2470	2.1493	2.0684	4.1201	4.2946	2.2712	25.4474			
	S	214.573	209.462	203.085	204.929	211.956	211.822	193.689	203.237	205.836			
142	T	2.2646	4.1597	4.1899	2.1324	2.0632	4.0360	4.1194	2.1979	25.1631			
	S	209.248	205.871	205.852	206.553	212.490	216.236	201.927	210.015	208.162			
143	T	2.1993	4.0980	4.1918	2.1271	2.0408	4.1361	4.2914	2.2463	25.3308			
	S	215.461	208.971	205.759	207.068	214.822	211.002	193.834	205.489	206.784			
144	T	2.2338	4.1183	4.2699	2.1692	2.0759	4.0885	4.2384	2.2337	25.4277			
	S	212.133	207.941	201.995	203.049	211.190	213.459	196.258	206.649	205.996			
145	T	2.2169	4.0999	4.2595	2.1486	2.0613	4.0705	4.3710	2.3235	25.5512			
	S	213.751	208.874	202.489	204.996	212.686	214.403	190.304	198.662	205.000			
146	T	2.2847	4.1971	4.1372	2.1145	2.0331	4.1765	4.2307	2.2410	25.4148			
	S	207.407	204.037	208.474	208.302	215.636	208.961	196.615	205.975	206.100			
147	T	2.2270	4.1021	4.2655	2.1802	2.0880	4.1266	4.2517	2.2428	25.4839			
	S	212.781	208.762	202.204	202.025	209.966	211.488	195.644	205.810	205.542			
148	T	2.2345	4.0933	4.2326	2.1542	2.0706	4.1101	4.1954	2.2297	25.3204			
	S	212.067	209.211	203.775	204.463	211.730	212.337	198.269	207.019	206.869			
149	T	2.2215	4.1019	4.2754	2.1800	2.0861	4.1361	4.1925	2.2242	25.4177			
	S	213.308	208.772	201.736	202.043	210.157	211.002	198.406	207.531	206.077			
150	T	2.2133	4.2056	4.4033	2.2688	2.1407	4.2151	4.2082	2.2303	25.8853			
	S	214.098	203.625	195.876	194.135	204.797	207.048	197.666	206.964	202.354			
151	T	2.2209	4.1108	4.2366	2.1479	2.0562	4.2193	4.2768	2.2358	25.5043			
	S	213.366	208.320	203.583	205.063	213.213	206.842	194.495	206.454	205.377			
152	T	2.2227	4.1232	4.2400	2.1494	2.0565	4.2570	4.2884	2.2435	25.5807			
	S	213.193	207.694	203.420	204.920	213.182	205.010	193.969	205.746	204.764			

Event: Firestone 600
Track: Texas Motor Speedway
Report: Section Data Report
Session: Race

Round 8
1.455 mile(s)
Verizon INDYCAR Series
June 7, 2014



Section Data for Car 34 - Munoz, Carlos (R)

Lap	T/S	SF to T1	T1 to SS1	SS1 to T2	T2 to BS	BS to T3	T3 to SS2	SS2 to T4	T4 to SF	Lap	PI to PO	PO to SF	SF to PI
153	T	2.2236	4.0963	4.1707	2.1231	2.0371	4.1648	4.3097	2.2736	25.3989			
	S	213.107	209.058	206.800	207.458	215.212	209.548	193.011	203.022	206.229			
154	T	2.2664	4.1799	4.3049	2.1627	2.0658	4.1113	4.3014	2.2566	25.6490			
	S	209.082	204.877	200.353	203.660	212.222	212.275	193.383	204.551	204.218			
155	T	2.2543	4.1305	4.3420	2.2012	2.1003	4.1258	4.2546	2.2342	25.6429			
	S	210.204	207.327	198.641	200.097	208.736	211.529	195.510	206.602	204.267			
156	T	2.2254	4.1560	4.2472	2.1562	2.0903	4.1300	4.2362	2.2424	25.4837			
	S	212.934	206.055	203.075	204.274	209.735	211.314	196.360	205.847	205.543			
157	T	2.2405	4.1247	4.3344	2.1875	2.0932	4.1605	4.3430	2.2598	25.7436			
	S	211.499	207.618	198.989	201.351	209.444	209.765	191.531	204.262	203.468			
158	T	2.2596	4.2514	4.2656	2.1508	2.0833	4.2220	4.3884	2.2865	25.9076			
	S	209.711	201.431	202.199	204.786	210.440	206.709	189.549	201.877	202.180			
159	T	2.2719	4.2106	4.2401	2.1323	2.0627	4.1585	4.2811	2.2477	25.6049			
	S	208.576	203.383	203.415	206.563	212.541	209.866	194.300	205.361	204.570			
160	T	2.2396	4.1131	4.2577	2.1680	2.0989	4.1831	4.4608	2.3574	25.8786			
	S	211.584	208.204	202.574	203.162	208.876	208.632	186.473	195.805	202.407			
161	T	2.3172	4.2068	4.2127	2.1392	2.0539	4.1447	4.2825	2.2491	25.6061			
	S	204.498	203.567	204.738	205.897	213.452	210.565	194.237	205.234	204.561			
162	T	2.2600	4.1427	4.2577	2.1655	2.0973	4.1219	4.2402	2.2446	25.5299			
	S	209.674	206.716	202.574	203.396	209.035	211.729	196.174	205.645	205.171			
163	T	2.2523	4.1635	4.3684	2.1951	2.1117	4.1470	4.2224	2.2416	25.7020			
	S	210.391	205.684	197.441	200.654	207.610	210.448	197.001	205.920	203.797			
164	T	2.2474	4.1620	4.3391	2.1836	2.1018	4.1455	4.2403	2.2526	25.6723			
	S	210.850	205.758	198.774	201.710	208.587	210.524	196.170	204.915	204.033			
165	T	2.2484	4.1584	4.3822	2.2042	2.1138	4.2308	4.2946	2.2676	25.9000			
	S	210.756	205.936	196.819	199.825	207.403	206.279	193.689	203.559	202.239			
166	T	2.2694	4.1968	4.2641	2.1600	2.0904	4.1200	4.2940	2.2716	25.6663			
	S	208.806	204.052	202.270	203.914	209.725	211.827	193.716	203.201	204.081			
167	T	2.2666	4.1616	4.2903	2.1658	2.0978	4.1505	4.3212	2.2662	25.7200			
	S	209.064	205.777	201.035	203.368	208.985	210.270	192.497	203.685	203.655			
168	T	2.2526	4.4478	4.6315	2.2640	2.1534	4.2406	4.2977	2.2640	26.5516			
	S	210.363	192.536	186.225	194.547	203.589	205.803	193.550	203.883	197.276			
169	T	2.2750	4.2615	4.3203	2.1857	2.1041	4.2444	4.3375	2.2783	26.0068			
	S	208.292	200.954	199.639	201.516	208.359	205.619	191.774	202.603	201.409			
170	T	2.2766	4.2065	4.2468	2.1614	2.0879	4.1317	4.2334	2.2466	25.5909			
	S	208.145	203.581	203.094	203.782	209.976	211.227	196.489	205.462	204.682			
171	T	2.2604	4.1596	4.3530	2.1929	2.1058	4.1556	4.2413	2.2461	25.7147			
	S	209.637	205.876	198.139	200.855	208.191	210.012	196.123	205.508	203.697			

Event: Firestone 600
Track: Texas Motor Speedway
Report: Section Data Report
Session: Race

Round 8
1.455 mile(s)
Verizon INDYCAR Series
June 7, 2014



Section Data for Car 34 - Munoz, Carlos (R)

Lap	T/S	SF to T1	T1 to SS1	SS1 to T2	T2 to BS	BS to T3	T3 to SS2	SS2 to T4	T4 to SF	Lap	PI to PO	PO to SF	SF to PI
172	T	2.2485	4.1544	4.4144	2.2133	2.1161	4.1688	4.2403	2.2433	25.7991			
	S	210.747	206.134	195.383	199.004	207.178	209.347	196.170	205.764	203.030			
173	T	2.2555	4.1521	4.3394	2.1927	2.1084	4.2045	4.2562	2.2553	25.7641			
	S	210.093	206.248	198.760	200.873	207.934	207.570	195.437	204.669	203.306			
174	T	2.2596	4.1759	4.3467	2.2077	2.1184	4.1951	4.3306	2.2965	25.9305			
	S	209.711	205.073	198.426	199.508	206.953	208.035	192.079	200.998	202.002			
175	T	2.2836	4.2480	4.3731	2.2018	2.1100	4.1889	4.2463	2.2529	25.9046			
	S	207.507	201.592	197.229	200.043	207.777	208.343	195.892	204.887	202.203			
176	T	2.2510	4.1905	4.3073	2.2114	2.6031	6.2347			37.9077	27.4505		30.5844
	S	210.512	204.358	200.241	199.175	168.418	139.979			138.178	32.737		153.064
177	T			5.5568	2.5752	2.3786	4.3807	4.2451	2.2499	49.7006		29.5734	
	S			155.215	171.037	184.314	199.221	195.948	205.161	105.391		157.766	
178	T	2.2645	4.0988	4.0525	2.0912	2.0325	3.9746	4.0678	2.2024	24.7843			
	S	209.258	208.930	212.832	210.623	215.699	219.576	204.488	209.585	211.343			
179	T	2.2233	4.0318	4.0119	2.0807	2.0272	3.9710	4.0743	2.1951	24.6153			
	S	213.135	212.402	214.985	211.686	216.263	219.775	204.162	210.282	212.794			
180	T	2.2076	4.0331	4.0377	2.0833	2.0248	3.9876	4.1093	2.2058	24.6892			
	S	214.651	212.334	213.612	211.422	216.520	218.860	202.423	209.262	212.158			
181	T	2.2081	4.0708	4.0877	2.0986	2.0298	3.9961	4.1028	2.2027	24.7966			
	S	214.602	210.367	210.999	209.880	215.986	218.395	202.744	209.557	211.239			
182	T	2.2055	4.0579	4.1235	2.1074	2.0328	4.0199	4.1209	2.1971	24.8650			
	S	214.855	211.036	209.167	209.004	215.668	217.102	201.854	210.091	210.658			
183	T	2.1951	4.0919	4.1939	2.1325	2.0475	4.1957	4.1880	2.2079	25.2525			
	S	215.873	209.283	205.656	206.544	214.119	208.005	198.619	209.063	207.425			
184	T	2.2164	4.1230	4.2005	2.1292	2.0536	4.0436	4.1416	2.2139	25.1218			
	S	213.799	207.704	205.333	206.864	213.483	215.829	200.845	208.497	208.504			
185	T	2.2141	4.0643	4.1260	2.1073	2.0307	4.1164	4.2293	2.2322	25.1203			
	S	214.021	210.704	209.040	209.014	215.891	212.012	196.680	206.787	208.517			
186	T	2.2399	4.1583	4.2074	2.1220	2.0502	4.0846	4.2172	2.2322	25.3118			
	S	211.556	205.941	204.996	207.566	213.837	213.663	197.244	206.787	206.939			
187	T	2.2228	4.0617	4.1802	2.1373	2.0649	4.0441	4.1387	2.2072	25.0569			
	S	213.183	210.839	206.330	206.080	212.315	215.803	200.985	209.130	209.044			
188	T	2.2100	4.1087	4.2638	2.1673	2.0992	4.1569	4.2312	2.2382	25.4753			
	S	214.418	208.427	202.284	203.227	208.846	209.947	196.592	206.233	205.611			
189	T	2.2467	4.0923	4.2225	2.1764	2.0938	4.0874	4.1586	2.2272	25.3049			
	S	210.915	209.262	204.263	202.378	209.384	213.516	200.024	207.252	206.995			
190	T	2.2282	4.0945	4.1764	2.1423	2.0697	4.0649	4.1689	2.2308	25.1757			
	S	212.667	209.150	206.518	205.599	211.823	214.698	199.529	206.917	208.058			

Event: Firestone 600
 Track: Texas Motor Speedway
 Report: Section Data Report
 Session: Race

Round 8
 1.455 mile(s)
 Verizon INDYCAR Series
 June 7, 2014



Section Data for Car 34 - Munoz, Carlos (R)

Lap	T/S	SF to T1	T1 to SS1	SS1 to T2	T2 to BS	BS to T3	T3 to SS2	SS2 to T4	T4 to SF	Lap	PI to PO	PO to SF	SF to PI
191	T	2.2323	4.1065	4.2020	2.1548	2.0836	4.0742	4.1747	2.2364	25.2645			
	S	212.276	208.539	205.259	204.406	210.409	214.208	199.252	206.399	207.326			
192	T	2.2400	4.1222	4.2191	2.1443	2.0781	4.0729	4.1899	2.2339	25.3004			
	S	211.546	207.744	204.427	205.407	210.966	214.277	198.529	206.630	207.032			
193	T	2.2414	4.1254	4.2547	2.1550	2.0854	4.0744	4.1536	2.2269	25.3168			
	S	211.414	207.583	202.717	204.387	210.228	214.198	200.264	207.280	206.898			
194	T	2.2288	4.0953	4.3253	2.1933	2.1092	4.1703	4.1855	2.2361	25.5438			
	S	212.609	209.109	199.408	200.818	207.856	209.272	198.738	206.427	205.060			
195	T	2.2403	4.1267	4.2472	2.1566	2.0850	4.1151	4.2281	2.2463	25.4453			
	S	211.518	207.518	203.075	204.236	210.268	212.079	196.736	205.489	205.853			
196	T	2.2495	4.1667	4.2831	2.1692	2.0980	4.2549	4.2976	2.2875	25.8065			
	S	210.653	205.526	201.373	203.049	208.965	205.111	193.554	201.788	202.972			
197	T	2.2718	4.2317	4.3340	2.1812	2.1068	4.1362	4.3040	2.3261	25.8918			
	S	208.585	202.369	199.008	201.932	208.092	210.997	193.266	198.440	202.303			
198	T	2.2964	4.2682	4.2962	2.1826	2.1051	4.2558	4.3083	2.2734	25.9860			
	S	206.351	200.638	200.759	201.803	208.260	205.068	193.073	203.040	201.570			
199	T	2.2725	4.2105	4.3314	2.1977	2.1102	4.2211	4.2740	2.2611	25.8785			
	S	208.521	203.388	199.127	200.416	207.757	206.754	194.623	204.144	202.407			
200	T	2.2715	4.2516	4.3356	2.1999	2.1126	4.2054	4.3097	2.2772	25.9635			
	S	208.613	201.421	198.934	200.216	207.521	207.525	193.011	202.701	201.745			
201	T	2.2787	4.2152	4.3154	2.1849	2.1030	4.1748	4.2620	2.2573	25.7913			
	S	207.953	203.161	199.866	201.590	208.468	209.046	195.171	204.488	203.092			
202	T	2.2641	4.2041	4.3127	2.1802	2.1036	4.1848	4.2684	2.2593	25.7772			
	S	209.294	203.697	199.991	202.025	208.409	208.547	194.878	204.307	203.203			
203	T	2.2688	4.2066	4.3099	2.1777	2.0988	4.1638	4.2894	2.2721	25.7871			
	S	208.861	203.576	200.121	202.257	208.886	209.599	193.924	203.156	203.125			
204	T	2.2680	4.1811	4.2960	2.1723	2.0963	4.1791	4.2765	2.2530	25.7223			
	S	208.935	204.818	200.768	202.760	209.135	208.831	194.509	204.878	203.637			
205	T	2.2452	4.1954	4.3120	2.1597	2.0907	4.1630	4.2672	2.2579	25.6911			
	S	211.056	204.120	200.023	203.942	209.695	209.639	194.933	204.434	203.884			
206	T	2.2601	4.2008	4.2914	2.1757	2.1057	4.1949	4.2511	2.2555	25.7352			
	S	209.665	203.857	200.983	202.443	208.201	208.045	195.671	204.651	203.534			
207	T	2.2628	4.1843	4.2892	2.1792	2.0979	4.1448	4.3077	2.2775	25.7434			
	S	209.415	204.661	201.086	202.118	208.975	210.560	193.100	202.674	203.470			
208	T	2.2691	4.1983	4.4694	2.2504	2.1452	4.2379	4.3349	2.2829	26.1881			
	S	208.833	203.979	192.979	195.723	204.367	205.934	191.889	202.195	200.015			
209	T	2.2813	4.2907	4.3891	2.2255	2.1271	4.2468	4.3187	2.2886	26.1678			
	S	207.716	199.586	196.510	197.913	206.106	205.502	192.608	201.691	200.170			

Event: Firestone 600
Track: Texas Motor Speedway
Report: Section Data Report
Session: Race

Round 8
1.455 mile(s)
Verizon INDYCAR Series
June 7, 2014



Section Data for Car 34 - Munoz, Carlos (R)

Lap	T/S	SF to T1	T1 to SS1	SS1 to T2	T2 to BS	BS to T3	T3 to SS2	SS2 to T4	T4 to SF	Lap	PI to PO	PO to SF	SF to PI
210	T	2.2797	4.3152	4.4240	2.2279	2.1325	4.3257	4.3564	2.2881	26.3495			
	S	207.862	198.453	194.959	197.699	205.585	201.754	190.942	201.735	198.789			
211	T	2.2814	4.2581	4.5224	2.3006	2.1794	4.7261	4.5914	2.3528	27.2122			
	S	207.707	201.114	190.717	191.452	201.160	184.661	181.169	196.188	192.487			
212	T	2.3134	4.3393	4.4465	2.3053	2.6952	6.1586			37.7412	30.9438		30.3639
	S	204.834	197.351	193.973	191.062	162.663	141.709			138.787	29.041		154.175
213	T			5.6411	2.5741	2.3793	4.4422	4.2890	2.2592	53.5668		30.0003	
	S			152.896	171.110	184.260	196.463	193.942	204.316	97.784		155.521	
214	T	2.2638	4.1613	4.1343	2.1103	2.0476	4.0347	4.1048	2.2011	25.0579			
	S	209.322	205.792	208.621	208.717	214.109	216.305	202.645	209.709	209.036			
215	T	2.2192	4.1001	4.1133	2.1072	2.0419	4.0017	4.0877	2.1972	24.8683			
	S	213.529	208.864	209.686	209.024	214.706	218.089	203.493	210.081	210.630			
216	T	2.2135	4.0731	4.0695	2.0967	2.0326	3.9946	4.0989	2.2010	24.7799			
	S	214.079	210.249	211.942	210.070	215.689	218.477	202.937	209.719	211.381			
217	T	2.2164	4.0664	4.0814	2.0988	2.0354	4.0295	4.1305	2.2149	24.8733			
	S	213.799	210.595	211.325	209.860	215.392	216.585	201.384	208.403	210.587			
218	T	2.2299	4.1066	4.1195	2.1159	2.0470	4.0257	4.1200	2.2117	24.9763			
	S	212.504	208.533	209.370	208.164	214.172	216.789	201.898	208.704	209.719			
219	T	2.2255	4.0877	4.1188	2.1192	2.0496	4.0184	4.1425	2.2212	24.9829			
	S	212.925	209.498	209.406	207.840	213.900	217.183	200.801	207.812	209.663			
220	T	2.2300	4.0925	4.1198	2.1154	2.0496	4.0453	4.1540	2.2224	25.0290			
	S	212.495	209.252	209.355	208.213	213.900	215.739	200.245	207.699	209.277			
221	T	2.2364	4.1190	4.1355	2.1167	2.0506	4.0499	4.1588	2.2287	25.0956			
	S	211.887	207.906	208.560	208.085	213.796	215.494	200.014	207.112	208.722			
222	T	2.2370	4.1216	4.1493	2.1294	2.0604	4.0398	4.1418	2.2191	25.0984			
	S	211.830	207.775	207.866	206.844	212.779	216.032	200.835	208.008	208.699			
223	T	2.2330	4.0930	4.1399	2.1332	2.0636	4.0788	4.1714	2.2340	25.1469			
	S	212.209	209.226	208.338	206.476	212.449	213.967	199.410	206.621	208.296			
224	T	2.2411	4.1359	4.2051	2.1534	2.0791	4.0904	4.1903	2.2467	25.3420			
	S	211.442	207.056	205.108	204.539	210.865	213.360	198.510	205.453	206.692			
225	T	2.2485	4.1182	4.1511	2.1260	2.0574	4.0596	4.1595	2.2281	25.1484			
	S	210.747	207.946	207.776	207.175	213.089	214.979	199.980	207.168	208.284			
226	T	2.2348	4.1162	4.1510	2.1305	2.0618	4.0611	4.1833	2.2388	25.1775			
	S	212.038	208.047	207.781	206.738	212.634	214.899	198.843	206.178	208.043			
227	T	2.2454	4.1296	4.1803	2.1476	2.0735	4.0715	4.1817	2.2389	25.2685			
	S	211.038	207.372	206.325	205.092	211.434	214.350	198.919	206.169	207.294			
228	T	2.2449	4.1390	4.1921	2.1483	2.0729	4.0773	4.1797	2.2380	25.2922			
	S	211.085	206.901	205.744	205.025	211.496	214.045	199.014	206.252	207.099			

Event: Firestone 600
Track: Texas Motor Speedway
Report: Section Data Report
Session: Race

Round 8
1.455 mile(s)
Verizon INDYCAR Series
June 7, 2014



Section Data for Car 34 - Munoz, Carlos (R)

Lap	T/S	SF to T1	T1 to SS1	SS1 to T2	T2 to BS	BS to T3	T3 to SS2	SS2 to T4	T4 to SF	Lap	PI to PO	PO to SF	SF to PI
229	T	2.2445	4.1208	4.2210	2.1582	2.0820	4.1251	4.2030	2.2480	25.4026			
	S	211.122	207.815	204.335	204.084	210.571	211.565	197.911	205.334	206.199			
230	T	2.2562	4.1840	4.2915	2.2045	2.1139	4.1920	4.3031	2.2862	25.8314			
	S	210.027	204.676	200.979	199.798	207.393	208.189	193.307	201.903	202.776			
231	T	2.2729	4.1848	4.3105	2.2031	2.1100	4.1127	4.1935	2.2400	25.6275			
	S	208.484	204.637	200.093	199.925	207.777	212.203	198.359	206.067	204.390			
232	T	2.2444	4.1228	4.1974	2.1902	2.0995	4.1181	4.2221	2.2537	25.4482			
	S	211.132	207.714	205.484	201.102	208.816	211.925	197.015	204.815	205.830			
233	T	2.2498	4.1560	4.3085	2.1942	2.1042	4.1203	4.2458	2.2693	25.6481			
	S	210.625	206.055	200.186	200.736	208.350	211.812	195.916	203.407	204.226			
234	T	2.2651	4.2584	4.4414	2.2377	2.1282	4.1941	4.2530	2.2621	26.0400			
	S	209.202	201.100	194.196	196.834	206.000	208.085	195.584	204.054	201.152			
235	T	2.2587	4.1612	4.2418	2.1601	2.0695	4.0976	4.2321	2.2572	25.4782			
	S	209.795	205.797	203.333	203.905	211.843	212.985	196.550	204.497	205.588			
236	T	2.2601	4.1554	4.4269	2.2576	2.1435	4.2002	4.2608	2.2530	25.9575			
	S	209.665	206.085	194.832	195.099	204.530	207.782	195.226	204.878	201.791			
237	T	2.2654	4.1460	4.3252	2.1786	2.0908	4.1200	4.2308	2.2488	25.6056			
	S	209.174	206.552	199.413	202.173	209.685	211.827	196.610	205.261	204.565			
238	T	2.2627	4.2384	4.3697	2.2077	2.1122	4.4085	4.4613	2.3465	26.4070			
	S	209.424	202.049	197.382	199.508	207.560	197.965	186.452	196.715	198.356			
239	T	2.2953	4.4887	5.2542	3.1515	2.9226	6.3201	6.9690	4.1477	35.5491			
	S	206.450	190.782	164.154	139.760	150.007	138.088	119.360	111.288	147.346			
240	T	4.6751	8.7425	7.8292	3.8065	3.8310	9.2691	9.2582	5.0035	52.4151			
	S	101.359	97.954	110.165	115.711	114.437	94.154	89.847	92.254	99.933			
241	T	5.7191	10.3125	10.8523	5.2526	5.5449	10.6209			67.8901	15.0079		60.5684
	S	82.856	83.041	79.476	83.855	79.065	82.171			77.154	59.878		77.291
242	T			11.0299	5.3804	5.9734	11.0221			69.9504	14.9908		
	S			78.197	81.863	73.394	79.180			74.882	59.946		
243	T			9.4688	4.9882	5.5310	7.7787	7.7325	2.9707	55.9974		48.3179	
	S			91.089	88.299	79.264	112.194	107.574	155.381	93.540		96.562	
244	T	2.7038	4.9638	4.9184	2.3921	2.2328	4.5713	4.5418	2.3588	28.6828			
	S	175.258	172.522	175.362	184.129	196.349	190.914	183.147	195.689	182.618			
245	T	2.3138	4.4499	4.5474	2.2451	2.1256	4.3199	4.3225	2.3050	26.6292			
	S	204.799	192.446	189.669	196.185	206.252	202.025	192.439	200.256	196.701			
246	T	2.5359	5.5083										
	S	186.862	155.468										

Event: Firestone 600
 Track: Texas Motor Speedway
 Report: Section Data Report
 Session: Race

Round 8
 1.455 mile(s)
 Verizon INDYCAR Series
 June 7, 2014



Section Data for Car 67 - Newgarden, Josef

Lap	T/S	SF to T1	T1 to SS1	SS1 to T2	T2 to BS	BS to T3	T3 to SS2	SS2 to T4	T4 to SF	Lap	PI to PO	PO to SF	SF to PI
1	T	2.8078	4.7097	4.4011	2.1831	2.1062	4.1350	4.1198	2.1947	26.6574		82.8026	
	S	168.767	181.830	195.974	201.756	208.152	211.059	201.907	210.321	196.493		56.347	
2	T	2.2089	4.0820	4.0841	2.0849	2.0398	4.0463	4.0968	2.2033	24.8461			
	S	214.525	209.790	211.185	211.259	214.927	215.685	203.041	209.500	210.818			
3	T	2.2328	4.0835	4.0861	2.0771	2.0321	3.9900	4.0901	2.1983	24.7900			
	S	212.228	209.713	211.081	212.053	215.742	218.729	203.374	209.976	211.295			
4	T	2.1880	4.0714	4.1509	2.1117	2.0436	4.0105	4.0794	2.1845	24.8400			
	S	216.574	210.336	207.786	208.578	214.528	217.611	203.907	211.303	210.870			
5	T	2.1978	4.0436	4.0812	2.0917	2.0304	4.0138	4.5433	2.7099	25.7117			
	S	215.608	211.782	211.335	210.573	215.923	217.432	183.087	170.335	203.720			
6	T	2.9634	6.9086	9.9939	6.6580	5.9086	10.5675	10.6526	5.4960	59.1486			
	S	159.905	123.956	86.303	66.154	74.198	82.586	78.086	83.987	88.557			
7	T	6.0030	10.6125	10.5198	5.5543	5.1826	9.6376	10.2705	5.6557	63.4360			
	S	78.938	80.694	81.988	79.300	84.593	90.554	80.991	81.615	82.571			
8	T	5.3213	10.9574	9.1531	4.1647	4.1283	8.5338	9.0876	4.8520	56.1982			
	S	89.050	78.154	94.230	105.759	106.196	102.267	91.533	95.134	93.206			
9	T	4.9756	9.4109	9.0225	4.5469	4.6739	9.3781	8.9029	4.7697	55.6805			
	S	95.237	90.997	95.594	96.869	93.799	93.060	93.432	96.776	94.072			
10	T	5.3372	9.5693	8.9113	4.5720	4.4976	8.3645	8.4939	4.9512	54.6970			
	S	88.785	89.491	96.787	96.337	97.476	104.337	97.931	93.228	95.764			
11	T	4.6769	9.9402	8.8037	4.3086	4.2423	8.4932	7.2527	2.8911	50.6087			
	S	101.320	86.152	97.970	102.227	103.342	102.756	114.691	159.659	103.500			
12	T	2.6639	4.5393	4.2880	2.1406	2.0699	4.1013	4.1451	2.2100	26.1581			
	S	177.883	188.655	201.143	205.762	211.802	212.793	200.675	208.865	200.244			
13	T	2.2252	4.1735	4.2371	2.1633	2.0780	4.0403	4.1097	2.1989	25.2260			
	S	212.953	205.191	203.559	203.603	210.976	216.006	202.404	209.919	207.643			
14	T	2.2136	4.0444	4.0734	2.1015	2.0408	4.0489	4.1108	2.1961	24.8295			
	S	214.069	211.741	211.740	209.591	214.822	215.547	202.349	210.187	210.959			
15	T	2.1997	4.0595	4.0791	2.0981	2.0345	3.9876	4.0677	2.1898	24.7160			
	S	215.422	210.953	211.444	209.930	215.487	218.860	204.493	210.791	211.927			
16	T	2.1988	4.0587	4.1012	2.1414	2.0652	4.0811	4.2070	2.2417	25.0951			
	S	215.510	210.995	210.304	205.685	212.284	213.846	197.722	205.911	208.726			
17	T	2.2448	4.1071	4.2020	2.1433	2.0672	4.0584	4.1372	2.2131	25.1731			
	S	211.094	208.508	205.259	205.503	212.079	215.042	201.058	208.572	208.079			
18	T	2.2248	4.0878	4.1082	2.1063	2.0409	4.0401	4.1980	2.2422	25.0483			
	S	212.992	209.493	209.946	209.113	214.812	216.016	198.146	205.865	209.116			
19	T	2.2491	4.1150	4.1748	2.1394	2.0662	4.0247	4.1428	2.2211	25.1331			
	S	210.690	208.108	206.597	205.878	212.181	216.843	200.786	207.821	208.410			

Event: Firestone 600
Track: Texas Motor Speedway
Report: Section Data Report
Session: Race

Round 8
1.455 mile(s)
Verizon INDYCAR Series
June 7, 2014



Section Data for Car 67 - Newgarden, Josef

Lap	T/S	SF to T1	T1 to SS1	SS1 to T2	T2 to BS	BS to T3	T3 to SS2	SS2 to T4	T4 to SF	Lap	PI to PO	PO to SF	SF to PI
20	T	2.2346	4.0923	4.1062	2.1134	2.0449	4.0471	4.1853	2.2260	25.0498			
	S	212.057	209.262	210.048	208.410	214.391	215.643	198.748	207.363	209.103			
21	T	2.2267	4.1007	4.1979	2.1440	2.0685	4.0704	4.1749	2.2336	25.2167			
	S	212.810	208.834	205.460	205.436	211.945	214.408	199.243	206.658	207.719			
22	T	2.2339	4.1215	4.2766	2.2014	2.1184	4.1840	4.2710	2.2735	25.6803			
	S	212.124	207.780	201.679	200.079	206.953	208.587	194.760	203.031	203.970			
23	T	2.2705	4.1433	4.1520	2.1328	2.0540	4.0637	4.1740	2.2250	25.2153			
	S	208.705	206.686	207.731	206.515	213.442	214.762	199.286	207.457	207.731			
24	T	2.2239	4.0918	4.1900	2.1466	2.0816	4.2883	4.3406	2.2874	25.6502			
	S	213.078	209.288	205.847	205.187	210.612	203.514	191.637	201.797	204.209			
25	T	2.2770	4.1642	4.2830	2.1945	2.1050	4.1451	4.2795	2.2737	25.7220			
	S	208.109	205.649	201.378	200.708	208.270	210.544	194.373	203.013	203.639			
26	T	2.2667	4.1466	4.2477	2.1711	2.0868	4.1248	4.2749	2.2756	25.5942			
	S	209.054	206.522	203.051	202.872	210.087	211.581	194.582	202.844	204.656			
27	T	2.2647	4.1727	4.3013	2.1896	2.1032	4.1550	4.2818	2.2786	25.7469			
	S	209.239	205.230	200.521	201.158	208.449	210.043	194.268	202.577	203.442			
28	T	2.2757	4.1805	4.2925	2.1845	2.1005	4.1433	4.2851	2.2795	25.7416			
	S	208.228	204.847	200.932	201.627	208.717	210.636	194.119	202.497	203.484			
29	T	2.2729	4.1887	4.3719	2.2204	2.1286	4.1954	4.3001	2.2847	25.9627			
	S	208.484	204.446	197.283	198.367	205.961	208.020	193.442	202.036	201.751			
30	T	2.2802	4.2230	4.3773	2.2111	2.1196	4.2255	4.3425	2.2853	26.0645			
	S	207.817	202.786	197.039	199.202	206.836	206.538	191.553	201.983	200.963			
31	T	2.2799	4.2195	4.3362	2.2137	2.1231	4.2371	4.3020	2.2745	25.9860			
	S	207.844	202.954	198.907	198.968	206.495	205.973	193.356	202.942	201.570			
32	T	2.2750	4.2215	4.3398	2.1923	2.1112	4.1329	4.2316	2.2651	25.7694			
	S	208.292	202.858	198.742	200.910	207.659	211.166	196.573	203.784	203.264			
33	T	2.2682	4.1942	4.3123	2.1872	2.1041	4.1466	4.2672	2.2651	25.7449			
	S	208.916	204.178	200.009	201.378	208.359	210.468	194.933	203.784	203.458			
34	T	2.2719	4.1864	4.2687	2.1630	2.0955	4.1372	4.2744	2.2667	25.6638			
	S	208.576	204.558	202.052	203.631	209.215	210.946	194.605	203.640	204.101			
35	T	2.2682	4.2185	4.2496	2.1609	2.0938	4.1319	4.2458	2.2533	25.6220			
	S	208.916	203.002	202.960	203.829	209.384	211.217	195.916	204.851	204.434			
36	T	2.2634	4.1916	4.2849	2.1764	2.0982	4.1277	4.2205	2.2488	25.6115			
	S	209.359	204.305	201.288	202.378	208.945	211.432	197.090	205.261	204.518			
37	T	2.2607	4.1876	4.3445	2.2041	2.1166	4.1787	4.2745	2.2618	25.8285			
	S	209.609	204.500	198.527	199.834	207.129	208.851	194.600	204.081	202.799			
38	T	2.2677	4.1855	4.3338	2.1941	2.1080	4.1493	4.2611	2.2543	25.7538			
	S	208.962	204.602	199.017	200.745	207.974	210.331	195.212	204.760	203.387			

Event: Firestone 600
Track: Texas Motor Speedway
Report: Section Data Report
Session: Race

Round 8
1.455 mile(s)
Verizon INDYCAR Series
June 7, 2014



Section Data for Car 67 - Newgarden, Josef

Lap	T/S	SF to T1	T1 to SS1	SS1 to T2	T2 to BS	BS to T3	T3 to SS2	SS2 to T4	T4 to SF	Lap	PI to PO	PO to SF	SF to PI
39	T	2.2657	4.2010	4.3309	2.1940	2.1073	4.1456	4.2636	2.2626	25.7707			
	S	209.147	203.848	199.150	200.754	208.043	210.519	195.098	204.009	203.254			
40	T	2.2622	4.1868	4.3456	2.1921	2.1074	4.1674	4.2820	2.2655	25.8090			
	S	209.470	204.539	198.477	200.928	208.033	209.418	194.259	203.748	202.952			
41	T	2.2696	4.1867	4.3255	2.1960	2.1116	4.1544	4.2921	2.2677	25.8036			
	S	208.787	204.544	199.399	200.571	207.619	210.073	193.802	203.550	202.995			
42	T	2.2719	4.1961	4.3732	2.2189	2.1203	4.1905	4.2803	2.2675	25.9187			
	S	208.576	204.086	197.224	198.501	206.767	208.263	194.336	203.568	202.093			
43	T	2.2703	4.1966	4.4151	2.2334	2.1295	4.2220	4.4001	2.3074	26.1744			
	S	208.723	204.061	195.352	197.213	205.874	206.709	189.045	200.048	200.119			
44	T	2.2963	4.2838	4.4468	2.2411	2.1354	4.2558	4.3355	2.2837	26.2784			
	S	206.360	199.907	193.960	196.535	205.305	205.068	191.862	202.124	199.327			
45	T	2.2761	4.2311	4.4606	2.2462	2.1384	4.3028	4.4767	2.3345	26.4664			
	S	208.191	202.397	193.360	196.089	205.017	202.828	185.811	197.726	197.911			
46	T	2.3121	4.3365	4.4930	2.2504	2.1415	4.3327	4.4898	2.3462	26.7022			
	S	204.949	197.478	191.965	195.723	204.721	201.428	185.268	196.740	196.164			
47	T	2.3192	4.3518	4.5168	2.2607	2.1436	4.3169	4.4372	2.3208	26.6670			
	S	204.322	196.784	190.954	194.831	204.520	202.165	187.465	198.893	196.423			
48	T	2.3041	4.3227	4.4819	2.2452	2.1348	4.2816	4.4469	2.3277	26.5449			
	S	205.661	198.109	192.441	196.176	205.363	203.832	187.056	198.303	197.326			
49	T	2.3088	4.3452	4.5274	2.2632	2.1542	4.3430	4.4533	2.3294	26.7245			
	S	205.242	197.083	190.507	194.616	203.514	200.950	186.787	198.159	196.000			
50	T	2.3102	4.3238	4.4777	2.2436	2.1401	4.3143	4.4511	2.3248	26.5856			
	S	205.118	198.058	192.621	196.316	204.854	202.287	186.879	198.551	197.024			
51	T	2.2993	4.3684	4.4968	2.2501	2.1406	4.3623	4.4429	2.3214	26.6818			
	S	206.090	196.036	191.803	195.749	204.807	200.061	187.224	198.842	196.314			
52	T	2.3004	4.3775	4.5497	2.2628	2.1622	4.4903	4.5053	2.3437	26.9919			
	S	205.992	195.628	189.573	194.650	202.761	194.358	184.631	196.950	194.058			
53	T	2.3181	4.4165	4.5361	2.3056	2.5449	6.4637			38.6615	28.1705		31.3426
	S	204.419	193.901	190.141	191.037	172.270	135.020			135.484	31.900		149.361
54	T			5.7178	2.6356	2.4008	4.4015	4.2512	2.2476	50.5026		29.6510	
	S			150.845	167.117	182.610	198.280	195.667	205.371	103.717		157.353	
55	T	2.2531	4.1049	4.2160	2.1743	2.0998	4.0480	4.1021	2.2078	25.2060			
	S	210.316	208.620	204.578	202.573	208.786	215.595	202.779	209.073	207.808			
56	T	2.2188	4.0693	4.0532	2.0909	2.0362	3.9868	4.0835	2.2039	24.7426			
	S	213.568	210.445	212.795	210.653	215.307	218.904	203.702	209.443	211.700			
57	T	2.2174	4.0444	4.0549	2.0928	2.0366	3.9856	4.0823	2.1993	24.7133			
	S	213.702	211.741	212.706	210.462	215.265	218.970	203.762	209.881	211.951			

Event: Firestone 600
Track: Texas Motor Speedway
Report: Section Data Report
Session: Race

Round 8
1.455 mile(s)
Verizon INDYCAR Series
June 7, 2014



Section Data for Car 67 - Newgarden, Josef

Lap	T/S	SF to T1	T1 to SS1	SS1 to T2	T2 to BS	BS to T3	T3 to SS2	SS2 to T4	T4 to SF	Lap	PI to PO	PO to SF	SF to PI
58	T	2.2115	4.0402	4.0797	2.0982	2.0351	3.9995	4.1452	2.2147	24.8241			
	S	214.273	211.961	211.413	209.920	215.424	218.209	200.670	208.421	211.005			
59	T	2.2071	4.0982	4.2026	2.1220	2.0522	4.0114	4.0945	2.2040	24.9920			
	S	214.700	208.961	205.230	207.566	213.629	217.562	203.155	209.433	209.587			
60	T	2.2124	4.0590	4.1633	2.1307	2.0618	4.0445	4.1799	2.2383	25.0899			
	S	214.185	210.979	207.167	206.718	212.634	215.781	199.004	206.224	208.769			
61	T	2.2370	4.0891	4.1641	2.1410	2.0596	4.0929	4.1784	2.2319	25.1940			
	S	211.830	209.426	207.128	205.724	212.861	213.230	199.076	206.815	207.907			
62	T	2.2377	4.0974	4.1766	2.1317	2.0606	4.0326	4.1886	2.2318	25.1570			
	S	211.764	209.002	206.508	206.621	212.758	216.418	198.591	206.824	208.212			
63	T	2.2276	4.0833	4.1974	2.1438	2.0652	4.0558	4.1909	2.2339	25.1979			
	S	212.724	209.723	205.484	205.455	212.284	215.180	198.482	206.630	207.874			
64	T	2.2291	4.1502	4.3579	2.1868	2.0993	4.1535	4.2799	2.2566	25.7133			
	S	212.581	206.343	197.916	201.415	208.836	210.119	194.355	204.551	203.708			
65	T	2.2414	4.1638	4.3644	2.1889	2.0975	4.1824	4.3075	2.2544	25.8003			
	S	211.414	205.669	197.622	201.222	209.015	208.667	193.109	204.751	203.021			
66	T	2.2463	4.1112	4.1736	2.1341	2.0656	4.0575	4.1752	2.2344	25.1979			
	S	210.953	208.300	206.656	206.389	212.243	215.090	199.228	206.584	207.874			
67	T	2.2378	4.1111	4.2450	2.1630	2.0904	4.0659	4.1825	2.2330	25.3287			
	S	211.754	208.305	203.180	203.631	209.725	214.646	198.881	206.713	206.801			
68	T	2.2348	4.1095	4.2436	2.1593	2.0870	4.0930	4.1720	2.2318	25.3310			
	S	212.038	208.386	203.247	203.980	210.067	213.224	199.381	206.824	206.782			
69	T	2.2305	4.0893	4.2689	2.1696	2.0891	4.0938	4.1955	2.2410	25.3777			
	S	212.447	209.416	202.043	203.012	209.855	213.183	198.264	205.975	206.402			
70	T	2.2421	4.1280	4.2286	2.1522	2.0771	4.0798	4.1845	2.2377	25.3300			
	S	211.348	207.452	203.968	204.653	211.068	213.914	198.786	206.279	206.790			
71	T	2.2433	4.1152	4.2336	2.1572	2.0882	4.1100	4.2085	2.2368	25.3928			
	S	211.235	208.098	203.727	204.179	209.946	212.342	197.652	206.362	206.279			
72	T	2.2294	4.1176	4.3650	2.2039	2.1078	4.1517	4.2269	2.2453	25.6476			
	S	212.552	207.976	197.595	199.852	207.994	210.210	196.792	205.581	204.230			
73	T	2.2419	4.1358	4.2802	2.1705	2.0887	4.1110	4.2237	2.2378	25.4896			
	S	211.367	207.061	201.509	202.928	209.896	212.291	196.941	206.270	205.496			
74	T	2.2326	4.1450	4.3598	2.2006	2.0998	4.1424	4.3346	2.2754	25.7902			
	S	212.247	206.602	197.830	200.152	208.786	210.682	191.902	202.861	203.100			
75	T	2.2609	4.1474	4.2668	2.1653	2.0864	4.2120	4.3686	2.2872	25.7946			
	S	209.591	206.482	202.142	203.415	210.127	207.200	190.408	201.815	203.066			
76	T	2.2707	4.1605	4.2727	2.1686	2.0995	4.2407	4.3810	2.2737	25.8674			
	S	208.686	205.832	201.863	203.105	208.816	205.798	189.869	203.013	202.494			

Event: Firestone 600
Track: Texas Motor Speedway
Report: Section Data Report
Session: Race

Round 8
1.455 mile(s)
Verizon INDYCAR Series
June 7, 2014



Section Data for Car 67 - Newgarden, Josef

Lap	T/S	SF to T1	T1 to SS1	SS1 to T2	T2 to BS	BS to T3	T3 to SS2	SS2 to T4	T4 to SF	Lap	PI to PO	PO to SF	SF to PI
77	T	2.2625	4.1344	4.3004	2.1813	2.0973	4.1046	4.2420	2.2556	25.5781			
	S	209.442	207.131	200.563	201.923	209.035	212.622	196.091	204.642	204.785			
78	T	2.2641	4.1724	4.2994	2.1764	2.0908	4.1099	4.2862	2.2644	25.6636			
	S	209.294	205.245	200.609	202.378	209.685	212.348	194.069	203.847	204.102			
79	T	2.2635	4.1773	4.3764	2.2096	2.1113	4.1622	4.2546	2.2531	25.8080			
	S	209.350	205.004	197.080	199.337	207.649	209.679	195.510	204.869	202.960			
80	T	2.2472	4.1789	4.3725	2.1955	2.0997	4.2417	4.5119	2.3414	26.1888			
	S	210.868	204.926	197.256	200.617	208.796	205.749	184.361	197.143	200.009			
81	T	2.3118	4.2251	4.3451	2.2199	2.1311	4.2551	4.2933	2.2668	26.0482			
	S	204.976	202.685	198.499	198.412	205.720	205.101	193.748	203.631	201.089			
82	T	2.2626	4.2052	4.5580	2.2928	2.1678	4.1949	4.2307	2.2441	26.1561			
	S	209.433	203.644	189.228	192.103	202.237	208.045	196.615	205.691	200.259			
83	T	2.2398	4.1464	4.3002	2.1753	2.0885	4.1826	4.3067	2.2730	25.7125			
	S	211.565	206.532	200.572	202.480	209.916	208.657	193.145	203.076	203.714			
84	T	2.2687	4.1975	4.4263	2.2136	2.1106	4.1853	4.2687	2.2557	25.9264			
	S	208.870	204.018	194.858	198.977	207.718	208.522	194.865	204.633	202.033			
85	T	2.2429	4.1615	4.4345	2.2310	2.1363	4.2231	4.3005	2.2715	26.0013			
	S	211.273	205.782	194.498	197.425	205.219	206.656	193.424	203.210	201.451			
86	T	2.2721	4.1675	4.3389	2.1888	2.1005	4.1569	4.3017	2.2677	25.7941			
	S	208.558	205.486	198.783	201.231	208.717	209.947	193.370	203.550	203.070			
87	T	2.2788	4.1748	4.3822	2.2153	2.1182	4.2013	4.3624	2.2870	26.0200			
	S	207.944	205.127	196.819	198.824	206.972	207.728	190.679	201.832	201.307			
88	T	2.2738	4.2194	4.3982	2.2158	2.1158	4.2263	4.3566	2.2871	26.0930			
	S	208.402	202.959	196.103	198.779	207.207	206.499	190.933	201.824	200.743			
89	T	2.2771	4.2417	4.4559	2.2240	2.1211	4.2481	4.3751	2.2990	26.2420			
	S	208.100	201.892	193.564	198.046	206.689	205.439	190.126	200.779	199.604			
90	T	2.2844	4.2379	4.4029	2.2147	2.1228	4.4743	4.4657	2.3241	26.5268			
	S	207.435	202.073	195.894	198.878	206.524	195.053	186.268	198.611	197.461			
91	T	2.3038	4.2864	4.4295	2.2320	2.1274	4.2619	4.4082	2.3075	26.3567			
	S	205.688	199.786	194.717	197.336	206.077	204.774	188.698	200.039	198.735			
92	T	2.2844	4.2924	4.4788	2.2431	2.1376	4.2601	4.4401	2.3257	26.4622			
	S	207.435	199.507	192.574	196.360	205.094	204.861	187.342	198.474	197.943			
93	T	2.3053	4.2997	4.5616	2.2875	2.1663	4.3169	4.4414	2.3140	26.6927			
	S	205.554	199.168	189.078	192.548	202.377	202.165	187.287	199.477	196.233			
94	T	2.2896	4.2663	4.4576	2.2363	2.1290	4.2545	4.3704	2.2908	26.2945			
	S	206.964	200.727	193.490	196.957	205.923	205.130	190.330	201.498	199.205			
95	T	2.2737	4.2439	4.3715	2.2017	2.1264	4.6029	4.5574	2.3510	26.7285			
	S	208.411	201.787	197.301	200.052	206.174	189.604	182.520	196.338	195.971			

Event: Firestone 600
 Track: Texas Motor Speedway
 Report: Section Data Report
 Session: Race

Round 8
 1.455 mile(s)
 Verizon INDYCAR Series
 June 7, 2014



Section Data for Car 67 - Newgarden, Josef

Lap	T/S	SF to T1	T1 to SS1	SS1 to T2	T2 to BS	BS to T3	T3 to SS2	SS2 to T4	T4 to SF	Lap	PI to PO	PO to SF	SF to PI
96	T	2.3081	4.2978	4.4836	2.2635	2.4243	6.2551			37.4444	27.9972		30.0807
	S	205.305	199.256	192.368	194.590	180.839	139.523			139.887	32.097		155.627
97	T			5.9100	2.7763	2.4891	4.4639	4.2880	2.2502	50.8327		30.1992	
	S			145.939	158.648	176.132	195.508	193.987	205.133	103.044		154.497	
98	T	2.2495	4.0908	4.1563	2.0941	2.0343	3.9872	4.0739	2.1890	24.8751			
	S	210.653	209.339	207.516	210.331	215.509	218.882	204.182	210.868	210.572			
99	T	2.2053	4.0397	4.0538	2.0829	2.0220	3.9838	4.1114	2.1909	24.6898			
	S	214.875	211.987	212.763	211.462	216.820	219.069	202.320	210.686	212.152			
100	T	2.1827	4.0122	4.0449	2.0914	2.0328	3.9726	4.0702	2.1914	24.5982			
	S	217.100	213.440	213.231	210.603	215.668	219.687	204.368	210.637	212.942			
101	T	2.1918	4.0084	4.1378	2.1803	2.1151	4.0939	4.1345	2.2046	25.0664			
	S	216.198	213.642	208.444	202.016	207.276	213.177	201.190	209.376	208.965			
102	T	2.2072	4.0487	4.1041	2.0819	2.0247	3.9711	4.0771	2.1917	24.7065			
	S	214.690	211.516	210.156	211.564	216.530	219.770	204.022	210.609	212.009			
103	T	2.2029	4.0572	4.1217	2.1080	2.0390	4.0016	4.1448	2.2185	24.8937			
	S	215.109	211.073	209.258	208.944	215.012	218.095	200.690	208.064	210.415			
104	T	2.2248	4.0657	4.1237	2.1080	2.0345	4.0202	4.1555	2.2068	24.9392			
	S	212.992	210.631	209.157	208.944	215.487	217.086	200.173	209.168	210.031			
105	T	2.2073	4.1006	4.2448	2.1517	2.0750	4.0566	4.1721	2.2226	25.2307			
	S	214.680	208.839	203.190	204.701	211.281	215.138	199.376	207.681	207.604			
106	T	2.2153	4.0857	4.1847	2.1286	2.0505	4.1591	4.3446	2.2599	25.4284			
	S	213.905	209.600	206.108	206.922	213.806	209.836	191.460	204.253	205.990			
107	T	2.2510	4.1509	4.2657	2.1401	2.0695	4.0576	4.1589	2.2118	25.3055			
	S	210.512	206.308	202.194	205.810	211.843	215.085	200.009	208.695	206.991			
108	T	2.2070	4.0939	4.1823	2.1268	2.0552	4.0247	4.1662	2.2141	25.0702			
	S	214.709	209.180	206.226	207.097	213.317	216.843	199.659	208.478	208.933			
109	T	2.2057	4.0406	4.1436	2.1231	2.0487	4.0581	4.2254	2.2396	25.0848			
	S	214.836	211.940	208.152	207.458	213.994	215.058	196.861	206.104	208.812			
110	T	2.2343	4.0978	4.2641	2.1556	2.0824	4.1382	4.2707	2.2498	25.4929			
	S	212.086	208.981	202.270	204.330	210.531	210.895	194.773	205.170	205.469			
111	T	2.2544	4.1241	4.2249	2.1418	2.0648	4.1683	4.3321	2.2585	25.5689			
	S	210.195	207.649	204.147	205.647	212.325	209.372	192.013	204.379	204.858			
112	T	2.2505	4.1061	4.1953	2.1425	2.0735	4.0915	4.1656	2.2220	25.2470			
	S	210.559	208.559	205.587	205.580	211.434	213.303	199.687	207.737	207.470			
113	T	2.2282	4.1048	4.2558	2.1512	2.0809	4.1379	4.2267	2.2356	25.4211			
	S	212.667	208.625	202.665	204.748	210.682	210.911	196.801	206.473	206.049			
114	T	2.2347	4.0985	4.2855	2.1846	2.0896	4.2570	4.3091	2.2568	25.7158			
	S	212.048	208.946	201.260	201.618	209.805	205.010	193.038	204.533	203.688			

Event: Firestone 600
Track: Texas Motor Speedway
Report: Section Data Report
Session: Race

Round 8
1.455 mile(s)
Verizon INDYCAR Series
June 7, 2014



Section Data for Car 67 - Newgarden, Josef

Lap	T/S	SF to T1	T1 to SS1	SS1 to T2	T2 to BS	BS to T3	T3 to SS2	SS2 to T4	T4 to SF	Lap	PI to PO	PO to SF	SF to PI
115	T	2.2609	4.1090	4.3447	2.2066	2.1081	4.1445	4.2462	2.2426	25.6626			
	S	209.591	208.412	198.518	199.608	207.964	210.575	195.897	205.828	204.110			
116	T	2.2350	4.0632	4.2225	2.1555	2.0858	4.2298	4.3107	2.2493	25.5518			
	S	212.020	210.761	204.263	204.340	210.188	206.328	192.966	205.215	204.995			
117	T	2.2244	4.0850	4.2943	2.1780	2.0956	4.1211	4.2606	2.2383	25.4973			
	S	213.030	209.636	200.848	202.229	209.205	211.770	195.235	206.224	205.434			
118	T	2.2275	4.1585	4.3874	2.2358	2.1389	4.1384	4.1944	2.2336	25.7145			
	S	212.733	205.931	196.586	197.001	204.969	210.885	198.316	206.658	203.698			
119	T	2.2386	4.1312	4.2386	2.1480	2.0755	4.0865	4.1954	2.2272	25.3410			
	S	211.679	207.292	203.487	205.053	211.231	213.564	198.269	207.252	206.701			
120	T	2.2165	4.4251	5.2623	3.3841	3.5362	8.6099	11.0721	3.8833	42.3895			
	S	213.789	193.524	163.902	130.154	123.977	101.363	75.127	118.866	123.568			
121	T	4.4317	7.3989	7.5002	3.5496	3.3369	8.1360	7.7851	3.1943	45.3327			
	S	106.926	115.742	114.997	124.086	131.382	107.267	106.847	144.505	115.546			
122	T	2.8677	5.4187	5.5560	2.5986	2.6220	6.7075	7.0076	3.1885	35.9666			
	S	165.242	158.039	155.238	169.497	167.204	130.112	118.702	144.767	145.635			
123	T	3.2676	6.7717	9.4652	5.5199	4.9721	12.2203	14.9494	5.1771	62.3433			
	S	145.019	126.462	91.123	79.794	88.174	71.416	55.642	89.160	84.019			
124	T	4.9869	12.3000	9.9168	5.6840	5.0820	10.0188	13.3632	5.7045	67.0562			
	S	95.022	69.623	86.974	77.490	86.267	87.109	62.247	80.917	78.114			
125	T	5.4505	9.4947	10.0388	5.5651	5.3115	10.0894	11.7095	5.8650	63.5245			
	S	86.939	90.194	85.917	79.146	82.540	86.499	71.038	78.703	82.456			
126	T	6.4162	9.7094	9.5667	4.7803	4.0415	9.4066			64.2054	26.2206		56.8738
	S	73.854	88.199	90.156	92.140	108.477	92.778			81.582	34.272		82.311
127	T			6.8815	3.0366	3.2085	8.5669	13.1174	5.1418	67.5737		48.6847	
	S			125.336	145.049	136.640	101.872	63.413	89.772	77.515		95.835	
128	T	4.9069	9.3798	11.6226	5.8494	5.3227	11.3947	12.7134	6.6593	67.8488			
	S	96.571	91.299	74.209	75.299	82.366	76.591	65.428	69.315	77.201			
129	T	5.8298	9.6027	9.7922	5.4613	5.9379	12.2575	15.0139	6.2341	70.1294			
	S	81.283	89.179	88.080	80.650	73.832	71.199	55.403	74.043	74.691			
130	T	5.5895	10.4413	9.3878	4.6136	4.5822	10.5954	11.1129	5.6540	61.9767			
	S	84.777	82.017	91.875	95.469	95.677	82.369	74.852	81.640	84.516			
131	T	5.5558	9.7185	9.1721	5.0803	5.0256	11.3374	10.4590	5.2391	61.5878			
	S	85.292	88.117	94.035	86.699	87.235	76.978	79.531	88.105	85.049			
132	T	6.4796	11.2871	10.7266	5.1467	5.2847	10.5193	10.3151	5.3430	65.1021			
	S	73.132	75.871	80.408	85.580	82.958	82.964	80.641	86.392	80.458			
133	T	4.9066	11.4017	10.3988	5.3556	5.1354	9.9397	10.0441	4.7443	61.9262			
	S	96.577	75.108	82.942	82.242	85.370	87.802	82.817	97.294	84.585			

Event: Firestone 600
 Track: Texas Motor Speedway
 Report: Section Data Report
 Session: Race

Round 8
 1.455 mile(s)
 Verizon INDYCAR Series
 June 7, 2014



Section Data for Car 67 - Newgarden, Josef

Lap	T/S	SF to T1	T1 to SS1	SS1 to T2	T2 to BS	BS to T3	T3 to SS2	SS2 to T4	T4 to SF	Lap	PI to PO	PO to SF	SF to PI
134	T	5.4648	9.5294	9.6171	4.4325	3.9472	7.8562	6.9555	2.8075	50.6102			
	S	86.712	89.865	89.684	99.369	111.068	111.088	119.591	164.414	103.497			
135	T	2.5845	4.4745	4.2199	2.1007	2.0433	4.1221	4.1920	2.2156	25.9526			
	S	183.348	191.388	204.389	209.670	214.559	211.719	198.430	208.337	201.829			
136	T	2.2100	4.0630	4.0851	2.0738	2.0163	4.0574	4.1330	2.1949	24.8335			
	S	214.418	210.771	211.133	212.390	217.432	215.095	201.263	210.302	210.925			
137	T	2.2105	4.0790	4.1104	2.0816	2.0311	4.0321	4.1082	2.1668	24.8197			
	S	214.369	209.945	209.834	211.594	215.848	216.445	202.478	213.029	211.042			
138	T	2.1672	4.0528	4.1424	2.0961	2.0302	4.0687	4.2054	2.2046	24.9674			
	S	218.652	211.302	208.213	210.131	215.944	214.498	197.798	209.376	209.794			
139	T	2.1904	4.0358	4.2348	2.1240	2.0503	4.0372	4.1414	2.1964	25.0103			
	S	216.337	212.192	203.670	207.370	213.827	216.171	200.854	210.158	209.434			
140	T	2.1909	4.0199	4.1917	2.1231	2.0522	4.0023	4.0888	2.1986	24.8675			
	S	216.287	213.031	205.764	207.458	213.629	218.056	203.438	209.948	210.636			
141	T	2.2068	4.0430	4.2090	2.1455	2.0688	4.0193	4.1069	2.1926	24.9919			
	S	214.729	211.814	204.918	205.292	211.915	217.134	202.542	210.522	209.588			
142	T	2.1978	4.0546	4.2558	2.1442	2.0690	4.0167	4.0966	2.2011	25.0358			
	S	215.608	211.208	202.665	205.417	211.894	217.275	203.051	209.709	209.220			
143	T	2.2068	4.0781	4.1813	2.1259	2.0557	4.0689	4.1956	2.2326	25.1449			
	S	214.729	209.991	206.276	207.185	213.265	214.487	198.260	206.750	208.313			
144	T	2.2405	4.0794	4.2149	2.1475	2.0813	4.0650	4.1584	2.2289	25.2159			
	S	211.499	209.924	204.631	205.101	210.642	214.693	200.033	207.094	207.726			
145	T	2.2403	4.0725	4.1759	2.1358	2.0651	4.0513	4.1869	2.2359	25.1637			
	S	211.518	210.280	206.542	206.225	212.294	215.419	198.672	206.445	208.157			
146	T	2.2398	4.1057	4.2237	2.1477	2.0769	4.0691	4.1471	2.2172	25.2272			
	S	211.565	208.579	204.205	205.082	211.088	214.477	200.578	208.186	207.633			
147	T	2.2112	4.0693	4.2564	2.1600	2.1006	4.0622	4.1307	2.2127	25.2031			
	S	214.302	210.445	202.636	203.914	208.707	214.841	201.375	208.610	207.832			
148	T	2.2142	4.0695	4.2013	2.1396	2.0722	4.0830	4.2384	2.2486	25.2668			
	S	214.011	210.435	205.294	205.858	211.567	213.747	196.258	205.279	207.308			
149	T	2.2515	4.1106	4.2273	2.1572	2.0953	4.0735	4.1536	2.2259	25.2949			
	S	210.466	208.331	204.031	204.179	209.235	214.245	200.264	207.373	207.077			
150	T	2.2230	4.0765	4.2397	2.1703	2.0901	4.0610	4.1881	2.2394	25.2881			
	S	213.164	210.073	203.434	202.946	209.755	214.905	198.615	206.123	207.133			
151	T	2.2454	4.1211	4.2033	2.1456	2.0786	4.0517	4.2028	2.2422	25.2907			
	S	211.038	207.800	205.196	205.283	210.916	215.398	197.920	205.865	207.112			
152	T	2.2454	4.1168	4.2492	2.1683	2.0929	4.1050	4.1899	2.2410	25.4085			
	S	211.038	208.017	202.979	203.134	209.474	212.601	198.529	205.975	206.151			

Event: Firestone 600
 Track: Texas Motor Speedway
 Report: Section Data Report
 Session: Race

Round 8
 1.455 mile(s)
 Verizon INDYCAR Series
 June 7, 2014



Section Data for Car 67 - Newgarden, Josef

Lap	T/S	SF to T1	T1 to SS1	SS1 to T2	T2 to BS	BS to T3	T3 to SS2	SS2 to T4	T4 to SF	Lap	PI to PO	PO to SF	SF to PI
153	T	2.2502	4.1362	4.2695	2.1637	2.0860	4.0888	4.2156	2.2407	25.4507			
	S	210.587	207.041	202.014	203.565	210.167	213.443	197.319	206.003	205.810			
154	T	2.2503	4.1293	4.2078	2.1447	2.0755	4.0836	4.2154	2.2438	25.3504			
	S	210.578	207.387	204.976	205.369	211.231	213.715	197.328	205.718	206.624			
155	T	2.2511	4.1349	4.3081	2.1850	2.1030	4.1378	4.2704	2.2613	25.6516			
	S	210.503	207.106	200.204	201.581	208.468	210.916	194.787	204.126	204.198			
156	T	2.2635	4.1538	4.2585	2.1618	2.0846	4.0778	4.2230	2.2435	25.4665			
	S	209.350	206.164	202.536	203.744	210.308	214.019	196.973	205.746	205.682			
157	T	2.2544	4.1475	4.2694	2.1702	2.0955	4.1286	4.2523	2.2539	25.5718			
	S	210.195	206.477	202.019	202.956	209.215	211.386	195.616	204.797	204.835			
158	T	2.2617	4.1539	4.2743	2.1673	2.0900	4.1217	4.2605	2.2559	25.5853			
	S	209.517	206.159	201.787	203.227	209.765	211.740	195.240	204.615	204.727			
159	T	2.2608	4.1460	4.2729	2.1719	2.0907	4.1504	4.2636	2.2564	25.6127			
	S	209.600	206.552	201.854	202.797	209.695	210.275	195.098	204.570	204.508			
160	T	2.2636	4.1754	4.3053	2.1745	2.0957	4.1576	4.3364	2.2827	25.7912			
	S	209.341	205.097	200.334	202.554	209.195	209.911	191.822	202.213	203.093			
161	T	2.2726	4.2719	4.4661	2.2417	2.1305	4.2738	4.3830	2.2937	26.3333			
	S	208.512	200.464	193.122	196.482	205.778	204.204	189.783	201.243	198.912			
162	T	2.2750	4.2217	4.3992	2.2120	2.1152	4.1837	4.3489	2.2878	26.0435			
	S	208.292	202.848	196.058	199.120	207.266	208.602	191.271	201.762	201.125			
163	T	2.2724	4.1965	4.3751	2.2040	2.1142	4.1786	4.3525	2.2906	25.9839			
	S	208.530	204.066	197.138	199.843	207.364	208.856	191.113	201.515	201.586			
164	T	2.2744	4.1698	4.3367	2.2004	2.1108	4.1964	4.3398	2.2801	25.9084			
	S	208.347	205.373	198.884	200.170	207.698	207.970	191.672	202.443	202.174			
165	T	2.2704	4.2290	4.4104	2.2121	2.1195	4.2056	4.3448	2.2808	26.0726			
	S	208.714	202.498	195.560	199.111	206.846	207.516	191.451	202.381	200.901			
166	T	2.2692	4.2301	4.3874	2.2105	2.1159	4.2221	4.3832	2.2955	26.1139			
	S	208.824	202.445	196.586	199.256	207.197	206.705	189.774	201.085	200.583			
167	T	2.2843	4.2409	4.4021	2.2172	2.1225	4.2265	4.3751	2.2962	26.1648			
	S	207.444	201.930	195.929	198.654	206.553	206.489	190.126	201.024	200.193			
168	T	2.2812	4.2233	4.4109	2.2204	2.1234	4.2156	4.4058	2.3085	26.1891			
	S	207.726	202.771	195.538	198.367	206.466	207.023	188.801	199.953	200.007			
169	T	2.2857	4.2165	4.4030	2.2170	2.1226	4.2117	4.3342	2.2784	26.0691			
	S	207.317	203.098	195.889	198.671	206.543	207.215	191.920	202.594	200.928			
170	T	2.2736	4.2022	4.4116	2.2585	2.4830	6.2944			37.6614	27.1526		30.3368
	S	208.420	203.789	195.507	195.021	176.564	138.651			139.081	33.096		154.313
171	T			5.5959	2.6062	2.3814	4.3711	4.2512	2.2454	49.2638		29.4358	
	S			154.131	169.003	184.097	199.659	195.667	205.572	106.326		158.504	

Event: Firestone 600
Track: Texas Motor Speedway
Report: Section Data Report
Session: Race

Round 8
1.455 mile(s)
Verizon INDYCAR Series
June 7, 2014



Section Data for Car 67 - Newgarden, Josef

Lap	T/S	SF to T1	T1 to SS1	SS1 to T2	T2 to BS	BS to T3	T3 to SS2	SS2 to T4	T4 to SF	Lap	PI to PO	PO to SF	SF to PI
172	T	2.2597	4.1150	4.0737	2.0970	2.0448	3.9896	4.0783	2.1966	24.8547			
	S	209.702	208.108	211.724	210.040	214.402	218.751	203.962	210.139	210.745			
173	T	2.2065	4.0466	4.0495	2.0867	2.0348	3.9984	4.0744	2.1928	24.6897			
	S	214.758	211.625	212.989	211.077	215.456	218.269	204.157	210.503	212.153			
174	T	2.2032	4.0423	4.0478	2.0883	2.0357	4.0195	4.0957	2.1999	24.7324			
	S	215.080	211.851	213.079	210.915	215.360	217.123	203.095	209.824	211.787			
175	T	2.2057	4.0584	4.1007	2.1090	2.0469	4.0102	4.0867	2.1944	24.8120			
	S	214.836	211.010	210.330	208.845	214.182	217.627	203.543	210.349	211.108			
176	T	2.2037	4.0451	4.1177	2.1166	2.0529	4.0135	4.1065	2.2070	24.8630			
	S	215.031	211.704	209.462	208.095	213.556	217.448	202.561	209.149	210.674			
177	T	2.2201	4.0836	4.1346	2.1248	2.0601	4.0268	4.1023	2.2055	24.9578			
	S	213.442	209.708	208.605	207.292	212.810	216.730	202.769	209.291	209.874			
178	T	2.2153	4.0690	4.1359	2.1251	2.0630	4.0419	4.1272	2.2136	24.9910			
	S	213.905	210.460	208.540	207.263	212.510	215.920	201.545	208.525	209.595			
179	T	2.2212	4.0706	4.1528	2.1290	2.0595	4.0146	4.1054	2.2111	24.9642			
	S	213.337	210.378	207.691	206.883	212.872	217.388	202.616	208.761	209.820			
180	T	2.2206	4.0584	4.1366	2.1241	2.0570	4.0099	4.1097	2.2071	24.9234			
	S	213.394	211.010	208.505	207.361	213.130	217.643	202.404	209.139	210.164			
181	T	2.2144	4.0525	4.1739	2.1431	2.0710	4.0551	4.1513	2.2226	25.0839			
	S	213.992	211.317	206.641	205.522	211.690	215.217	200.375	207.681	208.819			
182	T	2.2334	4.0856	4.1902	2.1457	2.0739	4.0914	4.1726	2.2369	25.2297			
	S	212.171	209.605	205.837	205.273	211.394	213.308	199.352	206.353	207.612			
183	T	2.2410	4.0985	4.1842	2.1448	2.0731	4.0440	4.1484	2.2273	25.1613			
	S	211.452	208.946	206.133	205.359	211.475	215.808	200.515	207.242	208.177			
184	T	2.2328	4.0893	4.1856	2.1453	2.0717	4.0381	4.1351	2.2207	25.1186			
	S	212.228	209.416	206.064	205.311	211.618	216.123	201.160	207.858	208.531			
185	T	2.2278	4.0892	4.2234	2.1647	2.0882	4.0682	4.1659	2.2360	25.2634			
	S	212.705	209.421	204.219	203.471	209.946	214.524	199.673	206.436	207.336			
186	T	2.2406	4.1100	4.1963	2.1533	2.0797	4.0627	4.1445	2.2280	25.2151			
	S	211.490	208.361	205.538	204.549	210.804	214.815	200.704	207.177	207.733			
187	T	2.2353	4.1057	4.2198	2.1572	2.0835	4.0791	4.1789	2.2383	25.2978			
	S	211.991	208.579	204.394	204.179	210.420	213.951	199.052	206.224	207.054			
188	T	2.2380	4.1122	4.2048	2.1565	2.0823	4.0746	4.1766	2.2414	25.2864			
	S	211.735	208.250	205.123	204.245	210.541	214.187	199.162	205.939	207.147			
189	T	2.2453	4.1144	4.2131	2.1650	2.0894	4.1127	4.2793	2.2810	25.5002			
	S	211.047	208.138	204.719	203.443	209.825	212.203	194.382	202.363	205.410			
190	T	2.2761	4.1713	4.2874	2.1795	2.1045	4.1426	4.2953	2.2836	25.7403			
	S	208.191	205.299	201.171	202.090	208.320	210.671	193.658	202.133	203.494			

Event: Firestone 600
 Track: Texas Motor Speedway
 Report: Section Data Report
 Session: Race

Round 8
 1.455 mile(s)
 Verizon INDYCAR Series
 June 7, 2014



Section Data for Car 67 - Newgarden, Josef

Lap	T/S	SF to T1	T1 to SS1	SS1 to T2	T2 to BS	BS to T3	T3 to SS2	SS2 to T4	T4 to SF	Lap	PI to PO	PO to SF	SF to PI
191	T	2.2790	4.1618	4.3263	2.2118	2.1254	4.1558	4.2494	2.2641	25.7736			
	S	207.926	205.768	199.362	199.139	206.271	210.002	195.750	203.874	203.231			
192	T	2.2633	4.1352	4.2380	2.1652	2.0883	4.0890	4.2122	2.2478	25.4390			
	S	209.368	207.091	203.516	203.424	209.936	213.433	197.478	205.352	205.904			
193	T	2.2528	4.1240	4.2686	2.1799	2.0990	4.1095	4.2848	2.2765	25.5951			
	S	210.344	207.654	202.057	202.053	208.866	212.368	194.132	202.763	204.649			
194	T	2.2715	4.1322	4.2516	2.1735	2.0887	4.2309	4.4864	2.3393	25.9741			
	S	208.613	207.242	202.865	202.648	209.896	206.275	185.409	197.320	201.662			
195	T	2.3125	4.2197	4.3273	2.2109	2.1286	4.1855	4.3509	2.2870	26.0224			
	S	204.914	202.944	199.316	199.220	205.961	208.512	191.183	201.832	201.288			
196	T	2.2770	4.1902	4.3528	2.2016	2.1135	4.1543	4.2905	2.2703	25.8502			
	S	208.109	204.373	198.148	200.061	207.433	210.078	193.874	203.317	202.629			
197	T	2.2690	4.1796	4.3209	2.1817	2.1034	4.1423	4.2690	2.2638	25.7297			
	S	208.843	204.891	199.611	201.886	208.429	210.687	194.851	203.901	203.578			
198	T	2.2632	4.1563	4.2711	2.1686	2.0987	4.1038	4.2404	2.2575	25.5596			
	S	209.378	206.040	201.939	203.105	208.896	212.663	196.165	204.470	204.933			
199	T	2.2584	4.1441	4.2666	2.1642	2.0990	4.1437	4.2944	2.2659	25.6363			
	S	209.823	206.646	202.152	203.518	208.866	210.615	193.698	203.712	204.320			
200	T	2.2628	4.1703	4.3171	2.1944	2.1093	4.1458	4.3334	2.2852	25.8183			
	S	209.415	205.348	199.787	200.718	207.846	210.509	191.955	201.991	202.879			
201	T	2.2792	4.2072	4.3880	2.2057	2.1157	4.1781	4.3213	2.2841	25.9793			
	S	207.908	203.547	196.559	199.689	207.217	208.881	192.493	202.089	201.622			
202	T	2.2763	4.1909	4.3560	2.2039	2.1158	4.2072	4.3731	2.2877	26.0109			
	S	208.173	204.339	198.003	199.852	207.207	207.437	190.212	201.771	201.377			
203	T	2.2772	4.3026	4.4808	2.2314	2.1242	4.2014	4.3258	2.2768	26.2202			
	S	208.090	199.034	192.488	197.389	206.388	207.723	192.292	202.737	199.770			
204	T	2.2680	4.2362	4.4344	2.2188	2.1207	4.2290	4.4004	2.2976	26.2051			
	S	208.935	202.154	194.502	198.510	206.728	206.367	189.032	200.901	199.885			
205	T	2.2847	4.2409	4.4005	2.2111	2.1188	4.2012	4.3664	2.2912	26.1148			
	S	207.407	201.930	196.000	199.202	206.914	207.733	190.504	201.463	200.576			
206	T	2.2806	4.2119	4.3800	2.2024	2.1138	4.2291	4.3826	2.2988	26.0992			
	S	207.780	203.320	196.918	199.988	207.403	206.362	189.800	200.796	200.696			
207	T	2.2839	4.3145	4.4773	2.2264	2.1238	4.3265	4.4840	2.3273	26.5637			
	S	207.480	198.485	192.638	197.833	206.427	201.717	185.508	198.338	197.186			
208	T	2.3059	4.2705	4.4253	2.2178	2.1196	4.2380	4.3858	2.2984	26.2613			
	S	205.501	200.530	194.902	198.600	206.836	205.929	189.662	200.831	199.457			
209	T	2.2810	4.3221	4.4993	2.2505	2.1406	4.2902	4.4104	2.2980	26.4921			
	S	207.744	198.136	191.696	195.714	204.807	203.423	188.604	200.866	197.719			

Event: Firestone 600
Track: Texas Motor Speedway
Report: Section Data Report
Session: Race

Round 8
1.455 mile(s)
Verizon INDYCAR Series
June 7, 2014



Section Data for Car 67 - Newgarden, Josef

Lap	T/S	SF to T1	T1 to SS1	SS1 to T2	T2 to BS	BS to T3	T3 to SS2	SS2 to T4	T4 to SF	Lap	PI to PO	PO to SF	SF to PI
210	T	2.2773	4.2516	4.4438	2.2247	2.1283	4.2808	4.4228	2.3132	26.3425			
	S	208.081	201.421	194.091	197.984	205.990	203.870	188.075	199.546	198.842			
211	T	2.2929	4.2909	4.4628	2.2497	2.4729	6.1321			37.4387	26.8360		30.0979
	S	206.666	199.577	193.264	195.784	177.285	142.321			139.909	33.486		155.538
212	T			5.7902	2.6456	2.4074	4.3924	4.2593	2.2405	49.2744		29.7792	
	S			148.959	166.486	182.109	198.690	195.295	206.021	106.303		156.676	
213	T	2.2495	4.0995	4.1287	2.1132	2.0577	3.9961	4.0694	2.1896	24.9037			
	S	210.653	208.895	208.904	208.430	213.058	218.395	204.408	210.811	210.330			
214	T	2.2009	4.0420	4.0635	2.0906	2.0375	3.9869	4.0681	2.1849	24.6744			
	S	215.304	211.866	212.255	210.683	215.170	218.899	204.473	211.264	212.285			
215	T	2.2011	4.0423	4.0800	2.1008	2.0446	3.9945	4.0735	2.1906	24.7274			
	S	215.285	211.851	211.397	209.660	214.423	218.482	204.202	210.714	211.830			
216	T	2.2041	4.0537	4.0928	2.1209	2.0612	4.0126	4.0935	2.1946	24.8334			
	S	214.992	211.255	210.736	207.673	212.696	217.497	203.205	210.330	210.926			
217	T	2.2091	4.0563	4.1225	2.1187	2.0551	4.0399	4.1168	2.2057	24.9241			
	S	214.505	211.119	209.218	207.889	213.327	216.027	202.055	209.272	210.158			
218	T	2.2223	4.0645	4.1946	2.1338	2.0645	4.0277	4.1862	2.2366	25.1302			
	S	213.231	210.693	205.622	206.418	212.356	216.681	198.705	206.381	208.434			
219	T	2.2395	4.1006	4.1931	2.1378	2.0704	4.0637	4.1803	2.2330	25.2184			
	S	211.593	208.839	205.695	206.032	211.751	214.762	198.985	206.713	207.705			
220	T	2.2394	4.1114	4.1948	2.1363	2.0628	4.1012	4.2175	2.2350	25.2984			
	S	211.603	208.290	205.612	206.176	212.531	212.798	197.230	206.528	207.049			
221	T	2.2327	4.0755	4.2324	2.1458	2.0662	4.0993	4.1696	2.2320	25.2535			
	S	212.238	210.125	203.785	205.264	212.181	212.897	199.496	206.806	207.417			
222	T	2.2547	4.1326	4.1645	2.1271	2.0653	4.1007	4.2035	2.2358	25.2842			
	S	210.167	207.222	207.108	207.068	212.274	212.824	197.887	206.454	207.165			
223	T	2.2491	4.1227	4.2203	2.1403	2.0752	4.1168	4.2388	2.2462	25.4094			
	S	210.690	207.719	204.369	205.791	211.261	211.992	196.239	205.499	206.144			
224	T	2.2567	4.1456	4.2062	2.1276	2.0664	4.1491	4.2564	2.2463	25.4543			
	S	209.981	206.572	205.054	207.019	212.161	210.341	195.428	205.489	205.781			
225	T	2.2487	4.1288	4.2097	2.1507	2.0983	4.0734	4.1620	2.2331	25.3047			
	S	210.728	207.412	204.884	204.796	208.935	214.250	199.860	206.704	206.997			
226	T	2.2403	4.1271	4.2209	2.1471	2.0929	4.1487	4.2776	2.2685	25.5231			
	S	211.518	207.498	204.340	205.139	209.474	210.362	194.459	203.478	205.226			
227	T	2.2688	4.1688	4.2831	2.1744	2.1029	4.1857	4.2989	2.2725	25.7551			
	S	208.861	205.422	201.373	202.564	208.478	208.502	193.496	203.120	203.377			
228	T	2.2716	4.1737	4.2627	2.1631	2.0957	4.1234	4.2322	2.2548	25.5772			
	S	208.603	205.181	202.337	203.622	209.195	211.652	196.545	204.715	204.792			

Event: Firestone 600
Track: Texas Motor Speedway
Report: Section Data Report
Session: Race

Round 8
1.455 mile(s)
Verizon INDYCAR Series
June 7, 2014



Section Data for Car 67 - Newgarden, Josef

Lap	T/S	SF to T1	T1 to SS1	SS1 to T2	T2 to BS	BS to T3	T3 to SS2	SS2 to T4	T4 to SF	Lap	PI to PO	PO to SF	SF to PI
229	T	2.2630	4.1474	4.2839	2.1760	2.1053	4.1365	4.2304	2.2490	25.5915			
	S	209.396	206.482	201.335	202.415	208.241	210.982	196.629	205.243	204.677			
230	T	2.2553	4.1447	4.2886	2.1769	2.1035	4.1555	4.2393	2.2505	25.6143			
	S	210.111	206.617	201.115	202.331	208.419	210.017	196.216	205.106	204.495			
231	T	2.2566	4.1477	4.2954	2.1837	2.1067	4.1581	4.2928	2.2765	25.7175			
	S	209.990	206.467	200.796	201.701	208.102	209.886	193.771	202.763	203.675			
232	T	2.2710	4.2191	4.3780	2.1941	2.1068	4.3544	4.4184	2.3060	26.2478			
	S	208.659	202.973	197.008	200.745	208.092	200.424	188.262	200.170	199.560			
233	T	2.2911	4.1884	4.3332	2.1877	2.1040	4.1571	4.2699	2.2593	25.7907			
	S	206.828	204.461	199.045	201.332	208.369	209.937	194.810	204.307	203.096			
234	T	2.2642	4.1448	4.3281	2.1829	2.1031	4.1820	4.3240	2.2771	25.8062			
	S	209.285	206.612	199.279	201.775	208.459	208.687	192.372	202.710	202.974			
235	T	2.2706	4.1759	4.3498	2.1866	2.1049	4.1601	4.2482	2.2532	25.7493			
	S	208.695	205.073	198.285	201.434	208.280	209.785	195.805	204.860	203.423			
236	T	2.2544	4.1362	4.2981	2.1798	2.1009	4.1417	4.2609	2.2588	25.6308			
	S	210.195	207.041	200.670	202.062	208.677	210.717	195.221	204.352	204.364			
237	T	2.2611	4.1444	4.2678	2.1650	2.0909	4.1281	4.3187	2.2753	25.6513			
	S	209.572	206.632	202.095	203.443	209.675	211.411	192.608	202.870	204.200			
238	T	2.2658	4.1860	4.3519	2.1916	2.1088	4.1446	4.2434	2.2487	25.7408			
	S	209.137	204.578	198.189	200.974	207.895	210.570	196.026	205.270	203.490			
239	T	2.2552	4.1399	4.3009	2.1745	2.0974	4.1450	4.3214	2.2683	25.7026			
	S	210.120	206.856	200.539	202.554	209.025	210.549	192.488	203.496	203.793			
240	T	2.2710	4.1651	4.3192	2.1876	2.3117	5.4225	6.4341	3.1551	30.2663			
	S	208.659	205.605	199.690	201.341	189.648	160.946	129.283	146.300	173.064			
241	T	3.3263	7.0049	7.6042	3.7603	3.4551	6.4696	6.6153	3.1789	41.4146			
	S	142.460	122.252	113.424	117.133	126.888	134.897	125.742	145.205	126.477			
242	T	3.1827	6.7787	7.5378	3.3707	2.9413	5.5422	5.1985	2.5900	37.1419			
	S	148.887	126.332	114.423	130.672	149.053	157.469	160.011	178.220	141.027			
243	T	2.6616	6.6112	11.1281	4.9589	4.1653	9.9352	12.9233	3.9514	56.3350			
	S	178.037	129.532	77.506	88.821	105.253	87.842	64.366	116.817	92.979			
244	T	3.8102	10.1478	11.5912	5.6034	6.1412	10.7044	10.8616	6.0209	64.8807			
	S	124.367	84.389	74.410	78.605	71.388	81.530	76.583	76.665	80.733			
245	T	6.1246	10.9364	9.6475	6.3943	7.4154	7.6253	8.2727	2.9958	59.4120			
	S	77.371	78.304	89.401	68.882	59.121	114.452	100.550	154.079	88.164			
246	T	2.7175	4.9000	4.8664	2.2987	2.1750	4.4215	4.3576	2.2450	27.9817			
	S	174.375	174.768	177.236	191.610	201.567	197.383	190.889	205.608	187.194			
247	T	2.2467	4.4076	4.4091	2.1713	2.1008	4.4010	4.3585	2.2602	26.3552			
	S	210.915	194.293	195.618	202.853	208.687	198.302	190.850	204.226	198.746			

Event: Firestone 600
Track: Texas Motor Speedway
Report: Section Data Report
Session: Race

Round 8
1.455 mile(s)
Verizon INDYCAR Series
June 7, 2014



Section Data for Car 67 - Newgarden, Josef

Lap	T/S	SF to T1	T1 to SS1	SS1 to T2	T2 to BS	BS to T3	T3 to SS2	SS2 to T4	T4 to SF	Lap	PI to PO	PO to SF	SF to PI
248	T	2.3581	5.6607	7.3973									
	S	200.951	151.282	116.597									

Event: Firestone 600
Track: Texas Motor Speedway
Report: Section Data Report
Session: Race

Round 8
1.455 mile(s)
Verizon INDYCAR Series
June 7, 2014



Section Data for Car 7 - Aleshin, Mikhail (R)

Lap	T/S	SF to T1	T1 to SS1	SS1 to T2	T2 to BS	BS to T3	T3 to SS2	SS2 to T4	T4 to SF	Lap	PI to PO	PO to SF	SF to PI
1	T	2.7103	4.8496	4.4328	2.1978	2.1016	4.2612	4.1995	2.1923	26.9451		85.3695	
	S	174.838	176.584	194.572	200.407	208.607	204.808	198.076	210.551	194.395		54.653	
2	T	2.1861	4.2109	4.1502	2.0839	2.0173	4.0939	4.1566	2.2097	25.1086			
	S	216.762	203.368	207.821	211.361	217.325	213.177	200.120	208.893	208.614			
3	T	2.2113	4.2886	4.1985	2.1306	2.0429	4.1208	4.1877	2.1974	25.3778			
	S	214.292	199.684	205.431	206.728	214.601	211.786	198.634	210.062	206.401			
4	T	2.1807	4.2235	4.4085	2.1904	2.0884	4.1858	4.2124	2.2426	25.7323			
	S	217.299	202.762	195.645	201.084	209.926	208.497	197.469	205.828	203.557			
5	T	2.2447	4.1200	4.1832	2.1371	2.0608	4.2725	5.3638	3.3895	27.7716			
	S	211.103	207.855	206.182	206.099	212.737	204.266	155.080	136.183	188.610			
6	T	3.4097	6.7569	9.4346	6.8509	7.0173	11.0140	10.5612	5.7634	60.8080			
	S	138.975	126.739	91.419	64.291	62.475	79.238	78.762	80.090	86.140			
7	T	5.6269	10.2488	10.7009	6.1139	5.5206	9.8606	9.9975	5.4523	63.5215			
	S	84.214	83.557	80.601	72.042	79.413	88.507	83.203	84.660	82.460			
8	T	5.4815	9.5065	10.3610	5.2969	4.8285	8.3997	7.7425	4.1729	55.7895			
	S	86.448	90.082	83.245	83.153	90.796	103.900	107.435	110.616	93.889			
9	T	4.5732	8.4467	9.0100	5.1592	5.1950	9.3299	9.3133	4.7375	55.7648			
	S	103.618	101.384	95.727	85.373	84.391	93.541	89.315	97.433	93.930			
10	T	5.2307	9.2713	9.2063	4.6495	4.4165	8.5944	8.5033	4.6657	54.5377			
	S	90.593	92.367	93.686	94.732	99.266	101.546	97.823	98.933	96.044			
11	T	5.4777	7.7080	9.4361	3.7752	3.1849	7.0790	6.4551	2.7560	45.8720			
	S	86.508	111.101	91.404	116.671	137.652	123.284	128.862	167.486	114.187			
12	T	2.5833	4.4891	4.2280	2.1199	2.0392	4.1409	4.2083	2.2250	26.0337			
	S	183.433	190.765	203.997	207.771	214.991	210.758	197.661	207.457	201.201			
13	T	2.2122	4.1158	4.1263	2.0943	2.0272	4.2585	4.3306	2.2618	25.4267			
	S	214.205	208.067	209.025	210.311	216.263	204.938	192.079	204.081	206.004			
14	T	2.2354	4.1439	4.1819	2.1361	2.0482	4.1067	4.2409	2.2420	25.3351			
	S	211.982	206.656	206.246	206.196	214.046	212.513	196.142	205.884	206.749			
15	T	2.2350	4.0795	4.2294	2.1478	2.0727	4.0986	4.2377	2.2442	25.3449			
	S	212.020	209.919	203.930	205.072	211.516	212.933	196.290	205.682	206.669			
16	T	2.2268	4.0935	4.2437	2.1407	2.0569	4.1323	4.2442	2.2452	25.3833			
	S	212.800	209.201	203.242	205.753	213.141	211.196	195.989	205.590	206.356			
17	T	2.2373	4.0986	4.2034	2.1332	2.0533	4.1658	4.2878	2.2399	25.4193			
	S	211.802	208.941	205.191	206.476	213.514	209.498	193.996	206.077	206.064			
18	T	2.2123	4.2138	4.3786	2.1868	2.0845	4.1684	4.2423	2.2380	25.7247			
	S	214.195	203.228	196.981	201.415	210.319	209.367	196.077	206.252	203.618			
19	T	2.2305	4.0944	4.3050	2.1840	2.0919	4.2183	4.2717	2.2669	25.6627			
	S	212.447	209.155	200.348	201.673	209.575	206.891	194.728	203.622	204.109			

Event: Firestone 600
Track: Texas Motor Speedway
Report: Section Data Report
Session: Race

Round 8
1.455 mile(s)
Verizon INDYCAR Series
June 7, 2014



Section Data for Car 7 - Aleshin, Mikhail (R)

Lap	T/S	SF to T1	T1 to SS1	SS1 to T2	T2 to BS	BS to T3	T3 to SS2	SS2 to T4	T4 to SF	Lap	PI to PO	PO to SF	SF to PI
20	T	2.2579	4.1504	4.2714	2.1673	2.0789	4.1189	4.2607	2.2546	25.5601			
	S	209.869	206.333	201.924	203.227	210.885	211.884	195.230	204.733	204.929			
21	T	2.2483	4.1574	4.2820	2.1552	2.0706	4.1705	4.2722	2.2597	25.6159			
	S	210.765	205.985	201.425	204.368	211.730	209.262	194.705	204.271	204.482			
22	T	2.2492	4.1910	4.2601	2.1688	2.0789	4.1794	4.2766	2.2621	25.6661			
	S	210.681	204.334	202.460	203.087	210.885	208.816	194.505	204.054	204.082			
23	T	2.2557	4.1856	4.2507	2.1552	2.0703	4.1674	4.2978	2.2691	25.6518			
	S	210.074	204.598	202.908	204.368	211.761	209.418	193.545	203.425	204.196			
24	T	2.2602	4.2060	4.3574	2.2183	2.1318	4.2471	4.3102	2.2674	25.9984			
	S	209.656	203.605	197.939	198.555	205.652	205.488	192.988	203.577	201.474			
25	T	2.2669	4.2527	4.3086	2.1758	2.0874	4.2431	4.3690	2.2970	26.0005			
	S	209.036	201.369	200.181	202.433	210.026	205.682	190.391	200.954	201.458			
26	T	2.2836	4.1844	4.3475	2.2027	2.1074	4.1833	4.3155	2.2855	25.9099			
	S	207.507	204.656	198.390	199.961	208.033	208.622	192.751	201.965	202.162			
27	T	2.2751	4.1845	4.2741	2.1633	2.0779	4.1757	4.3137	2.2897	25.7540			
	S	208.283	204.651	201.797	203.603	210.987	209.001	192.832	201.594	203.386			
28	T	2.2771	4.1979	4.3303	2.1822	2.0949	4.2220	4.2551	2.2529	25.8124			
	S	208.100	203.998	199.178	201.840	209.274	206.709	195.487	204.887	202.926			
29	T	2.2526	4.1379	4.2857	2.1741	2.0855	4.1806	4.2889	2.2584	25.6637			
	S	210.363	206.956	201.251	202.592	210.218	208.756	193.947	204.388	204.102			
30	T	2.2577	4.1339	4.2817	2.1790	2.0920	4.1886	4.2620	2.2528	25.6477			
	S	209.888	207.156	201.439	202.136	209.565	208.358	195.171	204.897	204.229			
31	T	2.2573	4.2333	4.3073	2.1755	2.0904	4.2563	4.4011	2.3040	26.0252			
	S	209.925	202.292	200.241	202.461	209.725	205.044	189.002	200.343	201.266			
32	T	2.2889	4.2258	4.3267	2.1858	2.0943	4.2035	4.2999	2.2602	25.8851			
	S	207.027	202.651	199.344	201.507	209.334	207.619	193.451	204.226	202.356			
33	T	2.2563	4.1960	4.2598	2.1613	2.0738	4.2648	4.3671	2.2832	25.8623			
	S	210.018	204.090	202.474	203.791	211.404	204.635	190.474	202.168	202.534			
34	T	2.2577	4.2282	4.3208	2.1679	2.0873	4.2302	4.3195	2.2683	25.8799			
	S	209.888	202.536	199.616	203.171	210.036	206.309	192.573	203.496	202.396			
35	T	2.2604	4.2525	4.2723	2.1614	2.0789	4.1791	4.2952	2.2590	25.7588			
	S	209.637	201.379	201.882	203.782	210.885	208.831	193.662	204.334	203.348			
36	T	2.2543	4.1905	4.2885	2.1486	2.0688	4.2402	4.3051	2.2614	25.7574			
	S	210.204	204.358	201.119	204.996	211.915	205.822	193.217	204.117	203.359			
37	T	2.2589	4.2240	4.3156	2.1712	2.0845	4.2477	4.3227	2.2532	25.8778			
	S	209.776	202.738	199.856	202.862	210.319	205.459	192.430	204.860	202.413			
38	T	2.2422	4.1903	4.3261	2.1820	2.0930	4.2810	4.3217	2.2686	25.9049			
	S	211.339	204.368	199.371	201.858	209.464	203.861	192.475	203.470	202.201			

Event: Firestone 600
Track: Texas Motor Speedway
Report: Section Data Report
Session: Race

Round 8
1.455 mile(s)
Verizon INDYCAR Series
June 7, 2014



Section Data for Car 7 - Aleshin, Mikhail (R)

Lap	T/S	SF to T1	T1 to SS1	SS1 to T2	T2 to BS	BS to T3	T3 to SS2	SS2 to T4	T4 to SF	Lap	PI to PO	PO to SF	SF to PI
39	T	2.2635	4.2363	4.3470	2.1721	2.0861	4.2377	4.3239	2.2719	25.9385			
	S	209.350	202.149	198.413	202.778	210.157	205.944	192.377	203.174	201.939			
40	T	2.2643	4.2216	4.3666	2.1831	2.0960	4.1992	4.3113	2.2847	25.9268			
	S	209.276	202.853	197.522	201.756	209.165	207.832	192.939	202.036	202.030			
41	T	2.2803	4.2388	4.3868	2.2089	2.1126	4.2451	4.3617	2.2818	26.1160			
	S	207.808	202.030	196.613	199.400	207.521	205.585	190.710	202.292	200.567			
42	T	2.2809	4.2351	4.3357	2.1904	2.1001	4.2694	4.3106	2.2725	25.9947			
	S	207.753	202.206	198.930	201.084	208.756	204.415	192.970	203.120	201.503			
43	T	2.2646	4.2414	4.3227	2.1616	2.0908	4.3208	4.3349	2.2721	26.0089			
	S	209.248	201.906	199.528	203.763	209.685	201.983	191.889	203.156	201.393			
44	T	2.2672	4.2464	4.3063	2.1736	2.0911	4.2429	4.3577	2.2790	25.9642			
	S	209.008	201.668	200.288	202.638	209.655	205.691	190.885	202.541	201.739			
45	T	2.2724	4.2602	4.2807	2.1490	2.0695	4.2402	4.3500	2.2811	25.9031			
	S	208.530	201.015	201.486	204.958	211.843	205.822	191.223	202.355	202.215			
46	T	2.2680	4.2680	4.3102	2.1633	2.0797	4.2571	4.3164	2.2615	25.9242			
	S	208.935	200.648	200.107	203.603	210.804	205.005	192.711	204.108	202.051			
47	T	2.2599	4.2308	4.2972	2.1708	2.0868	4.2591	4.4098	2.2918	26.0062			
	S	209.683	202.412	200.712	202.900	210.087	204.909	188.629	201.410	201.414			
48	T	2.2614	4.2225	4.5369	2.2458	2.1267	4.2982	4.3861	2.2827	26.3603			
	S	209.544	202.810	190.108	196.124	206.145	203.045	189.649	202.213	198.708			
49	T	2.2703	4.2582	4.4958	2.2141	2.1045	4.3275	4.3556	2.2706	26.2966			
	S	208.723	201.109	191.846	198.932	208.320	201.670	190.977	203.290	199.189			
50	T	2.2537	4.2911	4.5458	2.2310	2.1194	4.4102	4.4790	2.3025	26.6327			
	S	210.260	199.567	189.736	197.425	206.855	197.888	185.715	200.474	196.676			
51	T	2.2564	4.3834	4.6545	2.3288	2.1915	4.5128	4.5245	2.3448	27.1967			
	S	210.009	195.365	185.305	189.134	200.050	193.389	183.848	196.857	192.597			
52	T	2.3150	4.2582	4.4557	2.2201	2.1167	4.3175	4.4344	2.2918	26.4094			
	S	204.693	201.109	193.572	198.394	207.119	202.137	187.583	201.410	198.338			
53	T	2.2733	4.3099	4.4254	2.2184	2.1134	4.2899	4.3251	2.2726	26.2280			
	S	208.447	198.697	194.898	198.546	207.443	203.438	192.323	203.111	199.710			
54	T	2.2721	4.2923	4.4598	2.2267	2.5511	6.4911			51.7436	29.3071		30.2095
	S	208.558	199.512	193.394	197.806	171.851	134.450			101.230	30.663		154.963
55	T			5.4041	2.5293	2.3562	4.4667	4.5441	2.3694	37.3060		29.5330	
	S			159.601	174.141	186.066	195.385	183.055	194.813	140.406		157.982	
56	T	2.3386	4.2370	4.1682	2.1349	2.0597	4.0794	4.1666	2.2246	25.4090			
	S	202.627	202.116	206.924	206.312	212.851	213.935	199.640	207.494	206.147			
57	T	2.2347	4.1387	4.1710	2.1254	2.0559	4.1046	4.1601	2.2176	25.2080			
	S	212.048	206.916	206.785	207.234	213.244	212.622	199.951	208.149	207.791			

Event: Firestone 600
Track: Texas Motor Speedway
Report: Section Data Report
Session: Race

Round 8
1.455 mile(s)
Verizon INDYCAR Series
June 7, 2014



Section Data for Car 7 - Aleshin, Mikhail (R)

Lap	T/S	SF to T1	T1 to SS1	SS1 to T2	T2 to BS	BS to T3	T3 to SS2	SS2 to T4	T4 to SF	Lap	PI to PO	PO to SF	SF to PI
58	T	2.2219	4.1147	4.1313	2.1063	2.0399	4.1138	4.1956	2.2296	25.1531			
	S	213.270	208.123	208.772	209.113	214.917	212.146	198.260	207.029	208.245			
59	T	2.2311	4.1091	4.1112	2.0848	2.0300	4.0818	4.1660	2.2157	25.0297			
	S	212.390	208.407	209.793	211.269	215.965	213.809	199.668	208.327	209.271			
60	T	2.2219	4.1140	4.1461	2.1161	2.0448	4.0499	4.1434	2.2224	25.0586			
	S	213.270	208.158	208.027	208.144	214.402	215.494	200.757	207.699	209.030			
61	T	2.2138	4.1124	4.1223	2.1022	2.0346	4.0669	4.1858	2.2266	25.0646			
	S	214.050	208.239	209.228	209.521	215.477	214.593	198.724	207.308	208.980			
62	T	2.2555	4.1596	4.1383	2.1241	2.0780	4.1025	4.1765	2.2245	25.2590			
	S	210.093	205.876	208.419	207.361	210.976	212.731	199.166	207.503	207.372			
63	T	2.2499	4.1698	4.1646	2.1297	2.0725	4.0806	4.1570	2.2191	25.2432			
	S	210.615	205.373	207.103	206.815	211.536	213.872	200.101	208.008	207.501			
64	T	2.2305	4.1135	4.1138	2.1139	2.0547	4.0676	4.1566	2.2217	25.0723			
	S	212.447	208.184	209.660	208.361	213.369	214.556	200.120	207.765	208.916			
65	T	2.2283	4.1475	4.1770	2.1290	2.0594	4.1014	4.1771	2.2291	25.2488			
	S	212.657	206.477	206.488	206.883	212.882	212.788	199.138	207.075	207.455			
66	T	2.2364	4.1148	4.1392	2.1186	2.0508	4.0786	4.1421	2.2137	25.0942			
	S	211.887	208.118	208.374	207.899	213.775	213.977	200.820	208.516	208.733			
67	T	2.2279	4.1223	4.1552	2.1259	2.0562	4.1137	4.1877	2.2340	25.2229			
	S	212.695	207.739	207.571	207.185	213.213	212.151	198.634	206.621	207.668			
68	T	2.2390	4.1602	4.1580	2.1234	2.0551	4.1273	4.1990	2.2364	25.2984			
	S	211.641	205.847	207.431	207.429	213.327	211.452	198.099	206.399	207.049			
69	T	2.2384	4.1375	4.1805	2.1260	2.0519	4.0265	4.2001	2.2382	25.1991			
	S	211.697	206.976	206.315	207.175	213.660	216.746	198.047	206.233	207.865			
70	T	2.2397	4.2135	4.3070	2.1593	2.0704	4.1415	4.1903	2.2150	25.5367			
	S	211.575	203.243	200.255	203.980	211.751	210.727	198.510	208.393	205.117			
71	T	2.1987	4.1787	4.4530	2.2811	2.1453	4.1965	4.2499	2.2402	25.9434			
	S	215.520	204.935	193.690	193.089	204.358	207.966	195.727	206.049	201.901			
72	T	2.2412	4.1795	4.2186	2.1403	2.0647	4.1256	4.1959	2.2354	25.4012			
	S	211.433	204.896	204.452	205.791	212.335	211.539	198.245	206.491	206.211			
73	T	2.2367	4.2108	4.2395	2.1530	2.0760	4.1374	4.1932	2.2292	25.4758			
	S	211.858	203.373	203.444	204.577	211.180	210.936	198.373	207.066	205.607			
74	T	2.2270	4.1810	4.2197	2.1428	2.0686	4.1677	4.2324	2.2475	25.4867			
	S	212.781	204.823	204.398	205.551	211.935	209.403	196.536	205.380	205.519			
75	T	2.2478	4.1804	4.1979	2.1372	2.0627	4.1401	4.2155	2.2363	25.4179			
	S	210.812	204.852	205.460	206.090	212.541	210.799	197.324	206.408	206.075			
76	T	2.2378	4.1368	4.2856	2.1660	2.0836	4.2019	4.2194	2.2450	25.5761			
	S	211.754	207.011	201.255	203.349	210.409	207.698	197.141	205.608	204.801			

Event: Firestone 600
Track: Texas Motor Speedway
Report: Section Data Report
Session: Race

Round 8
1.455 mile(s)
Verizon INDYCAR Series
June 7, 2014



Section Data for Car 7 - Aleshin, Mikhail (R)

Lap	T/S	SF to T1	T1 to SS1	SS1 to T2	T2 to BS	BS to T3	T3 to SS2	SS2 to T4	T4 to SF	Lap	PI to PO	PO to SF	SF to PI
77	T	2.2353	4.1789	4.1991	2.1303	2.0604	4.2017	4.2709	2.2612	25.5378			
	S	211.991	204.926	205.401	206.757	212.779	207.708	194.764	204.135	205.108			
78	T	2.2534	4.1879	4.2590	2.1576	2.0775	4.1692	4.2338	2.2515	25.5899			
	S	210.288	204.485	202.512	204.141	211.027	209.327	196.471	205.015	204.690			
79	T	2.2441	4.1764	4.2201	2.1452	2.0702	4.1552	4.2625	2.2488	25.5225			
	S	211.160	205.048	204.379	205.321	211.771	210.033	195.148	205.261	205.231			
80	T	2.2497	4.1475	4.2618	2.1623	2.0826	4.1684	4.2539	2.2514	25.5776			
	S	210.634	206.477	202.379	203.697	210.510	209.367	195.542	205.024	204.789			
81	T	2.2454	4.1863	4.2394	2.1514	2.0724	4.1875	4.2544	2.2482	25.5850			
	S	211.038	204.563	203.449	204.729	211.547	208.412	195.520	205.316	204.729			
82	T	2.2430	4.1973	4.2537	2.1486	2.0706	4.2393	4.2837	2.2435	25.6797			
	S	211.263	204.027	202.765	204.996	211.730	205.866	194.182	205.746	203.974			
83	T	2.2340	4.1819	4.2423	2.1475	2.0664	4.2029	4.2519	2.2474	25.5743			
	S	212.114	204.779	203.310	205.101	212.161	207.649	195.634	205.389	204.815			
84	T	2.2451	4.2115	4.2659	2.1576	2.0743	4.1775	4.2949	2.2581	25.6849			
	S	211.066	203.339	202.185	204.141	211.353	208.911	193.676	204.416	203.933			
85	T	2.2484	4.1896	4.2832	2.1728	2.0870	4.2620	4.2715	2.2410	25.7555			
	S	210.756	204.402	201.368	202.713	210.067	204.769	194.737	205.975	203.374			
86	T	2.2365	4.1702	4.2709	2.1378	2.0604	4.2255	4.3144	2.2418	25.6575			
	S	211.877	205.353	201.948	206.032	212.779	206.538	192.800	205.902	204.151			
87	T	2.2213	4.1979	4.3691	2.1708	2.0848	4.2592	4.3157	2.2565	25.8753			
	S	213.327	203.998	197.409	202.900	210.288	204.904	192.742	204.561	202.432			
88	T	2.2455	4.2813	4.4665	2.2230	2.1191	4.2745	4.2804	2.2539	26.1442			
	S	211.028	200.024	193.104	198.135	206.885	204.171	194.332	204.797	200.350			
89	T	2.2445	4.1873	4.2787	2.1656	2.0809	4.1545	4.2987	2.2649	25.6751			
	S	211.122	204.515	201.580	203.387	210.682	210.068	193.505	203.802	204.011			
90	T	2.2603	4.2181	4.2979	2.1849	2.0973	4.2080	4.2836	2.2611	25.8112			
	S	209.646	203.021	200.679	201.590	209.035	207.397	194.187	204.144	202.935			
91	T	2.2596	4.2130	4.3566	2.1964	2.1013	4.2563	4.3162	2.2645	25.9639			
	S	209.711	203.267	197.975	200.535	208.637	205.044	192.720	203.838	201.742			
92	T	2.2554	4.2385	4.3210	2.1855	2.0956	4.2587	4.3603	2.2917	26.0067			
	S	210.102	202.044	199.607	201.535	209.205	204.928	190.771	201.419	201.410			
93	T	2.2704	4.2070	4.3232	2.1940	2.1115	4.2162	4.2838	2.2750	25.8811			
	S	208.714	203.557	199.505	200.754	207.629	206.994	194.178	202.897	202.387			
94	T	2.2721	4.2120	4.2785	2.1771	2.0943	4.2209	4.2912	2.2664	25.8125			
	S	208.558	203.315	201.589	202.313	209.334	206.763	193.843	203.667	202.925			
95	T	2.2556	4.1827	4.3131	2.1936	2.1072	4.1918	4.2809	2.2591	25.7840			
	S	210.083	204.739	199.972	200.791	208.053	208.199	194.309	204.325	203.149			

Event: Firestone 600
Track: Texas Motor Speedway
Report: Section Data Report
Session: Race

Round 8
1.455 mile(s)
Verizon INDYCAR Series
June 7, 2014



Section Data for Car 7 - Aleshin, Mikhail (R)

Lap	T/S	SF to T1	T1 to SS1	SS1 to T2	T2 to BS	BS to T3	T3 to SS2	SS2 to T4	T4 to SF	Lap	PI to PO	PO to SF	SF to PI
96	T	2.2544	4.2017	4.2650	2.1695	2.0922	4.3003	4.3685	2.2773	25.9289			
	S	210.195	203.814	202.227	203.021	209.545	202.946	190.413	202.692	202.014			
97	T	2.2638	4.2708	4.3769	2.2110	2.1107	4.2632	4.3850	2.2843	26.1657			
	S	209.322	200.516	197.057	199.211	207.708	204.712	189.696	202.071	200.186			
98	T	2.2617	4.2560	4.3692	2.1955	2.4815	6.3882			49.2278	27.4478		29.5645
	S	209.517	201.213	197.405	200.617	176.671	136.616			106.403	32.740		158.344
99	T			5.3158	2.5032	2.3508	4.3583	4.2799	2.2637	37.1261		29.3416	
	S			162.252	175.957	186.494	200.245	194.355	203.910	141.087		159.013	
100	T	2.2583	4.1633	4.1979	2.1298	2.0593	4.0745	4.1879	2.2248	25.2958			
	S	209.832	205.693	205.460	206.806	212.892	214.192	198.624	207.475	207.070			
101	T	2.2232	4.1203	4.1485	2.1031	2.0357	4.0724	4.1347	2.2084	25.0463			
	S	213.145	207.840	207.906	209.431	215.360	214.303	201.180	209.016	209.133			
102	T	2.2152	4.1309	4.1601	2.1124	2.0408	4.0850	4.1596	2.2199	25.1239			
	S	213.915	207.307	207.327	208.509	214.822	213.642	199.976	207.933	208.487			
103	T	2.2279	4.1320	4.1344	2.1125	2.0429	4.0861	4.1223	2.2057	25.0638			
	S	212.695	207.252	208.616	208.499	214.601	213.584	201.785	209.272	208.987			
104	T	2.2107	4.0857	4.1197	2.1007	2.0330	4.0705	4.1658	2.2208	25.0069			
	S	214.350	209.600	209.360	209.670	215.646	214.403	199.678	207.849	209.462			
105	T	2.2274	4.0848	4.1345	2.1091	2.0390	4.0949	4.1782	2.2277	25.0956			
	S	212.743	209.646	208.610	208.835	215.012	213.125	199.085	207.205	208.722			
106	T	2.2304	4.1322	4.1493	2.1218	2.0486	4.0811	4.1071	2.1889	25.0594			
	S	212.457	207.242	207.866	207.585	214.004	213.846	202.532	210.878	209.023			
107	T	2.1995	4.1823	4.1474	2.1131	2.0425	4.1445	4.1734	2.2119	25.2146			
	S	215.442	204.759	207.962	208.440	214.643	210.575	199.314	208.685	207.737			
108	T	2.2100	4.1179	4.1364	2.1192	2.0457	4.1053	4.1955	2.2179	25.1479			
	S	214.418	207.961	208.515	207.840	214.308	212.586	198.264	208.121	208.288			
109	T	2.2218	4.1010	4.1069	2.1022	2.0331	4.1541	4.2231	2.2312	25.1734			
	S	213.279	208.818	210.012	209.521	215.636	210.088	196.969	206.880	208.077			
110	T	2.2216	4.1064	4.2830	2.1498	2.0662	4.0801	4.1564	2.2126	25.2761			
	S	213.298	208.544	201.378	204.882	212.181	213.899	200.129	208.619	207.231			
111	T	2.2096	4.1921	4.2116	2.1421	2.0687	4.1900	4.2194	2.2243	25.4578			
	S	214.457	204.280	204.792	205.618	211.925	208.288	197.141	207.522	205.752			
112	T	2.2251	4.1192	4.2037	2.1508	2.0933	4.1088	4.2056	2.2392	25.3457			
	S	212.963	207.896	205.176	204.786	209.434	212.404	197.788	206.141	206.662			
113	T	2.2539	4.1608	4.2166	2.1464	2.0739	4.1262	4.1821	2.2372	25.3971			
	S	210.242	205.817	204.549	205.206	211.394	211.509	198.900	206.325	206.244			
114	T	2.2445	4.1274	4.1555	2.1398	2.0677	4.1162	4.1952	2.2417	25.2880			
	S	211.122	207.483	207.556	205.839	212.027	212.023	198.279	205.911	207.134			

Event: Firestone 600
Track: Texas Motor Speedway
Report: Section Data Report
Session: Race

Round 8
1.455 mile(s)
Verizon INDYCAR Series
June 7, 2014



Section Data for Car 7 - Aleshin, Mikhail (R)

Lap	T/S	SF to T1	T1 to SS1	SS1 to T2	T2 to BS	BS to T3	T3 to SS2	SS2 to T4	T4 to SF	Lap	PI to PO	PO to SF	SF to PI
115	T	2.2388	4.1715	4.1310	2.1142	2.0434	4.1013	4.2141	2.2484	25.2627			
	S	211.660	205.289	208.787	208.332	214.549	212.793	197.389	205.298	207.341			
116	T	2.2307	4.1722	4.2024	2.1288	2.0618	4.2488	4.3873	2.2799	25.7119			
	S	212.428	205.255	205.240	206.903	212.634	205.406	189.597	202.461	203.719			
117	T	2.2501	4.3082	4.4231	2.2237	2.1174	4.2804	4.4112	2.2894	26.3035			
	S	210.597	198.775	194.999	198.073	207.051	203.889	188.570	201.621	199.137			
118	T	2.2655	4.1818	4.2021	2.1414	2.0678	4.0821	4.2310	2.2632	25.4349			
	S	209.165	204.783	205.255	205.685	212.017	213.794	196.601	203.955	205.938			
119	T	2.2685	4.2053	4.2125	2.1489	2.0862	4.1489	4.1988	2.2376	25.5067			
	S	208.889	203.639	204.748	204.967	210.147	210.351	198.109	206.288	205.358			
120	T	2.2392	4.2054	5.0528	3.0769	3.2818	7.1185	10.7454	5.6712	41.3912			
	S	211.622	203.634	170.697	143.149	133.588	122.600	77.412	81.392	126.549			
121	T	4.8557	6.7940	8.5835	3.6871	2.9631	7.0663	7.5470	2.9303	44.4270			
	S	97.589	126.047	100.483	119.458	147.956	123.506	110.218	157.523	117.901			
122	T	2.7490	5.2513	5.6626	2.6640	2.4515	5.9465	7.4463	2.9422	35.1134			
	S	172.377	163.077	152.315	165.336	178.833	146.763	111.709	156.886	149.174			
123	T	2.9810	8.5063	9.9077	5.0377	5.3185	11.7971	14.5619	5.5227	63.6329			
	S	158.961	100.674	87.054	87.432	82.431	73.978	57.123	83.581	82.316			
124	T	5.5385	10.7401	11.0647	5.5899	5.5105	9.6195	12.9452	5.4610	66.4694			
	S	85.558	79.735	77.951	78.795	79.559	90.725	64.257	84.525	78.803			
125	T	5.4607	10.3899	10.2573	5.3243	5.1885	10.5960	11.3727	5.8506	64.4400			
	S	86.777	82.423	84.086	82.725	84.496	82.364	73.142	78.896	81.285			
126	T	6.3634	10.0428	9.8994	4.1504	3.9868	8.8894			80.6145	31.3965		57.0029
	S	74.467	85.271	87.126	106.123	109.965	98.176			64.976	28.622		82.125
127	T			6.9982	2.8991	2.8209	8.7146	12.3570	4.5146	55.1954		47.4105	
	S			123.246	151.928	155.415	100.145	67.316	102.244	94.899		98.410	
128	T	4.8734	8.6210	11.7521	6.0999	5.6482	11.3585	12.5459	6.0446	66.9436			
	S	97.235	99.335	73.391	72.207	77.619	76.835	66.302	76.364	78.245			
129	T	6.1069	9.5400	9.5327	5.5041	5.7090	12.5392	15.6991	6.5875	71.2185			
	S	77.595	89.766	90.478	80.023	76.793	69.600	52.985	70.071	73.548			
130	T	5.3031	10.1753	9.8735	4.2167	4.4360	10.6410	11.0912	5.4298	61.1666			
	S	89.356	84.161	87.355	104.455	98.830	82.016	74.998	85.011	85.635			
131	T	5.5241	9.5498	9.4482	4.9619	5.0313	10.8257	11.4189	4.9247	61.6846			
	S	85.781	89.673	91.287	88.767	87.136	80.616	72.846	93.730	84.916			
132	T	6.9388	10.5127	10.8268	5.1109	5.2350	10.3686	10.5768	5.5779	65.1475			
	S	68.292	81.460	79.663	86.179	83.746	84.170	78.646	82.754	80.402			
133	T	4.8977	10.7166	10.6407	5.5755	5.3401	9.6973	10.1371	5.0736	62.0786			
	S	96.752	79.910	81.057	78.998	82.098	89.997	82.057	90.979	84.377			

Event: Firestone 600
Track: Texas Motor Speedway
Report: Section Data Report
Session: Race

Round 8
1.455 mile(s)
Verizon INDYCAR Series
June 7, 2014



Section Data for Car 7 - Aleshin, Mikhail (R)

Lap	T/S	SF to T1	T1 to SS1	SS1 to T2	T2 to BS	BS to T3	T3 to SS2	SS2 to T4	T4 to SF	Lap	PI to PO	PO to SF	SF to PI
134	T	5.0204	9.6410	9.2149	4.3128	4.0071	7.4082	6.9778	2.8026	49.3848			
	S	94.388	88.825	93.598	102.127	109.408	117.806	119.209	164.701	106.065			
135	T	2.6059	4.5200	4.2570	2.1375	2.0509	4.0998	4.1356	2.1842	25.9909			
	S	181.843	189.461	202.607	206.061	213.764	212.871	201.136	211.332	201.532			
136	T	2.1728	4.1636	4.1554	2.1063	2.0333	4.0357	4.1266	2.1881	24.9818			
	S	218.089	205.679	207.561	209.113	215.615	216.252	201.575	210.955	209.673			
137	T	2.1874	4.0540	4.1033	2.0826	2.0228	4.0403	4.0961	2.1817	24.7682			
	S	216.633	211.239	210.197	211.493	216.734	216.006	203.076	211.574	211.481			
138	T	2.1888	4.0732	4.0824	2.0806	2.0196	4.0494	4.1198	2.1979	24.8117			
	S	216.495	210.243	211.273	211.696	217.077	215.520	201.907	210.015	211.110			
139	T	2.1963	4.1007	4.1102	2.0992	2.0351	4.0597	4.1881	2.2182	25.0075			
	S	215.755	208.834	209.844	209.820	215.424	214.973	198.615	208.093	209.457			
140	T	2.2023	4.0842	4.1209	2.0962	2.0288	4.0277	4.1308	2.2049	24.8958			
	S	215.168	209.677	209.299	210.120	216.093	216.681	201.370	209.348	210.397			
141	T	2.2074	4.0781	4.1261	2.1035	2.0366	4.0932	4.1680	2.2192	25.0321			
	S	214.670	209.991	209.035	209.391	215.265	213.214	199.573	207.999	209.251			
142	T	2.2142	4.0836	4.1736	2.1217	2.0502	4.1065	4.1887	2.2335	25.1720			
	S	214.011	209.708	206.656	207.595	213.837	212.523	198.586	206.667	208.088			
143	T	2.2272	4.1097	4.1520	2.1109	2.0432	4.1291	4.1996	2.2297	25.2014			
	S	212.762	208.376	207.731	208.657	214.570	211.360	198.071	207.019	207.846			
144	T	2.2279	4.1106	4.1351	2.1137	2.0439	4.0847	4.1772	2.2195	25.1126			
	S	212.695	208.331	208.580	208.381	214.496	213.658	199.133	207.971	208.581			
145	T	2.2239	4.0957	4.1499	2.1174	2.0488	4.0972	4.2004	2.2342	25.1675			
	S	213.078	209.088	207.836	208.017	213.983	213.006	198.033	206.602	208.126			
146	T	2.2305	4.1088	4.1777	2.1397	2.0654	4.1487	4.2038	2.2401	25.3147			
	S	212.447	208.422	206.453	205.849	212.264	210.362	197.873	206.058	206.915			
147	T	2.2264	4.1296	4.1597	2.1148	2.0442	4.1004	4.1814	2.2327	25.1892			
	S	212.838	207.372	207.347	208.272	214.465	212.840	198.933	206.741	207.946			
148	T	2.2328	4.1296	4.1741	2.1231	2.0520	4.1047	4.1802	2.2267	25.2232			
	S	212.228	207.372	206.631	207.458	213.650	212.617	198.990	207.298	207.666			
149	T	2.2174	4.1185	4.1913	2.1299	2.0583	4.1200	4.2040	2.2426	25.2820			
	S	213.702	207.931	205.783	206.796	212.996	211.827	197.864	205.828	207.183			
150	T	2.2354	4.1390	4.1802	2.1297	2.0574	4.0904	4.2001	2.2372	25.2694			
	S	211.982	206.901	206.330	206.815	213.089	213.360	198.047	206.325	207.286			
151	T	2.2316	4.1705	4.1669	2.1235	2.0521	4.1100	4.1951	2.2325	25.2822			
	S	212.343	205.338	206.988	207.419	213.639	212.342	198.283	206.760	207.181			
152	T	2.2274	4.1416	4.1790	2.1301	2.0592	4.1443	4.1953	2.2290	25.3059			
	S	212.743	206.771	206.389	206.776	212.903	210.585	198.274	207.084	206.987			

Event: Firestone 600
Track: Texas Motor Speedway
Report: Section Data Report
Session: Race

Round 8
1.455 mile(s)
Verizon INDYCAR Series
June 7, 2014



Section Data for Car 7 - Aleshin, Mikhail (R)

Lap	T/S	SF to T1	T1 to SS1	SS1 to T2	T2 to BS	BS to T3	T3 to SS2	SS2 to T4	T4 to SF	Lap	PI to PO	PO to SF	SF to PI
153	T	2.2250	4.1734	4.2015	2.1452	2.0657	4.1883	4.2402	2.2460	25.4853			
	S	212.972	205.196	205.284	205.321	212.233	208.373	196.174	205.517	205.530			
154	T	2.2383	4.1643	4.2212	2.1464	2.0682	4.1504	4.2270	2.2484	25.4642			
	S	211.707	205.644	204.326	205.206	211.976	210.275	196.787	205.298	205.701			
155	T	2.2381	4.1577	4.2123	2.1474	2.0707	4.1615	4.2216	2.2429	25.4522			
	S	211.726	205.971	204.757	205.111	211.720	209.715	197.039	205.801	205.798			
156	T	2.2391	4.1597	4.2049	2.1362	2.0570	4.1536	4.2548	2.2657	25.4710			
	S	211.631	205.871	205.118	206.186	213.130	210.113	195.501	203.730	205.646			
157	T	2.2571	4.1982	4.2002	2.1399	2.0621	4.1507	4.2104	2.2364	25.4550			
	S	209.944	203.984	205.347	205.829	212.603	210.260	197.563	206.399	205.775			
158	T	2.2285	4.1537	4.2061	2.1479	2.0663	4.1984	4.2349	2.2514	25.4872			
	S	212.638	206.169	205.059	205.063	212.171	207.871	196.420	205.024	205.515			
159	T	2.2393	4.1835	4.2356	2.1635	2.0778	4.1975	4.2391	2.2495	25.5858			
	S	211.612	204.700	203.631	203.584	210.997	207.916	196.225	205.197	204.723			
160	T	2.2424	4.1754	4.2312	2.1536	2.0674	4.1872	4.2629	2.2668	25.5869			
	S	211.320	205.097	203.843	204.520	212.058	208.427	195.130	203.631	204.714			
161	T	2.2645	4.1914	4.2787	2.1704	2.0911	4.1963	4.2336	2.2543	25.6803			
	S	209.258	204.314	201.580	202.937	209.655	207.975	196.480	204.760	203.970			
162	T	2.2596	4.1796	4.2376	2.1567	2.0823	4.1885	4.2672	2.2781	25.6496			
	S	209.711	204.891	203.535	204.226	210.541	208.363	194.933	202.621	204.214			
163	T	2.2670	4.1983	4.2594	2.1730	2.0977	4.1875	4.2376	2.2583	25.6788			
	S	209.027	203.979	202.493	202.694	208.995	208.412	196.295	204.398	203.981			
164	T	2.2511	4.1875	4.2500	2.1721	2.0961	4.2034	4.2374	2.2575	25.6551			
	S	210.503	204.505	202.941	202.778	209.155	207.624	196.304	204.470	204.170			
165	T	2.2556	4.1767	4.3221	2.1821	2.1013	4.1670	4.2303	2.2474	25.6825			
	S	210.083	205.034	199.556	201.849	208.637	209.438	196.633	205.389	203.952			
166	T	2.2440	4.1685	4.2773	2.1777	2.0949	4.2039	4.2624	2.2587	25.6874			
	S	211.169	205.437	201.646	202.257	209.274	207.599	195.153	204.361	203.913			
167	T	2.2539	4.2116	4.3081	2.1859	2.1031	4.2111	4.2966	2.2752	25.8455			
	S	210.242	203.335	200.204	201.498	208.459	207.244	193.599	202.879	202.666			
168	T	2.2684	4.2062	4.2884	2.1869	2.1051	4.1960	4.2753	2.2697	25.7960			
	S	208.898	203.596	201.124	201.406	208.260	207.990	194.564	203.371	203.055			
169	T	2.2735	4.1957	4.2808	2.1715	2.0927	4.1809	4.2604	2.2646	25.7201			
	S	208.429	204.105	201.481	202.834	209.494	208.741	195.244	203.829	203.654			
170	T	2.2596	4.1772	4.2961	2.1900	2.1081	4.2161	4.2759	2.2720	25.7950			
	S	209.711	205.009	200.763	201.121	207.964	206.999	194.536	203.165	203.063			
171	T	2.2699	4.2091	4.3127	2.2163	2.4801	6.3958			48.8521	26.9682		29.6650
	S	208.760	203.455	199.991	198.734	176.771	136.453			107.222	33.322		157.808

Event: Firestone 600
 Track: Texas Motor Speedway
 Report: Section Data Report
 Session: Race

Round 8
 1.455 mile(s)
 Verizon INDYCAR Series
 June 7, 2014



Section Data for Car 7 - Aleshin, Mikhail (R)

Lap	T/S	SF to T1	T1 to SS1	SS1 to T2	T2 to BS	BS to T3	T3 to SS2	SS2 to T4	T4 to SF	Lap	PI to PO	PO to SF	SF to PI
172	T			5.2589	2.4856	2.3348	4.3407	4.2471	2.2465	36.5753		28.7942	
	S			164.008	177.203	187.772	201.057	195.856	205.471	143.211		162.035	
173	T	2.2500	4.1607	4.2021	2.1442	2.0742	4.1523	4.1829	2.2223	25.3887			
	S	210.606	205.822	205.255	205.417	211.363	210.179	198.862	207.709	206.312			
174	T	2.2232	4.1517	4.1477	2.1261	2.0579	4.1108	4.1532	2.2340	25.2046			
	S	213.145	206.268	207.947	207.165	213.037	212.301	200.284	206.621	207.819			
175	T	2.2443	4.1420	4.1303	2.1114	2.0498	4.0640	4.1001	2.2031	25.0450			
	S	211.141	206.751	208.823	208.608	213.879	214.746	202.878	209.519	209.144			
176	T	2.2171	4.1047	4.1101	2.1109	2.0505	4.0515	4.1201	2.2089	24.9738			
	S	213.731	208.630	209.849	208.657	213.806	215.408	201.893	208.969	209.740			
177	T	2.2209	4.1202	4.1077	2.1070	2.0475	4.0897	4.1234	2.2107	25.0271			
	S	213.366	207.845	209.972	209.043	214.119	213.396	201.731	208.799	209.293			
178	T	2.2206	4.1139	4.1011	2.1103	2.0473	4.0701	4.1424	2.2086	25.0143			
	S	213.394	208.163	210.309	208.717	214.140	214.424	200.806	208.997	209.400			
179	T	2.2193	4.1016	4.1317	2.1122	2.0498	4.1062	4.1276	2.2146	25.0630			
	S	213.519	208.788	208.752	208.529	213.879	212.539	201.526	208.431	208.993			
180	T	2.2287	4.1193	4.1100	2.1037	2.0446	4.0844	4.1269	2.2159	25.0335			
	S	212.619	207.891	209.854	209.371	214.423	213.673	201.560	208.309	209.240			
181	T	2.2268	4.0890	4.0908	2.0957	2.0374	4.0668	4.1170	2.2072	24.9307			
	S	212.800	209.431	210.839	210.171	215.181	214.598	202.045	209.130	210.102			
182	T	2.2212	4.0917	4.1710	2.1168	2.0437	4.1052	4.1287	2.2056	25.0839			
	S	213.337	209.293	206.785	208.076	214.517	212.591	201.472	209.281	208.819			
183	T	2.2121	4.0929	4.1180	2.1063	2.0391	4.0329	4.1451	2.2144	24.9608			
	S	214.214	209.232	209.446	209.113	215.001	216.402	200.675	208.450	209.849			
184	T	2.2161	4.0985	4.1325	2.1060	2.0382	4.0353	4.1188	2.2042	24.9496			
	S	213.828	208.946	208.711	209.143	215.096	216.273	201.956	209.414	209.943			
185	T	2.2152	4.0858	4.1129	2.1073	2.0383	4.1053	4.1643	2.2236	25.0527			
	S	213.915	209.595	209.706	209.014	215.086	212.586	199.750	207.587	209.079			
186	T	2.2310	4.1163	4.1151	2.1011	2.0347	4.0626	4.1121	2.2036	24.9765			
	S	212.400	208.042	209.594	209.630	215.466	214.820	202.285	209.471	209.717			
187	T	2.2073	4.0747	4.1908	2.1384	2.0635	4.1401	4.1778	2.2287	25.2213			
	S	214.680	210.166	205.808	205.974	212.459	210.799	199.104	207.112	207.682			
188	T	2.2306	4.1021	4.1730	2.1324	2.0582	4.1107	4.1388	2.2083	25.1541			
	S	212.438	208.762	206.686	206.553	213.006	212.306	200.981	209.025	208.236			
189	T	2.2211	4.1187	4.1782	2.1227	2.0491	4.1161	4.1750	2.2245	25.2054			
	S	213.346	207.921	206.429	207.497	213.952	212.028	199.238	207.503	207.813			
190	T	2.2255	4.1384	4.1178	2.0992	2.0330	4.1524	4.1886	2.2210	25.1759			
	S	212.925	206.931	209.457	209.820	215.646	210.174	198.591	207.830	208.056			

Event: Firestone 600
 Track: Texas Motor Speedway
 Report: Section Data Report
 Session: Race

Round 8
 1.455 mile(s)
 Verizon INDYCAR Series
 June 7, 2014



Section Data for Car 7 - Aleshin, Mikhail (R)

Lap	T/S	SF to T1	T1 to SS1	SS1 to T2	T2 to BS	BS to T3	T3 to SS2	SS2 to T4	T4 to SF	Lap	PI to PO	PO to SF	SF to PI
191	T	2.2170	4.1415	4.2364	2.1488	2.0548	4.1519	4.2106	2.2255	25.3865			
	S	213.741	206.776	203.593	204.977	213.359	210.199	197.553	207.410	206.330			
192	T	2.2295	4.1545	4.1613	2.1237	2.0545	4.1490	4.1793	2.2264	25.2782			
	S	212.543	206.129	207.267	207.400	213.390	210.346	199.033	207.326	207.214			
193	T	2.2301	4.1656	4.1980	2.1336	2.0612	4.1673	4.2190	2.2464	25.4212			
	S	212.485	205.580	205.455	206.437	212.696	209.423	197.160	205.480	206.048			
194	T	2.2444	4.1578	4.1967	2.1370	2.0618	4.1571	4.2016	2.2410	25.3974			
	S	211.132	205.966	205.519	206.109	212.634	209.937	197.977	205.975	206.242			
195	T	2.2438	4.1911	4.2290	2.1627	2.0811	4.1908	4.2242	2.2388	25.5615			
	S	211.188	204.329	203.949	203.660	210.662	208.248	196.917	206.178	204.918			
196	T	2.2352	4.1595	4.2988	2.1748	2.0925	4.1968	4.2004	2.2330	25.5910			
	S	212.001	205.881	200.637	202.526	209.514	207.951	198.033	206.713	204.681			
197	T	2.2233	4.1078	4.2459	2.1475	2.0721	4.1866	4.2285	2.2449	25.4566			
	S	213.135	208.473	203.137	205.101	211.577	208.457	196.717	205.618	205.762			
198	T	2.2354	4.1369	4.2028	2.1308	2.0581	4.1449	4.2779	2.2657	25.4525			
	S	211.982	207.006	205.220	206.709	213.016	210.554	194.445	203.730	205.795			
199	T	2.2583	4.2030	4.4087	2.2270	2.1279	4.2664	4.4590	2.3471	26.2974			
	S	209.832	203.751	195.636	197.779	206.029	204.558	186.548	196.664	199.183			
200	T	2.3210	4.3147	4.3898	2.2188	2.1249	4.2086	4.3425	2.3107	26.2310			
	S	204.164	198.476	196.478	198.510	206.320	207.368	191.553	199.762	199.687			
201	T	2.2989	4.2583	4.3924	2.2282	2.1292	4.3109	4.4503	2.3512	26.4194			
	S	206.126	201.105	196.362	197.673	205.903	202.447	186.913	196.321	198.263			
202	T	2.3331	4.2742	4.3608	2.2168	2.1228	4.2648	4.3879	2.3113	26.2717			
	S	203.105	200.356	197.785	198.689	206.524	204.635	189.571	199.711	199.378			
203	T	2.3030	4.2659	4.3412	2.2051	2.1165	4.2319	4.3701	2.3183	26.1520			
	S	205.759	200.746	198.678	199.744	207.139	206.226	190.343	199.107	200.291			
204	T	2.3000	4.2807	4.3269	2.1994	2.1141	4.2408	4.3773	2.3091	26.1483			
	S	206.028	200.052	199.334	200.261	207.374	205.793	190.030	199.901	200.319			
205	T	2.2993	4.2574	4.3204	2.1893	2.1068	4.2400	4.3271	2.2926	26.0329			
	S	206.090	201.147	199.634	201.185	208.092	205.832	192.235	201.339	201.207			
206	T	2.2795	4.2183	4.3755	2.2285	2.1366	4.2316	4.3707	2.3179	26.1586			
	S	207.881	203.012	197.120	197.646	205.190	206.240	190.317	199.142	200.240			
207	T	2.3066	4.3889	4.4848	2.2632	2.1559	4.2913	4.4230	2.3317	26.6454			
	S	205.438	195.120	192.316	194.616	203.353	203.371	188.067	197.963	196.582			
208	T	2.3040	4.2664	4.3757	2.2106	2.1197	4.3181	4.5372	2.3670	26.4987			
	S	205.670	200.723	197.111	199.247	206.826	202.109	183.333	195.011	197.670			
209	T	2.3385	4.3086	4.4043	2.2164	2.1232	4.2601	4.3911	2.3212	26.3634			
	S	202.636	198.757	195.831	198.725	206.485	204.861	189.433	198.859	198.685			

Event: Firestone 600
Track: Texas Motor Speedway
Report: Section Data Report
Session: Race

Round 8
1.455 mile(s)
Verizon INDYCAR Series
June 7, 2014



Section Data for Car 7 - Aleshin, Mikhail (R)

Lap	T/S	SF to T1	T1 to SS1	SS1 to T2	T2 to BS	BS to T3	T3 to SS2	SS2 to T4	T4 to SF	Lap	PI to PO	PO to SF	SF to PI
210	T	2.3011	4.3006	4.4835	2.2768	2.4567	6.6025			50.4115	27.6096		30.5990
	S	205.929	199.127	192.372	193.453	178.454	132.181			103.905	32.548		152.991
211	T			5.3344	2.5095	2.3615	4.4149	4.3175	2.2786	36.8953		29.0982	
	S			161.686	175.515	185.649	197.678	192.662	202.577	141.969		160.343	
212	T	2.2792	4.2602	4.2689	2.1594	2.0863	4.1249	4.1678	2.2251	25.5718			
	S	207.908	201.015	202.043	203.971	210.137	211.575	199.582	207.447	204.835			
213	T	2.2341	4.1608	4.1582	2.1205	2.0515	4.0907	4.1267	2.2008	25.1433			
	S	212.105	205.817	207.421	207.713	213.702	213.344	201.570	209.738	208.326			
214	T	2.2106	4.1062	4.0960	2.0908	2.0281	4.0268	4.1223	2.2016	24.8824			
	S	214.360	208.554	210.571	210.663	216.167	216.730	201.785	209.662	210.510			
215	T	2.2117	4.1026	4.1134	2.1001	2.0456	4.0406	4.1328	2.2062	24.9530			
	S	214.253	208.737	209.681	209.730	214.318	215.990	201.272	209.224	209.915			
216	T	2.2112	4.1113	4.0859	2.0894	2.0353	4.0739	4.1125	2.1975	24.9170			
	S	214.302	208.295	211.092	210.804	215.403	214.224	202.266	210.053	210.218			
217	T	2.2076	4.0977	4.1221	2.1026	2.0427	4.1305	4.1845	2.2280	25.1157			
	S	214.651	208.986	209.238	209.481	214.622	211.289	198.786	207.177	208.555			
218	T	2.2363	4.1549	4.1356	2.1274	2.0599	4.1109	4.1583	2.2165	25.1998			
	S	211.896	206.109	208.555	207.039	212.830	212.296	200.038	208.252	207.859			
219	T	2.2195	4.1692	4.2697	2.1632	2.0871	4.1131	4.1738	2.2337	25.4293			
	S	213.500	205.402	202.005	203.612	210.057	212.182	199.295	206.649	205.983			
220	T	2.2415	4.1516	4.1528	2.1238	2.0589	4.0905	4.1530	2.2212	25.1933			
	S	211.405	206.273	207.691	207.390	212.934	213.355	200.293	207.812	207.912			
221	T	2.2316	4.1247	4.1325	2.1126	2.0518	4.0932	4.1290	2.2151	25.0905			
	S	212.343	207.618	208.711	208.489	213.670	213.214	201.458	208.384	208.764			
222	T	2.2231	4.1483	4.1244	2.1075	2.0491	4.1101	4.1646	2.2277	25.1548			
	S	213.154	206.437	209.121	208.994	213.952	212.337	199.735	207.205	208.231			
223	T	2.2354	4.1321	4.1388	2.1099	2.0505	4.1056	4.1660	2.2296	25.1679			
	S	211.982	207.247	208.394	208.756	213.806	212.570	199.668	207.029	208.122			
224	T	2.2350	4.1541	4.1831	2.1291	2.0623	4.1312	4.1962	2.2279	25.3189			
	S	212.020	206.149	206.187	206.874	212.583	211.253	198.231	207.187	206.881			
225	T	2.2340	4.1566	4.1784	2.1257	2.0620	4.1319	4.1790	2.2346	25.3022			
	S	212.114	206.025	206.419	207.204	212.614	211.217	199.047	206.565	207.018			
226	T	2.2366	4.1695	4.1993	2.1393	2.0718	4.1251	4.2245	2.2484	25.4145			
	S	211.868	205.388	205.391	205.887	211.608	211.565	196.903	205.298	206.103			
227	T	2.2457	4.1856	4.1854	2.1334	2.0631	4.1607	4.2425	2.2593	25.4757			
	S	211.009	204.598	206.073	206.457	212.500	209.755	196.068	204.307	205.608			
228	T	2.2554	4.1740	4.2212	2.1454	2.0723	4.1304	4.2098	2.2388	25.4473			
	S	210.102	205.166	204.326	205.302	211.557	211.294	197.591	206.178	205.837			

Event: Firestone 600
Track: Texas Motor Speedway
Report: Section Data Report
Session: Race

Round 8
1.455 mile(s)
Verizon INDYCAR Series
June 7, 2014



Section Data for Car 7 - Aleshin, Mikhail (R)

Lap	T/S	SF to T1	T1 to SS1	SS1 to T2	T2 to BS	BS to T3	T3 to SS2	SS2 to T4	T4 to SF	Lap	PI to PO	PO to SF	SF to PI
229	T	2.2372	4.1606	4.2020	2.1381	2.0670	4.1249	4.1903	2.2283	25.3484			
	S	211.811	205.827	205.259	206.003	212.099	211.575	198.510	207.149	206.640			
230	T	2.2303	4.1799	4.1874	2.1253	2.0581	4.1764	4.2059	2.2299	25.3932			
	S	212.466	204.877	205.975	207.243	213.016	208.966	197.774	207.001	206.276			
231	T	2.2260	4.1810	4.2768	2.1472	2.0672	4.1878	4.2310	2.2346	25.5516			
	S	212.877	204.823	201.669	205.130	212.079	208.398	196.601	206.565	204.997			
232	T	2.2233	4.1718	4.2339	2.1403	2.0663	4.1253	4.2892	2.2665	25.5166			
	S	213.135	205.274	203.713	205.791	212.171	211.555	193.933	203.658	205.278			
233	T	2.2660	4.1889	4.2104	2.1411	2.0704	4.1391	4.2007	2.2419	25.4585			
	S	209.119	204.436	204.850	205.714	211.751	210.850	198.019	205.893	205.747			
234	T	2.2512	4.1708	4.1699	2.1245	2.0555	4.1695	4.2354	2.2470	25.4238			
	S	210.494	205.324	206.839	207.322	213.286	209.312	196.397	205.425	206.027			
235	T	2.2473	4.1830	4.1932	2.1281	2.0590	4.1661	4.2207	2.2437	25.4411			
	S	210.859	204.725	205.690	206.971	212.923	209.483	197.081	205.728	205.887			
236	T	2.2390	4.1906	4.1949	2.1369	2.0611	4.2055	4.2812	2.2626	25.5718			
	S	211.641	204.353	205.607	206.118	212.706	207.520	194.296	204.009	204.835			
237	T	2.2489	4.2193	4.3648	2.1947	2.1021	4.2462	4.2758	2.2682	25.9200			
	S	210.709	202.963	197.604	200.690	208.558	205.531	194.541	203.505	202.083			
238	T	2.2521	4.1880	4.2663	2.1512	2.0648	4.2035	4.3247	2.2734	25.7240			
	S	210.410	204.480	202.166	204.748	212.325	207.619	192.341	203.040	203.623			
239	T	2.2514	4.2232	4.3810	2.2031	2.1201	4.2233	4.2457	2.2605	25.9083			
	S	210.475	202.776	196.873	199.925	206.787	206.646	195.920	204.199	202.175			
240	T	2.2652	4.2162	4.3036	2.1857	2.1083	4.1990	4.7862	3.1455	27.2097			
	S	209.193	203.113	200.414	201.516	207.944	207.842	173.795	146.746	192.505			
241	T	3.5893	7.2821	7.0358	3.3336	3.3769	6.1937	6.5161	3.4704	40.7979			
	S	132.021	117.598	122.587	132.126	129.826	140.906	127.656	133.008	128.389			
242	T	3.1676	5.9573	6.1401	2.9091	2.6480	5.7476	6.5311	3.8546	36.9554			
	S	149.597	143.750	140.470	151.406	165.562	151.842	127.363	119.751	141.738			
243	T	5.8214	10.0538	10.4859	5.3799	5.5535	10.5017			68.3530	15.1699		60.8679
	S	81.400	85.178	82.253	81.870	78.943	83.103			76.632	59.238		76.910
244	T			10.5339	5.1596	5.9735	10.8278	10.7244	5.2181	65.6776		57.9928	
	S			81.879	85.366	73.392	80.601	77.563	88.460	79.753		80.453	
245	T	5.8275	11.5317	9.8405	4.6810	3.9710	9.1463	9.2450	3.0201	57.2631			
	S	81.315	74.262	87.648	94.094	110.403	95.419	89.975	152.840	91.473			
246	T	2.7101	4.9167	4.7244	2.2832	2.1644	4.3988	4.4150	2.3065	27.9191			
	S	174.851	174.174	182.563	192.911	202.555	198.401	188.407	200.126	187.613			
247	T	2.2938	4.2986	4.4173	2.2013	2.1013	4.2560	4.3349	2.2379	26.1411			
	S	206.585	199.219	195.255	200.088	208.637	205.058	191.889	206.261	200.374			

Event: Firestone 600
Track: Texas Motor Speedway
Report: Section Data Report
Session: Race

Round 8
1.455 mile(s)
Verizon INDYCAR Series
June 7, 2014



Section Data for Car 7 - Aleshin, Mikhail (R)

Lap	T/S	SF to T1	T1 to SS1	SS1 to T2	T2 to BS	BS to T3	T3 to SS2	SS2 to T4	T4 to SF	Lap	PI to PO	PO to SF	SF to PI
248	T	2.3846	5.7978	7.4501									
	S	198.718	147.705	115.770									

Event: Firestone 600
 Track: Texas Motor Speedway
 Report: Section Data Report
 Session: Race

Round 8
 1.455 mile(s)
 Verizon INDYCAR Series
 June 7, 2014



Section Data for Car 77 - Pagenaud, Simon

Lap	T/S	SF to T1	T1 to SS1	SS1 to T2	T2 to BS	BS to T3	T3 to SS2	SS2 to T4	T4 to SF	Lap	PI to PO	PO to SF	SF to PI
1	T	2.7677	4.6524	4.3251	2.1327	2.0773	4.1973	4.1290	2.1680	26.4495		82.5893	
	S	171.212	184.069	199.417	206.524	211.048	207.926	201.458	212.911	198.038		56.493	
2	T	2.1711	4.1224	4.1902	2.1100	2.0437	4.0159	4.0595	2.1526	24.8654			
	S	218.260	207.734	205.837	208.746	214.517	217.318	204.907	214.434	210.654			
3	T	2.1719	4.1196	4.0985	2.0711	2.0282	4.0067	4.1699	2.2121	24.8780			
	S	218.179	207.875	210.443	212.667	216.157	217.817	199.482	208.666	210.547			
4	T	2.2078	4.0692	4.1511	2.1040	2.0629	4.0465	4.1267	2.2003	24.9685			
	S	214.632	210.450	207.776	209.342	212.521	215.675	201.570	209.785	209.784			
5	T	2.2046	4.0199	4.0869	2.0984	2.0350	4.0316	4.6627	3.0213	26.1604			
	S	214.943	213.031	211.040	209.900	215.434	216.472	178.398	152.779	200.226			
6	T	3.4743	6.8614	9.3550	7.1778	5.9635	10.4875	10.9007	5.4888	59.7090			
	S	136.391	124.809	92.197	61.363	73.515	83.216	76.309	84.097	87.725			
7	T	5.5235	10.6323	10.6613	5.5229	5.4844	10.2640	10.3040	5.2732	63.6656			
	S	85.790	80.544	80.900	79.751	79.937	85.028	80.728	87.535	82.274			
8	T	5.3872	10.1839	9.8713	4.2948	3.7952	8.0332	8.8124	5.0766	55.4546			
	S	87.961	84.090	87.375	102.555	115.517	108.640	94.392	90.925	94.456			
9	T	4.9744	9.3805	9.3722	4.6922	4.5925	9.2719	8.8987	4.5806	55.7630			
	S	95.260	91.292	92.027	93.870	95.462	94.126	93.476	100.771	93.933			
10	T	5.0614	9.6952	9.2429	4.5173	4.5325	8.2927	8.5510	4.6744	54.5674			
	S	93.623	88.329	93.315	97.504	96.726	105.240	97.277	98.749	95.991			
11	T	5.0408	9.4905	9.0356	3.9479	4.0561	8.3233	7.1094	2.8535	49.8571			
	S	94.006	90.234	95.456	111.567	108.086	104.854	117.003	161.763	105.060			
12	T	2.6134	4.6549	4.3550	2.1699	2.0766	4.2454	4.2139	2.1998	26.5289			
	S	181.321	183.970	198.048	202.984	211.119	205.570	197.399	209.833	197.445			
13	T	2.1839	4.0358	4.1821	2.1459	2.0450	4.1713	4.2380	2.2004	25.2024			
	S	216.980	212.192	206.236	205.254	214.381	209.222	196.276	209.776	207.837			
14	T	2.1824	4.0683	4.1605	2.0902	2.0315	4.0549	4.1594	2.2029	24.9501			
	S	217.130	210.497	207.307	210.724	215.806	215.228	199.985	209.538	209.939			
15	T	2.1844	4.0956	4.3112	2.1384	2.0562	4.1838	4.1654	2.2098	25.3448			
	S	216.931	209.094	200.060	205.974	213.213	208.597	199.697	208.884	206.670			
16	T	2.2207	4.0693	4.2081	2.1306	2.0624	4.0689	4.1999	2.2373	25.1972			
	S	213.385	210.445	204.962	206.728	212.572	214.487	198.057	206.316	207.880			
17	T	2.2356	4.0723	4.2033	2.1365	2.0597	4.0511	4.1920	2.2384	25.1889			
	S	211.963	210.290	205.196	206.157	212.851	215.430	198.430	206.215	207.949			
18	T	2.2314	4.0833	4.2049	2.1457	2.0696	4.0817	4.2005	2.2435	25.2606			
	S	212.362	209.723	205.118	205.273	211.833	213.815	198.028	205.746	207.358			
19	T	2.2329	4.0808	4.2822	2.1638	2.0734	4.0706	4.2357	2.2526	25.3920			
	S	212.219	209.852	201.415	203.556	211.445	214.398	196.383	204.915	206.285			

Event: Firestone 600
Track: Texas Motor Speedway
Report: Section Data Report
Session: Race

Round 8
1.455 mile(s)
Verizon INDYCAR Series
June 7, 2014



Section Data for Car 77 - Pagenaud, Simon

Lap	T/S	SF to T1	T1 to SS1	SS1 to T2	T2 to BS	BS to T3	T3 to SS2	SS2 to T4	T4 to SF	Lap	PI to PO	PO to SF	SF to PI
20	T	2.2399	4.0998	4.2195	2.1445	2.0623	4.0881	4.2093	2.2339	25.2973			
	S	211.556	208.879	204.408	205.388	212.583	213.480	197.614	206.630	207.058			
21	T	2.2358	4.0903	4.2169	2.1390	2.0634	4.1398	4.2390	2.2542	25.3784			
	S	211.944	209.365	204.534	205.916	212.469	210.814	196.230	204.769	206.396			
22	T	2.2499	4.1265	4.1945	2.1440	2.0689	4.0460	4.1741	2.2314	25.2353			
	S	210.615	207.528	205.626	205.436	211.904	215.701	199.281	206.862	207.566			
23	T	2.2371	4.0936	4.2357	2.1539	2.0748	4.0511	4.1723	2.2309	25.2494			
	S	211.820	209.196	203.626	204.492	211.302	215.430	199.367	206.908	207.450			
24	T	2.2377	4.1072	4.2246	2.1506	2.0712	4.0507	4.2035	2.2376	25.2831			
	S	211.764	208.503	204.161	204.805	211.669	215.451	197.887	206.288	207.174			
25	T	2.2380	4.1074	4.2891	2.1828	2.0958	4.0750	4.2122	2.2394	25.4397			
	S	211.735	208.493	201.091	201.784	209.185	214.166	197.478	206.123	205.899			
26	T	2.2387	4.1208	4.2076	2.1343	2.0679	4.1261	4.2093	2.2375	25.3422			
	S	211.669	207.815	204.986	206.370	212.007	211.514	197.614	206.298	206.691			
27	T	2.2345	4.1315	4.3656	2.2212	2.1183	4.1655	4.2655	2.2631	25.7652			
	S	212.067	207.277	197.567	198.296	206.963	209.513	195.011	203.964	203.297			
28	T	2.2526	4.2081	4.2729	2.1591	2.0816	4.3189	4.3176	2.2701	25.8809			
	S	210.363	203.504	201.854	203.999	210.612	202.072	192.658	203.335	202.389			
29	T	2.2609	4.1692	4.3050	2.1760	2.0865	4.2536	4.3314	2.2747	25.8573			
	S	209.591	205.402	200.348	202.415	210.117	205.174	192.044	202.924	202.573			
30	T	2.2662	4.1494	4.3584	2.2092	2.1080	4.1849	4.3099	2.2696	25.8556			
	S	209.101	206.383	197.894	199.373	207.974	208.542	193.002	203.380	202.587			
31	T	2.2545	4.2106	4.3755	2.2240	2.1228	4.2075	4.3215	2.2835	25.9999			
	S	210.186	203.383	197.120	198.046	206.524	207.422	192.484	202.142	201.462			
32	T	2.2656	4.3063	4.3905	2.2194	2.1219	4.2326	4.3793	2.3037	26.2193			
	S	209.156	198.863	196.447	198.457	206.612	206.192	189.943	200.369	199.777			
33	T	2.2842	4.1753	4.3916	2.2316	2.1288	4.1773	4.2718	2.2608	25.9214			
	S	207.453	205.102	196.398	197.372	205.942	208.921	194.723	204.171	202.072			
34	T	2.2570	4.1601	4.3114	2.1786	2.0933	4.1487	4.2726	2.2627	25.6844			
	S	209.953	205.852	200.051	202.173	209.434	210.362	194.687	204.000	203.937			
35	T	2.2576	4.1435	4.3741	2.2067	2.1099	4.1667	4.2836	2.2604	25.8025			
	S	209.897	206.676	197.183	199.599	207.787	209.453	194.187	204.208	203.004			
36	T	2.2528	4.1506	4.4381	2.2375	2.1314	4.2360	4.2852	2.2632	25.9948			
	S	210.344	206.323	194.340	196.851	205.691	206.026	194.114	203.955	201.502			
37	T	2.2548	4.1638	4.3637	2.2090	2.1129	4.1399	4.2708	2.2587	25.7736			
	S	210.158	205.669	197.653	199.391	207.492	210.809	194.769	204.361	203.231			
38	T	2.2524	4.1444	4.4385	2.2492	2.1422	4.1773	4.3172	2.2740	25.9952			
	S	210.382	206.632	194.322	195.827	204.654	208.921	192.675	202.986	201.499			

Event: Firestone 600
Track: Texas Motor Speedway
Report: Section Data Report
Session: Race

Round 8
1.455 mile(s)
Verizon INDYCAR Series
June 7, 2014



Section Data for Car 77 - Pagenaud, Simon

Lap	T/S	SF to T1	T1 to SS1	SS1 to T2	T2 to BS	BS to T3	T3 to SS2	SS2 to T4	T4 to SF	Lap	PI to PO	PO to SF	SF to PI
39	T	2.2670	4.1614	4.2953	2.1952	2.1038	4.1474	4.2825	2.2637	25.7163			
	S	209.027	205.787	200.801	200.644	208.389	210.428	194.237	203.910	203.684			
40	T	2.2571	4.1647	4.3941	2.2249	2.1269	4.1771	4.2893	2.2658	25.8999			
	S	209.944	205.624	196.286	197.966	206.126	208.931	193.929	203.721	202.240			
41	T	2.2573	4.1516	4.3877	2.2389	2.1368	4.1866	4.2999	2.2679	25.9267			
	S	209.925	206.273	196.572	196.728	205.171	208.457	193.451	203.532	202.031			
42	T	2.2630	4.1947	4.3393	2.2037	2.1071	4.1597	4.3113	2.2778	25.8566			
	S	209.396	204.154	198.765	199.870	208.063	209.805	192.939	202.648	202.579			
43	T	2.2660	4.1925	4.4696	2.2541	2.1461	4.1870	4.2988	2.2653	26.0794			
	S	209.119	204.261	192.970	195.402	204.282	208.437	193.500	203.766	200.848			
44	T	2.2612	4.1692	4.4526	2.2724	2.1603	4.2068	4.3852	2.3055	26.2132			
	S	209.563	205.402	193.707	193.828	202.939	207.456	189.688	200.213	199.823			
45	T	2.2821	4.1994	4.4086	2.2312	2.1283	4.3494	4.5018	2.3457	26.4465			
	S	207.644	203.925	195.640	197.407	205.990	200.655	184.775	196.782	198.060			
46	T	2.3079	4.2140	4.5499	2.2770	2.1591	4.2104	4.3523	2.2908	26.3614			
	S	205.322	203.219	189.565	193.436	203.052	207.279	191.122	201.498	198.700			
47	T	2.2761	4.2107	4.5279	2.2624	2.1530	4.2584	4.3405	2.2849	26.3139			
	S	208.191	203.378	190.486	194.685	203.627	204.943	191.641	202.018	199.058			
48	T	2.2732	4.2258	4.4372	2.2405	2.1282	4.3143	4.4539	2.3175	26.3906			
	S	208.457	202.651	194.379	196.588	206.000	202.287	186.762	199.176	198.480			
49	T	2.2872	4.2924	4.4946	2.2536	2.1450	4.2910	4.6080	2.3708	26.7426			
	S	207.181	199.507	191.897	195.445	204.387	203.386	180.516	194.698	195.867			
50	T	2.3259	4.2994	4.6091	2.3214	2.7409	6.5839			38.6210	26.4957		31.2556
	S	203.733	199.182	187.130	189.737	159.951	132.555			135.626	33.916		149.777
51	T			5.5151	2.5454	2.3589	4.4083	4.3803	2.3176	48.5347		29.4044	
	S			156.389	173.039	185.853	197.974	189.900	199.168	107.923		158.673	
52	T	2.3078	4.1664	4.1299	2.1092	2.0489	4.0060	4.0933	2.1951	25.0566			
	S	205.331	205.540	208.843	208.825	213.973	217.855	203.215	210.282	209.047			
53	T	2.2780	4.1995	4.1605	2.1188	2.0577	4.0394	4.1052	2.2119	25.1710			
	S	208.017	203.920	207.307	207.879	213.058	216.054	202.625	208.685	208.097			
54	T	2.2250	4.0852	4.0719	2.0955	2.0399	4.0154	4.1397	2.2176	24.8902			
	S	212.972	209.626	211.818	210.191	214.917	217.345	200.937	208.149	210.444			
55	T	2.2271	4.0806	4.0794	2.0956	2.0312	4.0198	4.1819	2.2360	24.9516			
	S	212.772	209.862	211.428	210.181	215.837	217.107	198.909	206.436	209.926			
56	T	2.2396	4.1095	4.0833	2.1018	2.0431	3.9993	4.0873	2.2052	24.8691			
	S	211.584	208.386	211.226	209.561	214.580	218.220	203.513	209.319	210.623			
57	T	2.2189	4.0724	4.0646	2.0947	2.0343	3.9834	4.0790	2.1963	24.7436			
	S	213.558	210.285	212.198	210.271	215.509	219.091	203.927	210.168	211.691			

Event: Firestone 600
Track: Texas Motor Speedway
Report: Section Data Report
Session: Race

Round 8
1.455 mile(s)
Verizon INDYCAR Series
June 7, 2014



Section Data for Car 77 - Pagenaud, Simon

Lap	T/S	SF to T1	T1 to SS1	SS1 to T2	T2 to BS	BS to T3	T3 to SS2	SS2 to T4	T4 to SF	Lap	PI to PO	PO to SF	SF to PI
58	T	2.2142	4.0558	4.0480	2.0831	2.0247	4.0124	4.1148	2.2001	24.7531			
	S	214.011	211.145	213.068	211.442	216.530	217.508	202.153	209.805	211.610			
59	T	2.2101	4.1260	4.1454	2.1229	2.0618	4.0346	4.1320	2.2275	25.0603			
	S	214.408	207.553	208.062	207.478	212.634	216.311	201.311	207.224	209.016			
60	T	2.2377	4.0798	4.0867	2.1049	2.0523	4.2580	4.3258	2.2590	25.4042			
	S	211.764	209.903	211.050	209.252	213.618	204.962	192.292	204.334	206.186			
61	T	2.2500	4.1351	4.2019	2.1344	2.0621	4.0689	4.1550	2.2233	25.2307			
	S	210.606	207.096	205.264	206.360	212.603	214.487	200.197	207.615	207.604			
62	T	2.2290	4.0867	4.1235	2.1160	2.0488	4.0368	4.1240	2.2123	24.9771			
	S	212.590	209.549	209.167	208.154	213.983	216.193	201.702	208.648	209.712			
63	T	2.2260	4.0914	4.1262	2.1177	2.0489	4.0470	4.1498	2.2167	25.0237			
	S	212.877	209.308	209.030	207.987	213.973	215.648	200.448	208.233	209.322			
64	T	2.2207	4.0869	4.1477	2.1360	2.0616	4.0363	4.1540	2.2208	25.0640			
	S	213.385	209.539	207.947	206.205	212.655	216.220	200.245	207.849	208.985			
65	T	2.2222	4.1036	4.1606	2.1197	2.0542	4.0262	4.1580	2.2190	25.0635			
	S	213.241	208.686	207.302	207.791	213.421	216.762	200.052	208.018	208.989			
66	T	2.2244	4.1098	4.1196	2.1073	2.0467	4.0290	4.1422	2.2100	24.9890			
	S	213.030	208.371	209.365	209.014	214.203	216.611	200.816	208.865	209.612			
67	T	2.2282	4.0953	4.1626	2.1453	2.0676	4.0489	4.1708	2.2264	25.1451			
	S	212.667	209.109	207.202	205.311	212.038	215.547	199.439	207.326	208.311			
68	T	2.2346	4.1080	4.1792	2.1322	2.0591	4.0585	4.1679	2.2199	25.1594			
	S	212.057	208.462	206.379	206.573	212.913	215.037	199.577	207.933	208.193			
69	T	2.2342	4.1025	4.2311	2.1597	2.0789	4.0477	4.1726	2.2241	25.2508			
	S	212.095	208.742	203.848	203.942	210.885	215.611	199.352	207.541	207.439			
70	T	2.2382	4.1121	4.1928	2.1402	2.0676	4.0632	4.1658	2.2214	25.2013			
	S	211.716	208.255	205.710	205.801	212.038	214.788	199.678	207.793	207.846			
71	T	2.2277	4.0901	4.1696	2.1288	2.0586	4.0538	4.2132	2.2362	25.1780			
	S	212.714	209.375	206.854	206.903	212.965	215.286	197.431	206.418	208.039			
72	T	2.2372	4.1576	4.1681	2.1270	2.0604	4.1073	4.2022	2.2253	25.2851			
	S	211.811	205.975	206.929	207.078	212.779	212.482	197.948	207.429	207.158			
73	T	2.2308	4.1473	4.1616	2.1206	2.0542	4.1060	4.1895	2.2285	25.2385			
	S	212.419	206.487	207.252	207.703	213.421	212.549	198.548	207.131	207.540			
74	T	2.2307	4.1480	4.1749	2.1288	2.0557	4.0411	4.1725	2.2174	25.1691			
	S	212.428	206.452	206.592	206.903	213.265	215.963	199.357	208.168	208.112			
75	T	2.2234	4.1413	4.1728	2.1261	2.0572	4.0494	4.2122	2.2320	25.2144			
	S	213.126	206.786	206.696	207.165	213.110	215.520	197.478	206.806	207.738			
76	T	2.2343	4.1488	4.2439	2.1467	2.0663	4.0970	4.2479	2.2473	25.4322			
	S	212.086	206.412	203.233	205.178	212.171	213.016	195.819	205.398	205.959			

Event: Firestone 600
Track: Texas Motor Speedway
Report: Section Data Report
Session: Race

Round 8
1.455 mile(s)
Verizon INDYCAR Series
June 7, 2014



Section Data for Car 77 - Pagenaud, Simon

Lap	T/S	SF to T1	T1 to SS1	SS1 to T2	T2 to BS	BS to T3	T3 to SS2	SS2 to T4	T4 to SF	Lap	PI to PO	PO to SF	SF to PI
77	T	2.2391	4.1484	4.2903	2.1653	2.0818	4.1260	4.2667	2.2608	25.5784			
	S	211.631	206.432	201.035	203.415	210.591	211.519	194.956	204.171	204.782			
78	T	2.2501	4.1615	4.2362	2.1473	2.0702	4.0992	4.2929	2.2594	25.5168			
	S	210.597	205.782	203.602	205.120	211.771	212.902	193.766	204.298	205.277			
79	T	2.2492	4.1643	4.3196	2.1818	2.0930	4.1096	4.2288	2.2357	25.5820			
	S	210.681	205.644	199.671	201.877	209.464	212.363	196.703	206.464	204.753			
80	T	2.2332	4.1285	4.3523	2.2000	2.1032	4.1683	4.2481	2.2411	25.6747			
	S	212.190	207.427	198.171	200.207	208.449	209.372	195.809	205.966	204.014			
81	T	2.2324	4.2163	4.3138	2.1780	2.0864	4.1369	4.2538	2.2356	25.6532			
	S	212.266	203.108	199.940	202.229	210.127	210.962	195.547	206.473	204.185			
82	T	2.2293	4.1218	4.3940	2.2185	2.1132	4.1748	4.2861	2.2477	25.7854			
	S	212.562	207.764	196.290	198.537	207.462	209.046	194.073	205.361	203.138			
83	T	2.2318	4.2626	4.5126	2.2895	2.1615	4.3381	4.5888	2.3739	26.7588			
	S	212.324	200.902	191.131	192.380	202.826	201.177	181.271	194.444	195.749			
84	T	2.3445	4.4582	4.6673	2.3566	2.2186	4.4192	4.4441	2.3327	27.2412			
	S	202.117	192.087	184.796	186.903	197.606	197.485	187.174	197.878	192.282			
85	T	2.2915	4.2008	4.4804	2.2594	2.1454	4.2205	4.3579	2.2897	26.2456			
	S	206.792	203.857	192.505	194.943	204.348	206.783	190.876	201.594	199.576			
86	T	2.2617	4.1732	4.4026	2.2218	2.1184	4.2131	4.3835	2.3007	26.0750			
	S	209.517	205.206	195.907	198.242	206.953	207.146	189.761	200.631	200.882			
87	T	2.2744	4.1859	4.4442	2.2791	2.1730	4.2481	4.3337	2.2985	26.2369			
	S	208.347	204.583	194.073	193.258	201.753	205.439	191.942	200.823	199.642			
88	T	2.2831	4.1983	4.3899	2.2062	2.1132	4.2543	4.3448	2.2886	26.0784			
	S	207.553	203.979	196.474	199.644	207.462	205.140	191.451	201.691	200.856			
89	T	2.2713	4.2036	4.4009	2.2169	2.1204	4.1966	4.3127	2.2752	25.9976			
	S	208.631	203.721	195.983	198.680	206.758	207.961	192.876	202.879	201.480			
90	T	2.2582	4.1754	4.3638	2.2203	2.1235	4.1945	4.3132	2.2760	25.9249			
	S	209.841	205.097	197.649	198.376	206.456	208.065	192.854	202.808	202.045			
91	T	2.2655	4.1776	4.4196	2.2742	2.1577	4.2435	4.3553	2.2868	26.1802			
	S	209.165	204.989	195.153	193.674	203.184	205.662	190.990	201.850	200.075			
92	T	2.2651	4.1860	4.4781	2.2381	2.1309	4.1811	4.2904	2.2661	26.0358			
	S	209.202	204.578	192.604	196.798	205.739	208.731	193.879	203.694	201.185			
93	T	2.2454	4.2712	4.4468	2.2248	2.1171	4.3400	4.5317	2.3349	26.5119			
	S	211.038	200.497	193.960	197.975	207.080	201.089	183.555	197.692	197.572			
94	T	2.2959	4.2647	4.5614	2.3030	2.4348	6.1817			37.0700	27.9372		29.7419
	S	206.396	200.803	189.087	191.253	180.060	141.179			141.300	32.166		157.400
95	T			5.4618	2.5325	2.3588	4.3813	4.2875	2.2663	49.8388		29.2297	
	S			157.915	173.921	185.861	199.194	194.010	203.676	105.099		159.621	

Event: Firestone 600
Track: Texas Motor Speedway
Report: Section Data Report
Session: Race

Round 8
1.455 mile(s)
Verizon INDYCAR Series
June 7, 2014



Section Data for Car 77 - Pagenaud, Simon

Lap	T/S	SF to T1	T1 to SS1	SS1 to T2	T2 to BS	BS to T3	T3 to SS2	SS2 to T4	T4 to SF	Lap	PI to PO	PO to SF	SF to PI
96	T	2.2720	4.1345	4.0997	2.1036	2.0435	3.9928	4.0790	2.1913	24.9164			
	S	208.567	207.126	210.381	209.381	214.538	218.575	203.927	210.647	210.223			
97	T	2.2111	4.0790	4.0726	2.0910	2.0373	3.9892	4.0826	2.1924	24.7552			
	S	214.311	209.945	211.781	210.643	215.191	218.773	203.747	210.541	211.592			
98	T	2.2072	4.0525	4.0554	2.0898	2.0339	4.0168	4.0916	2.1969	24.7441			
	S	214.690	211.317	212.679	210.764	215.551	217.269	203.299	210.110	211.687			
99	T	2.2062	4.0367	4.0444	2.0848	2.0278	3.9901	4.0841	2.1924	24.6665			
	S	214.787	212.144	213.258	211.269	216.199	218.723	203.672	210.541	212.353			
100	T	2.2090	4.0501	4.0548	2.0901	2.0325	3.9749	4.0795	2.1859	24.6768			
	S	214.515	211.443	212.711	210.734	215.699	219.560	203.902	211.167	212.264			
101	T	2.2055	4.0485	4.0699	2.0957	2.0352	4.0121	4.1049	2.1940	24.7658			
	S	214.855	211.526	211.922	210.171	215.413	217.524	202.640	210.388	211.501			
102	T	2.2027	4.0649	4.1438	2.1216	2.0574	4.0936	4.1940	2.2271	25.1051			
	S	215.129	210.673	208.142	207.605	213.089	213.193	198.335	207.261	208.643			
103	T	2.2308	4.0538	4.1189	2.1139	2.0664	4.0599	4.1309	2.2083	24.9829			
	S	212.419	211.250	209.401	208.361	212.161	214.963	201.365	209.025	209.663			
104	T	2.2121	4.0483	4.0840	2.0979	2.0382	4.0457	4.1281	2.2057	24.8600			
	S	214.214	211.537	211.190	209.950	215.096	215.717	201.501	209.272	210.700			
105	T	2.2065	4.0465	4.1120	2.1039	2.0414	4.0111	4.1006	2.1922	24.8142			
	S	214.758	211.631	209.752	209.351	214.759	217.578	202.853	210.561	211.089			
106	T	2.1960	4.0244	4.1005	2.1089	2.0431	4.0212	4.1341	2.1981	24.8263			
	S	215.785	212.793	210.340	208.855	214.580	217.032	201.209	209.995	210.986			
107	T	2.2064	4.0837	4.2184	2.1351	2.0594	4.1146	4.1819	2.2158	25.2153			
	S	214.768	209.703	204.461	206.292	212.882	212.105	198.909	208.318	207.731			
108	T	2.2137	4.1541	4.1727	2.1211	2.0492	4.0258	4.1836	2.2373	25.1575			
	S	214.060	206.149	206.701	207.654	213.942	216.784	198.828	206.316	208.208			
109	T	2.2264	4.1182	4.1831	2.1511	2.0793	4.1396	4.2250	2.2350	25.3577			
	S	212.838	207.946	206.187	204.758	210.845	210.824	196.880	206.528	206.564			
110	T	2.2353	4.0738	4.1928	2.1409	2.0635	4.1585	4.2194	2.2284	25.3126			
	S	211.991	210.212	205.710	205.733	212.459	209.866	197.141	207.140	206.933			
111	T	2.2407	4.1458	4.2288	2.1485	2.0652	4.0673	4.1774	2.2203	25.2940			
	S	211.480	206.562	203.959	205.006	212.284	214.572	199.123	207.896	207.085			
112	T	2.2306	4.0840	4.2000	2.1444	2.0661	4.0565	4.1644	2.2122	25.1582			
	S	212.438	209.687	205.357	205.398	212.192	215.143	199.745	208.657	208.202			
113	T	2.2202	4.0769	4.1915	2.1294	2.0510	4.0691	4.1688	2.2156	25.1225			
	S	213.433	210.053	205.774	206.844	213.754	214.477	199.534	208.337	208.498			
114	T	2.2164	4.0867	4.3468	2.2300	2.1231	4.3859	4.3779	2.2807	26.0475			
	S	213.799	209.549	198.422	197.513	206.495	198.985	190.004	202.390	201.094			

Event: Firestone 600
 Track: Texas Motor Speedway
 Report: Section Data Report
 Session: Race

Round 8
 1.455 mile(s)
 Verizon INDYCAR Series
 June 7, 2014



Section Data for Car 77 - Pagenaud, Simon

Lap	T/S	SF to T1	T1 to SS1	SS1 to T2	T2 to BS	BS to T3	T3 to SS2	SS2 to T4	T4 to SF	Lap	PI to PO	PO to SF	SF to PI
115	T	2.2589	4.2495	4.6122	2.3080	2.1893	4.2014	4.2372	2.2480	26.3045			
	S	209.776	201.521	187.004	190.838	200.251	207.723	196.313	205.334	199.129			
116	T	2.2403	4.1239	4.2225	2.1519	2.0720	4.0732	4.1690	2.2215	25.2743			
	S	211.518	207.659	204.263	204.682	211.587	214.261	199.525	207.783	207.246			
117	T	2.2204	4.0649	4.1809	2.1280	2.0608	4.0623	4.1722	2.2172	25.1067			
	S	213.414	210.673	206.295	206.981	212.737	214.836	199.372	208.186	208.630			
118	T	2.2150	4.1001	4.3004	2.2289	2.1240	4.1706	4.2578	2.2455	25.6423			
	S	213.934	208.864	200.563	197.611	206.407	209.257	195.363	205.563	204.272			
119	T	2.2359	4.1206	4.2443	2.1598	2.0744	4.1541	4.3343	2.2850	25.6084			
	S	211.934	207.825	203.214	203.933	211.343	210.088	191.915	202.009	204.542			
120	T	2.2605	4.1324	4.3237	2.1985	2.1024	4.5713	5.2272	2.8810	27.6970			
	S	209.628	207.232	199.482	200.343	208.528	190.914	159.133	160.219	189.118			
121	T	2.9591	5.6347	5.9568	2.9978	2.8434	6.5872	10.1959	4.1301	41.3050			
	S	160.138	151.980	144.793	146.926	154.185	132.488	81.584	111.763	126.813			
122	T	4.7540	9.0493	7.7437	3.9571	3.8639	10.5786	12.3258	5.9997	58.2721			
	S	99.677	94.633	111.381	111.307	113.463	82.499	67.486	76.936	89.889			
123	T	5.5261	9.9847	9.5056	5.0509	5.1110	12.8239	13.4269	5.4236	66.8527			
	S	85.750	85.768	90.736	87.203	85.778	68.055	61.952	85.108	78.351			
124	T	4.9917	12.0411	10.9604	5.5125	4.8747	10.6916	12.2730	5.2877	66.6327			
	S	94.930	71.120	78.692	79.901	89.936	81.627	67.776	87.295	78.610			
125	T	5.5481	11.1300	10.6263	5.2427	5.5340	10.7217	11.8812	5.3854	66.0694			
	S	85.410	76.942	81.167	84.013	79.221	81.398	70.011	85.712	79.280			
126	T	5.9456	10.5947	9.0547	3.5762	3.8231	10.4913			63.4066	28.6412		56.0905
	S	79.700	80.829	95.254	123.163	114.674	83.186			82.610	31.376		83.461
127	T			7.2739	3.3871	3.3930	10.0299	13.6377	5.2801	74.1863		52.8612	
	S			118.575	130.039	129.210	87.013	60.994	87.421	70.606		88.263	
128	T	4.7514	9.6279	11.2220	5.8371	5.4418	11.4022	12.8340	6.5017	67.6181			
	S	99.731	88.946	76.858	75.458	80.563	76.540	64.814	70.995	77.464			
129	T	5.8314	9.7682	9.7615	5.5015	6.0003	11.9393	15.3888	6.1525	70.3435			
	S	81.261	87.669	88.357	80.061	73.065	73.097	54.053	75.025	74.463			
130	T	5.4331	10.5631	9.2968	4.6209	4.6756	10.5776	11.0754	5.6190	61.8615			
	S	87.218	81.071	92.774	95.318	93.765	82.507	75.105	82.148	84.673			
131	T	5.4838	9.5209	9.3986	5.4062	4.7413	11.2084	10.4720	5.3295	61.5607			
	S	86.412	89.946	91.769	81.472	92.466	77.864	79.433	86.611	85.087			
132	T	6.5117	11.3322	10.5957	5.1386	5.2403	10.4299	10.4308	5.1568	64.8360			
	S	72.771	75.569	81.401	85.715	83.661	83.676	79.746	89.511	80.788			
133	T	5.1961	11.4037	10.5330	5.1485	5.1708	10.0862	10.0612	4.7017	62.3012			
	S	91.196	75.095	81.886	85.550	84.786	86.527	82.676	98.175	84.075			

Event: Firestone 600
Track: Texas Motor Speedway
Report: Section Data Report
Session: Race

Round 8
1.455 mile(s)
Verizon INDYCAR Series
June 7, 2014



Section Data for Car 77 - Pagenaud, Simon

Lap	T/S	SF to T1	T1 to SS1	SS1 to T2	T2 to BS	BS to T3	T3 to SS2	SS2 to T4	T4 to SF	Lap	PI to PO	PO to SF	SF to PI
134	T	5.4511	9.5344	9.5865	4.5415	3.9219	8.0860	7.0658	2.8047	50.9919			
	S	86.930	89.818	89.970	96.984	111.785	107.931	117.725	164.578	102.722			
135	T	2.6187	4.5134	4.2192	2.1320	2.1008	4.2002	4.1241	2.1931	26.1015			
	S	180.954	189.738	204.423	206.592	208.687	207.782	201.697	210.474	200.678			
136	T	2.2046	4.0276	4.0111	2.0597	2.0193	4.1310	4.1704	2.1924	24.8161			
	S	214.943	212.624	215.028	213.844	217.109	211.263	199.458	210.541	211.073			
137	T	2.1934	4.0601	4.0722	2.0885	2.0268	3.9734	4.0584	2.1704	24.6432			
	S	216.041	210.922	211.802	210.895	216.306	219.642	204.962	212.676	212.554			
138	T	2.1724	3.9948	4.0790	2.0748	2.0162	4.0242	4.1665	2.2217	24.7496			
	S	218.129	214.370	211.449	212.288	217.443	216.870	199.644	207.765	211.640			
139	T	2.2029	4.0277	4.1308	2.1171	2.0438	4.0505	4.1252	2.1876	24.8856			
	S	215.109	212.619	208.797	208.046	214.507	215.462	201.643	211.003	210.483			
140	T	2.1829	4.0655	4.1601	2.1084	2.0429	4.0137	4.1115	2.1933	24.8783			
	S	217.080	210.642	207.327	208.905	214.601	217.437	202.315	210.455	210.545			
141	T	2.1929	4.0581	4.1818	2.1346	2.0582	4.0373	4.1340	2.2048	25.0017			
	S	216.090	211.026	206.251	206.341	213.006	216.166	201.214	209.357	209.506			
142	T	2.2188	4.0568	4.2147	2.1411	2.0655	4.0382	4.0980	2.1930	25.0261			
	S	213.568	211.093	204.641	205.714	212.253	216.118	202.981	210.484	209.301			
143	T	2.2095	4.0369	4.2412	2.1541	2.0728	4.0498	4.1127	2.1989	25.0759			
	S	214.466	212.134	203.362	204.473	211.506	215.499	202.256	209.919	208.886			
144	T	2.2086	4.0485	4.1347	2.1150	2.0553	4.0637	4.1645	2.2165	25.0068			
	S	214.554	211.526	208.600	208.253	213.307	214.762	199.740	208.252	209.463			
145	T	2.2222	4.0636	4.2052	2.1557	2.0733	4.0788	4.1949	2.2394	25.2331			
	S	213.241	210.740	205.103	204.321	211.455	213.967	198.293	206.123	207.584			
146	T	2.2423	4.1118	4.1906	2.1338	2.0641	4.0627	4.1676	2.2227	25.1956			
	S	211.329	208.270	205.818	206.418	212.397	214.815	199.592	207.671	207.893			
147	T	2.2335	4.0995	4.1761	2.1295	2.0573	4.0210	4.1647	2.2232	25.1048			
	S	212.162	208.895	206.532	206.835	213.099	217.042	199.731	207.625	208.645			
148	T	2.2316	4.0762	4.1975	2.1440	2.0728	4.0661	4.1666	2.2314	25.1862			
	S	212.343	210.089	205.479	205.436	211.506	214.635	199.640	206.862	207.971			
149	T	2.2396	4.0956	4.1690	2.1416	2.0699	4.0423	4.1486	2.2219	25.1285			
	S	211.584	209.094	206.884	205.666	211.802	215.899	200.506	207.746	208.449			
150	T	2.2359	4.1002	4.1336	2.1223	2.0568	4.0495	4.1652	2.2305	25.0940			
	S	211.934	208.859	208.656	207.536	213.151	215.515	199.707	206.945	208.735			
151	T	2.2386	4.1134	4.1944	2.1374	2.0630	4.0487	4.2141	2.2482	25.2578			
	S	211.679	208.189	205.631	206.070	212.510	215.557	197.389	205.316	207.381			
152	T	2.2472	4.1253	4.1901	2.1410	2.0696	4.0904	4.2476	2.2642	25.3754			
	S	210.868	207.588	205.842	205.724	211.833	213.360	195.833	203.865	206.420			

Event: Firestone 600
Track: Texas Motor Speedway
Report: Section Data Report
Session: Race

Round 8
1.455 mile(s)
Verizon INDYCAR Series
June 7, 2014



Section Data for Car 77 - Pagenaud, Simon

Lap	T/S	SF to T1	T1 to SS1	SS1 to T2	T2 to BS	BS to T3	T3 to SS2	SS2 to T4	T4 to SF	Lap	PI to PO	PO to SF	SF to PI
153	T	2.2631	4.1264	4.2232	2.1530	2.0743	4.0708	4.1993	2.2310	25.3411			
	S	209.387	207.533	204.229	204.577	211.353	214.387	198.085	206.899	206.700			
154	T	2.2341	4.1155	4.2655	2.1718	2.0857	4.1128	4.2245	2.2458	25.4557			
	S	212.105	208.083	202.204	202.806	210.198	212.198	196.903	205.535	205.769			
155	T	2.2453	4.1329	4.2288	2.1570	2.0759	4.1078	4.2482	2.2645	25.4604			
	S	211.047	207.206	203.959	204.198	211.190	212.456	195.805	203.838	205.731			
156	T	2.2579	4.1151	4.2716	2.1762	2.0893	4.1062	4.2152	2.2435	25.4750			
	S	209.869	208.103	201.915	202.396	209.835	212.539	197.338	205.746	205.613			
157	T	2.2456	4.1366	4.1929	2.1417	2.0690	4.0762	4.2233	2.2490	25.3343			
	S	211.019	207.021	205.705	205.657	211.894	214.103	196.959	205.243	206.755			
158	T	2.2477	4.1304	4.2419	2.1635	2.0805	4.1008	4.2352	2.2528	25.4528			
	S	210.822	207.332	203.329	203.584	210.723	212.819	196.406	204.897	205.793			
159	T	2.2502	4.1691	4.2558	2.1682	2.0828	4.0941	4.2899	2.2754	25.5855			
	S	210.587	205.407	202.665	203.143	210.490	213.167	193.902	202.861	204.725			
160	T	2.2663	4.1417	4.2247	2.1537	2.0756	4.1067	4.2505	2.2562	25.4754			
	S	209.091	206.766	204.157	204.511	211.220	212.513	195.699	204.588	205.610			
161	T	2.2552	4.1344	4.2993	2.1739	2.0888	4.1230	4.2409	2.2546	25.5701			
	S	210.120	207.131	200.614	202.610	209.886	211.673	196.142	204.733	204.849			
162	T	2.2548	4.1227	4.3131	2.1883	2.1000	4.0907	4.2250	2.2533	25.5479			
	S	210.158	207.719	199.972	201.277	208.766	213.344	196.880	204.851	205.027			
163	T	2.2538	4.1236	4.2665	2.1677	2.0881	4.1097	4.2267	2.2421	25.4782			
	S	210.251	207.674	202.156	203.190	209.956	212.358	196.801	205.874	205.588			
164	T	2.2436	4.1327	4.2329	2.1602	2.0812	4.1122	4.2732	2.2555	25.4915			
	S	211.207	207.217	203.761	203.895	210.652	212.229	194.659	204.651	205.480			
165	T	2.2480	4.1295	4.2738	2.1853	2.0955	4.1457	4.2707	2.2455	25.5940			
	S	210.793	207.377	201.811	201.553	209.215	210.514	194.773	205.563	204.657			
166	T	2.2370	4.1554	4.3409	2.1848	2.0967	4.3233	4.4809	2.3431	26.1621			
	S	211.830	206.085	198.692	201.599	209.095	201.866	185.636	197.000	200.213			
167	T	2.3250	4.2919	4.5282	2.2696	2.1615	4.2859	4.3687	2.3035	26.5343			
	S	203.812	199.530	190.473	194.067	202.826	203.628	190.404	200.387	197.405			
168	T	2.2895	4.1961	4.3469	2.2045	2.4749	6.1451			36.4254	27.1238		29.1060
	S	206.973	204.086	198.417	199.798	177.142	142.020			143.801	33.131		160.838
169	T			5.2176	2.4673	2.3229	4.3585	4.2708	2.2606	48.3844		28.5800	
	S			165.306	178.517	188.734	200.236	194.769	204.190	108.258		163.250	
170	T	2.2685	4.1440	4.1028	2.1134	2.0632	4.0306	4.1019	2.2076	25.0320			
	S	208.889	206.651	210.222	208.410	212.490	216.525	202.789	209.092	209.252			
171	T	2.2293	4.0875	4.0697	2.1008	2.0509	3.9912	4.0537	2.1717	24.7548			
	S	212.562	209.508	211.932	209.660	213.764	218.663	205.200	212.548	211.595			

Event: Firestone 600
Track: Texas Motor Speedway
Report: Section Data Report
Session: Race

Round 8
1.455 mile(s)
Verizon INDYCAR Series
June 7, 2014



Section Data for Car 77 - Pagenaud, Simon

Lap	T/S	SF to T1	T1 to SS1	SS1 to T2	T2 to BS	BS to T3	T3 to SS2	SS2 to T4	T4 to SF	Lap	PI to PO	PO to SF	SF to PI
172	T	2.1893	4.0192	4.0120	2.0644	2.0224	3.9772	4.0421	2.1693	24.4959			
	S	216.445	213.068	214.980	213.357	216.777	219.433	205.789	212.783	213.832			
173	T	2.1942	4.0295	4.0538	2.0773	2.0193	4.0050	4.1196	2.1924	24.6911			
	S	215.962	212.524	212.763	212.032	217.109	217.909	201.917	210.541	212.141			
174	T	2.1955	4.0219	4.0547	2.0780	2.0166	4.0571	4.0939	2.1853	24.7030			
	S	215.834	212.925	212.716	211.961	217.400	215.111	203.185	211.225	212.039			
175	T	2.1899	4.0272	4.1712	2.1163	2.0433	4.0077	4.0722	2.1831	24.8109			
	S	216.386	212.645	206.775	208.125	214.559	217.763	204.268	211.438	211.117			
176	T	2.1871	4.0207	4.0866	2.0978	2.0334	3.9883	4.1058	2.1919	24.7116			
	S	216.663	212.989	211.056	209.960	215.604	218.822	202.596	210.589	211.965			
177	T	2.1943	4.0230	4.1622	2.1186	2.0536	4.0175	4.0908	2.1868	24.8468			
	S	215.952	212.867	207.222	207.899	213.483	217.231	203.339	211.081	210.812			
178	T	2.1897	4.0493	4.1103	2.1002	2.0311	4.0480	4.1198	2.2021	24.8505			
	S	216.406	211.484	209.839	209.720	215.848	215.595	201.907	209.614	210.780			
179	T	2.1971	4.0804	4.3061	2.1822	2.0950	4.2746	4.4607	2.2982	25.8943			
	S	215.677	209.872	200.297	201.840	209.264	204.166	186.477	200.849	202.284			
180	T	2.2844	4.2575	4.5288	2.2519	2.1428	4.3034	4.3909	2.2952	26.4549			
	S	207.435	201.142	190.448	195.592	204.596	202.799	189.441	201.111	197.997			
181	T	2.2807	4.1377	4.1723	2.1196	2.0494	4.0649	4.1768	2.2281	25.2295			
	S	207.771	206.966	206.721	207.801	213.921	214.698	199.152	207.168	207.614			
182	T	2.2367	4.1217	4.1633	2.1276	2.0518	4.1281	4.2253	2.2328	25.2873			
	S	211.858	207.770	207.167	207.019	213.670	211.411	196.866	206.732	207.140			
183	T	2.2230	4.1115	4.2413	2.1473	2.0677	4.1543	4.1855	2.2184	25.3490			
	S	213.164	208.285	203.357	205.120	212.027	210.078	198.738	208.074	206.635			
184	T	2.2142	4.0566	4.2256	2.1424	2.0683	4.0723	4.1576	2.2148	25.1518			
	S	214.011	211.104	204.113	205.589	211.966	214.308	200.072	208.412	208.255			
185	T	2.2249	4.0599	4.1421	2.1173	2.0476	4.0449	4.1330	2.2014	24.9711			
	S	212.982	210.932	208.228	208.027	214.109	215.760	201.263	209.681	209.762			
186	T	2.2174	4.0742	4.1419	2.1138	2.0465	4.0491	4.1718	2.2198	25.0345			
	S	213.702	210.192	208.238	208.371	214.224	215.536	199.391	207.943	209.231			
187	T	2.2210	4.0750	4.2788	2.1684	2.0805	4.0960	4.1972	2.2300	25.3469			
	S	213.356	210.151	201.575	203.124	210.723	213.068	198.184	206.991	206.652			
188	T	2.2245	4.1455	4.2827	2.1670	2.0918	4.1874	4.2319	2.2392	25.5700			
	S	213.020	206.577	201.392	203.255	209.585	208.417	196.559	206.141	204.849			
189	T	2.2387	4.1193	4.2689	2.1689	2.0799	4.1388	4.2502	2.2470	25.5117			
	S	211.669	207.891	202.043	203.077	210.784	210.865	195.713	205.425	205.318			
190	T	2.2385	4.2123	4.2252	2.1412	2.0644	4.2714	4.3150	2.2642	25.7322			
	S	211.688	203.301	204.132	205.705	212.366	204.319	192.774	203.865	203.558			

Event: Firestone 600
Track: Texas Motor Speedway
Report: Section Data Report
Session: Race

Round 8
1.455 mile(s)
Verizon INDYCAR Series
June 7, 2014



Section Data for Car 77 - Pagenaud, Simon

Lap	T/S	SF to T1	T1 to SS1	SS1 to T2	T2 to BS	BS to T3	T3 to SS2	SS2 to T4	T4 to SF	Lap	PI to PO	PO to SF	SF to PI
191	T	2.2467	4.1641	4.2625	2.1559	2.0732	4.1553	4.2552	2.2499	25.5628			
	S	210.915	205.654	202.346	204.302	211.465	210.028	195.483	205.161	204.907			
192	T	2.2442	4.1580	4.2427	2.1473	2.0688	4.1517	4.2383	2.2387	25.4897			
	S	211.150	205.956	203.290	205.120	211.915	210.210	196.262	206.187	205.495			
193	T	2.2321	4.1469	4.3594	2.2425	2.1367	4.2077	4.3204	2.2880	25.9337			
	S	212.295	206.507	197.848	196.412	205.180	207.412	192.533	201.744	201.977			
194	T	2.2692	4.1767	4.3050	2.1727	2.0754	4.2772	4.5571	2.3883	26.2216			
	S	208.824	205.034	200.348	202.722	211.241	204.042	182.532	193.272	199.759			
195	T	2.3516	4.2442	4.2714	2.1656	2.0832	4.0925	4.2190	2.2443	25.6718			
	S	201.507	201.773	201.924	203.387	210.450	213.250	197.160	205.673	204.037			
196	T	2.2414	4.1427	4.2439	2.1539	2.0741	4.1136	4.1858	2.2287	25.3841			
	S	211.414	206.716	203.233	204.492	211.373	212.157	198.724	207.112	206.350			
197	T	2.2272	4.1441	4.2652	2.1556	2.0760	4.1341	4.2368	2.2373	25.4763			
	S	212.762	206.646	202.218	204.330	211.180	211.105	196.332	206.316	205.603			
198	T	2.2301	4.1315	4.3342	2.1959	2.0995	4.1512	4.3107	2.2656	25.7187			
	S	212.485	207.277	198.999	200.580	208.816	210.235	192.966	203.739	203.665			
199	T	2.2499	4.2180	4.3363	2.1947	2.1001	4.2047	4.3874	2.3046	25.9957			
	S	210.615	203.026	198.902	200.690	208.756	207.560	189.593	200.291	201.495			
200	T	2.2738	4.3061	4.4445	2.2373	2.1329	4.2439	4.3702	2.2908	26.2995			
	S	208.402	198.872	194.060	196.869	205.546	205.643	190.339	201.498	199.167			
201	T	2.2756	4.2314	4.4121	2.2129	2.1155	4.2156	4.2846	2.2666	26.0143			
	S	208.237	202.383	195.485	199.040	207.237	207.023	194.141	203.649	201.351			
202	T	2.2590	4.2295	4.3137	2.1794	2.0906	4.2044	4.3067	2.2710	25.8543			
	S	209.767	202.474	199.944	202.099	209.705	207.575	193.145	203.254	202.597			
203	T	2.2667	4.2080	4.3500	2.1814	2.0934	4.2348	4.3521	2.2827	25.9691			
	S	209.054	203.508	198.276	201.914	209.424	206.085	191.130	202.213	201.701			
204	T	2.2660	4.1714	4.3467	2.1860	2.0993	4.2421	4.3955	2.2953	26.0023			
	S	209.119	205.294	198.426	201.489	208.836	205.730	189.243	201.103	201.444			
205	T	2.2790	4.2279	4.3500	2.2001	2.1085	4.1871	4.2820	2.2635	25.8981			
	S	207.926	202.551	198.276	200.198	207.925	208.432	194.259	203.928	202.254			
206	T	2.2503	4.1324	4.3037	2.1807	2.0934	4.1378	4.2631	2.2554	25.6168			
	S	210.578	207.232	200.409	201.979	209.424	210.916	195.120	204.660	204.475			
207	T	2.2476	4.1620	4.3401	2.1934	2.1021	4.1856	4.3608	2.2895	25.8811			
	S	210.831	205.758	198.728	200.809	208.558	208.507	190.749	201.612	202.387			
208	T	2.2737	4.1473	4.3206	2.2012	2.3909	6.0160			35.9014	26.6505		28.5693
	S	208.411	206.487	199.625	200.097	183.366	145.068			145.900	33.719		163.860
209	T			5.2266	2.4753	2.3314	4.3658	4.2901	2.2503	48.0766		28.7582	
	S			165.021	177.940	188.045	199.901	193.892	205.124	108.951		162.238	

Event: Firestone 600
Track: Texas Motor Speedway
Report: Section Data Report
Session: Race

Round 8
1.455 mile(s)
Verizon INDYCAR Series
June 7, 2014



Section Data for Car 77 - Pagenaud, Simon

Lap	T/S	SF to T1	T1 to SS1	SS1 to T2	T2 to BS	BS to T3	T3 to SS2	SS2 to T4	T4 to SF	Lap	PI to PO	PO to SF	SF to PI
210	T	2.2478	4.1085	4.1205	2.1015	2.0450	4.1381	4.1731	2.2266	25.1611			
	S	210.812	208.437	209.319	209.591	214.381	210.900	199.329	207.308	208.178			
211	T	2.2351	4.0732	4.0620	2.0892	2.0409	3.9937	4.0794	2.1981	24.7716			
	S	212.010	210.243	212.334	210.825	214.812	218.526	203.907	209.995	211.452			
212	T	2.2199	4.0656	4.0552	2.0871	2.0359	3.9875	4.0676	2.1907	24.7095			
	S	213.462	210.636	212.690	211.037	215.339	218.866	204.499	210.705	211.983			
213	T	2.2053	4.0473	4.0378	2.0762	2.0288	3.9902	4.0878	2.1974	24.6708			
	S	214.875	211.589	213.606	212.145	216.093	218.718	203.488	210.062	212.316			
214	T	2.2096	4.0496	4.0515	2.0862	2.0338	3.9784	4.0626	2.1899	24.6616			
	S	214.457	211.469	212.884	211.128	215.562	219.366	204.750	210.782	212.395			
215	T	2.2134	4.0646	4.0557	2.0850	2.0315	3.9804	4.0667	2.1872	24.6845			
	S	214.089	210.688	212.664	211.249	215.806	219.256	204.544	211.042	212.198			
216	T	2.2027	4.0405	4.0542	2.0880	2.0395	3.9903	4.0767	2.1927	24.6846			
	S	215.129	211.945	212.742	210.946	214.959	218.712	204.042	210.513	212.197			
217	T	2.2090	4.0609	4.0594	2.0857	2.0317	3.9699	4.0799	2.1969	24.6934			
	S	214.515	210.880	212.470	211.178	215.784	219.836	203.882	210.110	212.121			
218	T	2.2090	4.0589	4.0666	2.0951	2.0427	3.9877	4.0916	2.2009	24.7525			
	S	214.515	210.984	212.094	210.231	214.622	218.855	203.299	209.728	211.615			
219	T	2.2182	4.0892	4.0825	2.0961	2.0361	3.9857	4.0843	2.2009	24.7930			
	S	213.625	209.421	211.268	210.131	215.318	218.965	203.662	209.728	211.269			
220	T	2.2197	4.0770	4.0754	2.0978	2.0367	3.9847	4.0901	2.2000	24.7814			
	S	213.481	210.047	211.636	209.960	215.255	219.020	203.374	209.814	211.368			
221	T	2.2156	4.0662	4.0766	2.0991	2.0407	3.9887	4.0918	2.1982	24.7769			
	S	213.876	210.605	211.573	209.830	214.833	218.800	203.289	209.986	211.407			
222	T	2.2043	4.0557	4.0935	2.1029	2.0412	3.9929	4.1250	2.2117	24.8272			
	S	214.972	211.151	210.700	209.451	214.780	218.570	201.653	208.704	210.978			
223	T	2.2304	4.1151	4.1319	2.1100	2.0494	4.0486	4.1638	2.2222	25.0714			
	S	212.457	208.103	208.742	208.746	213.921	215.563	199.774	207.718	208.923			
224	T	2.2300	4.0739	4.1770	2.1308	2.0577	4.0408	4.1373	2.2062	25.0537			
	S	212.495	210.207	206.488	206.709	213.058	215.979	201.053	209.224	209.071			
225	T	2.2134	4.0578	4.1842	2.1291	2.0558	4.0446	4.1506	2.2137	25.0492			
	S	214.089	211.041	206.133	206.874	213.255	215.776	200.409	208.516	209.108			
226	T	2.2184	4.0751	4.2038	2.1311	2.0571	4.0413	4.1528	2.2098	25.0894			
	S	213.606	210.145	205.172	206.679	213.120	215.952	200.303	208.884	208.773			
227	T	2.2207	4.0805	4.2379	2.1426	2.0655	4.0406	4.1725	2.2172	25.1775			
	S	213.385	209.867	203.521	205.570	212.253	215.990	199.357	208.186	208.043			
228	T	2.2152	4.0751	4.3404	2.2393	2.1304	4.1882	4.3260	2.2893	25.8039			
	S	213.915	210.145	198.714	196.693	205.787	208.378	192.283	201.630	202.993			

Event: Firestone 600
Track: Texas Motor Speedway
Report: Section Data Report
Session: Race

Round 8
1.455 mile(s)
Verizon INDYCAR Series
June 7, 2014



Section Data for Car 77 - Pagenaud, Simon

Lap	T/S	SF to T1	T1 to SS1	SS1 to T2	T2 to BS	BS to T3	T3 to SS2	SS2 to T4	T4 to SF	Lap	PI to PO	PO to SF	SF to PI
229	T	2.2712	4.1314	4.2835	2.1849	2.0914	4.1589	4.2565	2.2621	25.6399			
	S	208.640	207.282	201.354	201.590	209.625	209.846	195.423	204.054	204.291			
230	T	2.2590	4.1284	4.2070	2.1343	2.0609	4.1592	4.2396	2.2443	25.4327			
	S	209.767	207.432	205.015	206.370	212.727	209.831	196.202	205.673	205.955			
231	T	2.2345	4.1202	4.2759	2.1603	2.0752	4.0870	4.2274	2.2432	25.4237			
	S	212.067	207.845	201.712	203.886	211.261	213.537	196.768	205.773	206.028			
232	T	2.2392	4.1091	4.2765	2.1569	2.0721	4.0914	4.2221	2.2395	25.4068			
	S	211.622	208.407	201.684	204.207	211.577	213.308	197.015	206.113	206.165			
233	T	2.2377	4.1539	4.3867	2.2373	2.1319	4.2178	4.2957	2.2539	25.9149			
	S	211.764	206.159	196.617	196.869	205.642	206.915	193.640	204.797	202.123			
234	T	2.2426	4.1644	4.3200	2.1954	2.1018	4.1762	4.2345	2.2379	25.6728			
	S	211.301	205.639	199.653	200.626	208.587	208.976	196.438	206.261	204.029			
235	T	2.2314	4.2299	4.3165	2.1834	2.0903	4.1286	4.2610	2.2657	25.7068			
	S	212.362	202.455	199.815	201.729	209.735	211.386	195.217	203.730	203.759			
236	T	2.2637	4.1785	4.3713	2.1889	2.0941	4.1813	4.2365	2.2335	25.7478			
	S	209.331	204.945	197.310	201.222	209.354	208.722	196.346	206.667	203.435			
237	T	2.2299	4.1601	4.2691	2.1591	2.0697	4.1487	4.2732	2.2558	25.5656			
	S	212.504	205.852	202.033	203.999	211.823	210.362	194.659	204.624	204.885			
238	T	2.2441	4.1729	4.3109	2.1733	2.0826	4.1527	4.2461	2.2519	25.6345			
	S	211.160	205.220	200.074	202.666	210.510	210.159	195.902	204.978	204.334			
239	T	2.2414	4.2105	4.3423	2.2025	2.1154	4.2427	4.3396	2.2684	25.9628			
	S	211.414	203.388	198.627	199.979	207.246	205.701	191.681	203.487	201.750			
240	T	2.2487	4.2118	4.4953	2.2749	2.1783	4.6295	4.4931	2.3336	26.8652			
	S	210.728	203.325	191.867	193.615	201.262	188.514	185.132	197.802	194.973			
241	T	2.3084	4.2056	4.6949	2.8316	2.9113	5.6572	5.6375	2.7514	30.9979			
	S	205.278	203.625	183.710	155.550	150.589	154.268	147.551	167.766	168.979			
242	T	2.7779	5.8923	6.6272	4.0237	3.5275	6.3442	6.1902	3.5012	38.8842			
	S	170.583	145.336	130.145	109.465	124.283	137.563	134.377	131.838	134.708			
243	T	3.7389	6.7057	6.6412	3.2570	3.1174	6.0636	5.4421	2.7204	37.6863			
	S	126.739	127.707	129.871	135.233	140.633	143.929	152.849	169.678	138.990			
244	T	2.9034	5.6915	10.3009	4.7446	3.9096	9.3761	12.7197	4.3473	53.9931			
	S	163.210	150.464	83.731	92.833	112.137	93.080	65.396	106.179	97.012			
245	T	4.0432	10.2996	11.6404	5.3573	5.9779	10.6841			65.5321	25.4961		58.2118
	S	117.200	83.145	74.095	82.216	73.338	81.685			79.930	35.246		80.419
246	T			6.3738	3.7128	2.9519	5.7289	8.0320	2.9495	55.7164		37.5406	
	S			135.320	118.631	148.518	152.338	103.563	156.498	94.012		124.284	
247	T	2.6499	4.5590	4.3952	2.2245	2.1816	4.3444	4.2688	2.2207	26.8441			
	S	178.823	187.840	196.237	198.002	200.958	200.886	194.860	207.858	195.127			

Event: Firestone 600
Track: Texas Motor Speedway
Report: Section Data Report
Session: Race

Round 8
1.455 mile(s)
Verizon INDYCAR Series
June 7, 2014



Section Data for Car 77 - Pagenaud, Simon

Lap	T/S	SF to T1	T1 to SS1	SS1 to T2	T2 to BS	BS to T3	T3 to SS2	SS2 to T4	T4 to SF	Lap	PI to PO	PO to SF	SF to PI
248	T	2.2262	4.0612	4.0681	2.0660	2.0245	3.9703	4.0261	2.1581	24.6005			
	S	212.858	210.865	212.015	213.192	216.552	219.814	206.606	213.888	212.923			
249	T	2.2770	5.1520	5.9914	3.3908	3.7534							
	S	208.109	166.220	143.956	129.897	116.803							

Event: Firestone 600
Track: Texas Motor Speedway
Report: Section Data Report
Session: Race

Round 8
1.455 mile(s)
Verizon INDYCAR Series
June 7, 2014



Section Data for Car 8 - Briscoe, Ryan

Lap	T/S	SF to T1	T1 to SS1	SS1 to T2	T2 to BS	BS to T3	T3 to SS2	SS2 to T4	T4 to SF	Lap	PI to PO	PO to SF	SF to PI
1	T	2.7188	4.8540	4.4214	2.1611	2.0904	4.3004	4.1762	2.1693	26.8916		84.7281	
	S	174.291	176.424	195.074	203.810	209.725	202.941	199.181	212.783	194.782		55.067	
2	T	2.1831	4.2746	4.1991	2.1194	2.0320	4.1213	4.0978	2.1578	25.1851			
	S	217.060	200.338	205.401	207.820	215.753	211.760	202.991	213.917	207.980			
3	T	2.1610	4.1603	4.2583	2.1619	2.0716	4.2354	4.1967	2.2185	25.4637			
	S	219.280	205.842	202.546	203.735	211.628	206.055	198.208	208.064	205.705			
4	T	2.2091	4.1465	4.5012	2.2188	2.1024	4.1137	4.1278	2.1909	25.6104			
	S	214.505	206.527	191.616	198.510	208.528	212.151	201.516	210.686	204.526			
5	T	2.2326	4.2423	4.1635	2.1272	2.0605	4.4992	5.3638	3.5565	28.2456			
	S	212.247	201.863	207.157	207.058	212.768	193.974	155.080	129.788	185.445			
6	T	3.7117	7.0389	9.0173	7.1146	7.1308	11.2079	10.6781	5.6405	61.5398			
	S	127.668	121.662	95.649	61.909	61.481	77.867	77.899	81.835	85.116			
7	T	5.4224	9.8924	10.3518	6.4861	5.7694	9.8925	9.9172	5.2387	62.9705			
	S	87.390	86.568	83.319	67.907	75.989	88.221	83.876	88.112	83.182			
8	T	5.2324	9.3188	10.4247	5.2757	4.8633	8.3302	8.1274	4.2164	55.7889			
	S	90.563	91.896	82.736	83.487	90.146	104.767	102.347	109.475	93.890			
9	T	4.2900	8.6951	9.0876	5.0142	5.1476	9.4211	9.0444	4.8824	55.5824			
	S	110.458	98.488	94.910	87.841	85.168	92.635	91.971	94.542	94.238			
10	T	5.1400	9.2423	9.1891	4.7788	4.4169	8.5083	8.4438	4.7033	54.4225			
	S	92.191	92.657	93.861	92.168	99.257	102.574	98.512	98.142	96.247			
11	T	5.2519	7.6490	9.6314	4.0299	3.2131	6.6874	6.3463	2.7693	45.5783			
	S	90.227	111.958	89.551	109.297	136.444	130.503	131.071	166.681	114.923			
12	T	2.5635	4.5617	4.2970	2.1625	2.0829	4.1877	4.1671	2.2218	26.2442			
	S	184.850	187.729	200.721	203.678	210.480	208.403	199.616	207.755	199.587			
13	T	2.2324	4.0686	4.0714	2.0809	2.0092	4.1115	4.3161	2.2483	25.1384			
	S	212.266	210.481	211.844	211.665	218.201	212.265	192.724	205.307	208.366			
14	T	2.2248	4.1388	4.3018	2.1490	2.0500	4.1661	4.1691	2.1990	25.3986			
	S	212.992	206.911	200.497	204.958	213.858	209.483	199.520	209.909	206.232			
15	T	2.2150	4.1604	4.1939	2.1577	2.0641	4.0888	4.1784	2.2267	25.2850			
	S	213.934	205.837	205.656	204.132	212.397	213.443	199.076	207.298	207.158			
16	T	2.2379	4.1251	4.1955	2.1589	2.0682	4.1230	4.2330	2.2296	25.3712			
	S	211.745	207.598	205.577	204.018	211.976	211.673	196.508	207.029	206.455			
17	T	2.2230	4.2108	4.2328	2.1524	2.0800	4.1266	4.1989	2.2358	25.4603			
	S	213.164	203.373	203.766	204.634	210.774	211.488	198.104	206.454	205.732			
18	T	2.2278	4.2245	4.2944	2.1560	2.0704	4.1010	4.2421	2.2616	25.5778			
	S	212.705	202.714	200.843	204.292	211.751	212.808	196.086	204.099	204.787			
19	T	2.2669	4.2135	4.3426	2.1824	2.0825	4.1996	4.3269	2.2562	25.8706			
	S	209.036	203.243	198.614	201.821	210.521	207.812	192.243	204.588	202.469			

Event: Firestone 600
 Track: Texas Motor Speedway
 Report: Section Data Report
 Session: Race

Round 8
 1.455 mile(s)
 Verizon INDYCAR Series
 June 7, 2014



Section Data for Car 8 - Briscoe, Ryan

Lap	T/S	SF to T1	T1 to SS1	SS1 to T2	T2 to BS	BS to T3	T3 to SS2	SS2 to T4	T4 to SF	Lap	PI to PO	PO to SF	SF to PI
20	T	2.2399	4.1552	4.3412	2.2082	2.1022	4.1514	4.2414	2.2182	25.6577			
	S	211.556	206.094	198.678	199.463	208.548	210.225	196.119	208.093	204.149			
21	T	2.2332	4.1524	4.3669	2.2063	2.1060	4.2061	4.2847	2.2423	25.7979			
	S	212.190	206.233	197.509	199.635	208.171	207.491	194.137	205.856	203.040			
22	T	2.2299	4.1505	4.4400	2.2196	2.1149	4.1944	4.2311	2.2445	25.8249			
	S	212.504	206.328	194.257	198.439	207.295	208.070	196.596	205.654	202.828			
23	T	2.2348	4.1657	4.4584	2.2339	2.1266	4.1488	4.2294	2.2440	25.8416			
	S	212.038	205.575	193.455	197.168	206.155	210.357	196.675	205.700	202.696			
24	T	2.2372	4.1484	4.2461	2.1524	2.0733	4.1543	4.2306	2.2381	25.4804			
	S	211.811	206.432	203.128	204.634	211.455	210.078	196.619	206.242	205.570			
25	T	2.2301	4.1716	4.3668	2.2004	2.1041	4.1256	4.2682	2.2525	25.7193			
	S	212.485	205.284	197.513	200.170	208.359	211.539	194.887	204.924	203.660			
26	T	2.2441	4.2379	4.5268	2.2342	2.1244	4.3004	4.3177	2.2697	26.2552			
	S	211.160	202.073	190.532	197.142	206.368	202.941	192.653	203.371	199.503			
27	T	2.2540	4.1705	4.3553	2.1957	2.1038	4.1159	4.3049	2.2855	25.7856			
	S	210.232	205.338	198.035	200.599	208.389	212.038	193.226	201.965	203.137			
28	T	2.2702	4.1550	4.3884	2.2252	2.1216	4.1538	4.3133	2.2790	25.9065			
	S	208.732	206.104	196.541	197.939	206.641	210.103	192.850	202.541	202.189			
29	T	2.2635	4.1457	4.2570	2.1628	2.0776	4.1365	4.2293	2.2488	25.5212			
	S	209.350	206.567	202.607	203.650	211.017	210.982	196.680	205.261	205.241			
30	T	2.2420	4.1058	4.3171	2.1815	2.0879	4.1238	4.2231	2.2385	25.5197			
	S	211.358	208.574	199.787	201.904	209.976	211.632	196.969	206.205	205.253			
31	T	2.2280	4.2473	4.4487	2.2498	2.1318	4.2174	4.2224	2.2377	25.9831			
	S	212.686	201.625	193.877	195.775	205.652	206.935	197.001	206.279	201.593			
32	T	2.2901	4.2943	4.4151	2.2625	2.1443	4.1584	4.2448	2.2574	26.0669			
	S	206.918	199.419	195.352	194.676	204.453	209.871	195.962	204.479	200.944			
33	T	2.2422	4.1347	4.3536	2.2006	2.1056	4.1421	4.2924	2.2899	25.7611			
	S	211.339	207.116	198.112	200.152	208.211	210.697	193.789	201.577	203.330			
34	T	2.2721	4.2343	4.3504	2.1765	2.1279	4.3522	4.4942	2.3868	26.3944			
	S	208.558	202.244	198.258	202.368	206.029	200.526	185.087	193.393	198.451			
35	T	2.3424	4.4278	4.5951	2.3183	2.1760	4.4101	4.3778	2.2879	26.9354			
	S	202.298	193.406	187.700	189.990	201.475	197.893	190.008	201.753	194.465			
36	T	2.2927	4.3373	4.4134	2.2014	2.1117	4.2973	4.3114	2.2678	26.2330			
	S	206.684	197.442	195.428	200.079	207.610	203.087	192.935	203.541	199.672			
37	T	2.2707	4.4758	4.5341	2.2604	2.1380	4.3122	4.3398	2.2809	26.6119			
	S	208.686	191.332	190.225	194.857	205.056	202.386	191.672	202.372	196.829			
38	T	2.2615	4.3808	4.6165	2.2905	2.1662	4.4552	4.4140	2.3075	26.8922			
	S	209.535	195.481	186.830	192.296	202.386	195.890	188.450	200.039	194.778			

Event: Firestone 600
Track: Texas Motor Speedway
Report: Section Data Report
Session: Race

Round 8
1.455 mile(s)
Verizon INDYCAR Series
June 7, 2014



Section Data for Car 8 - Briscoe, Ryan

Lap	T/S	SF to T1	T1 to SS1	SS1 to T2	T2 to BS	BS to T3	T3 to SS2	SS2 to T4	T4 to SF	Lap	PI to PO	PO to SF	SF to PI
39	T	2.2930	4.1876	4.3096	2.2051	2.1174	4.1208	4.3025	2.2874	25.8234			
	S	206.657	204.500	200.135	199.744	207.051	211.786	193.334	201.797	202.839			
40	T	2.2786	4.1732	4.3049	2.1998	2.1131	4.1425	4.2565	2.2684	25.7370			
	S	207.963	205.206	200.353	200.225	207.472	210.676	195.423	203.487	203.520			
41	T	2.2640	4.2032	4.2843	2.1717	2.0916	4.1282	4.3110	2.2852	25.7392			
	S	209.304	203.741	201.316	202.816	209.605	211.406	192.952	201.991	203.503			
42	T	2.2834	4.1724	4.3538	2.2004	2.1101	4.1472	4.2980	2.2869	25.8522			
	S	207.525	205.245	198.103	200.170	207.767	210.438	193.536	201.841	202.613			
43	T	2.2784	4.1516	4.3803	2.2151	2.1176	4.1832	4.2608	2.2543	25.8413			
	S	207.981	206.273	196.904	198.842	207.031	208.627	195.226	204.760	202.699			
44	T	2.2503	4.1673	4.4167	2.2272	2.1223	4.1773	4.2411	2.2523	25.8545			
	S	210.578	205.496	195.282	197.762	206.573	208.921	196.133	204.942	202.595			
45	T	2.2459	4.1962	4.3966	2.2205	2.1157	4.1970	4.3615	2.2867	26.0201			
	S	210.991	204.081	196.174	198.358	207.217	207.941	190.718	201.859	201.306			
46	T	2.2685	4.2192	4.4577	2.2231	2.1278	4.2716	4.4710	2.3402	26.3791			
	S	208.889	202.968	193.485	198.126	206.039	204.309	186.047	197.244	198.566			
47	T	2.3082	4.2414	4.4759	2.2314	2.1229	4.3242	4.4022	2.2930	26.3992			
	S	205.296	201.906	192.699	197.389	206.514	201.824	188.955	201.304	198.415			
48	T	2.3008	4.4678	4.5086	2.2498	2.1327	4.2979	4.4000	2.3073	26.6649			
	S	205.956	191.675	191.301	195.775	205.565	203.059	189.050	200.057	196.438			
49	T	2.2861	4.2845	4.5025	2.2389	2.1257	4.3530	4.4014	2.2984	26.4905			
	S	207.280	199.875	191.560	196.728	206.242	200.489	188.989	200.831	197.731			
50	T	2.2774	4.2066	4.6330	2.3137	2.1798	4.2741	4.4056	2.2950	26.5852			
	S	208.072	203.576	186.164	190.368	201.124	204.190	188.809	201.129	197.027			
51	T	2.2740	4.1971	4.6950	2.3174	2.1817	4.2385	4.3561	2.2871	26.5469			
	S	208.383	204.037	183.706	190.064	200.948	205.905	190.955	201.824	197.311			
52	T	2.2728	4.2668	4.5276	2.2582	2.1861	4.5047	4.4293	2.3253	26.7708			
	S	208.493	200.704	190.498	195.047	200.544	193.737	187.799	198.508	195.661			
53	T	2.2922	4.3458	4.6046	2.2931	2.1710	4.4831	4.4414	2.3047	26.9359			
	S	206.729	197.055	187.313	192.078	201.939	194.670	187.287	200.282	194.462			
54	T	2.2858	4.3513	4.5951	2.2844	2.1607	4.3268	4.4563	2.3335	26.7939			
	S	207.308	196.806	187.700	192.810	202.901	201.703	186.661	197.811	195.492			
55	T	2.3029	4.3502	4.7073	2.3653	2.7082	6.6368			39.0130	27.6416		31.7157
	S	205.768	196.856	183.226	186.215	161.882	131.498			134.263	32.510		147.604
56	T			6.0761	2.7017	2.4348	4.4395	4.2907	2.2659	51.1422		30.7979	
	S			141.950	163.029	180.060	196.582	193.865	203.712	102.420		151.494	
57	T	2.2747	4.1280	4.0764	2.1083	2.0530	3.9972	4.0835	2.2091	24.9302			
	S	208.319	207.452	211.584	208.915	213.546	218.335	203.702	208.950	210.107			

Event: Firestone 600
 Track: Texas Motor Speedway
 Report: Section Data Report
 Session: Race

Round 8
 1.455 mile(s)
 Verizon INDYCAR Series
 June 7, 2014



Section Data for Car 8 - Briscoe, Ryan

Lap	T/S	SF to T1	T1 to SS1	SS1 to T2	T2 to BS	BS to T3	T3 to SS2	SS2 to T4	T4 to SF	Lap	PI to PO	PO to SF	SF to PI
58	T	2.2308	4.0613	4.0367	2.0911	2.0420	3.9852	4.0956	2.2185	24.7612			
	S	212.419	210.859	213.665	210.633	214.696	218.992	203.100	208.064	211.541			
59	T	2.2334	4.0800	4.0553	2.1030	2.0449	3.9996	4.0886	2.2160	24.8208			
	S	212.171	209.893	212.685	209.441	214.391	218.204	203.448	208.299	211.033			
60	T	2.2348	4.0866	4.0651	2.1095	2.0496	4.0012	4.0935	2.2196	24.8599			
	S	212.038	209.554	212.172	208.796	213.900	218.116	203.205	207.961	210.701			
61	T	2.2340	4.0786	4.0570	2.1036	2.0455	3.9894	4.0933	2.2140	24.8154			
	S	212.114	209.965	212.596	209.381	214.329	218.762	203.215	208.487	211.079			
62	T	2.2260	4.0746	4.0551	2.1005	2.0448	3.9884	4.0997	2.2173	24.8064			
	S	212.877	210.171	212.695	209.690	214.402	218.816	202.897	208.177	211.155			
63	T	2.2277	4.0758	4.0667	2.1074	2.0440	3.9938	4.1019	2.2125	24.8298			
	S	212.714	210.109	212.088	209.004	214.486	218.521	202.789	208.629	210.956			
64	T	2.2174	4.0500	4.0631	2.0932	2.0337	3.9807	4.0950	2.2153	24.7484			
	S	213.702	211.448	212.276	210.422	215.572	219.240	203.130	208.365	211.650			
65	T	2.2181	4.0420	4.1137	2.1078	2.0412	4.0163	4.1308	2.2139	24.8838			
	S	213.635	211.866	209.665	208.964	214.780	217.296	201.370	208.497	210.498			
66	T	2.2152	4.1200	4.2188	2.1516	2.0652	4.0605	4.1436	2.2142	25.1891			
	S	213.915	207.855	204.442	204.710	212.284	214.931	200.748	208.468	207.947			
67	T	2.2185	4.1591	4.2438	2.1653	2.0808	4.1151	4.2506	2.2484	25.4816			
	S	213.596	205.901	203.238	203.415	210.693	212.079	195.694	205.298	205.560			
68	T	2.2413	4.1381	4.2508	2.1595	2.0717	4.0770	4.1647	2.2205	25.3236			
	S	211.424	206.946	202.903	203.961	211.618	214.061	199.731	207.877	206.843			
69	T	2.2216	4.1358	4.2540	2.1629	2.0778	4.1253	4.2178	2.2360	25.4312			
	S	213.298	207.061	202.750	203.641	210.997	211.555	197.216	206.436	205.967			
70	T	2.2320	4.1184	4.2703	2.1803	2.0896	4.1466	4.2649	2.2448	25.5469			
	S	212.304	207.936	201.976	202.016	209.805	210.468	195.038	205.627	205.035			
71	T	2.2388	4.1192	4.2366	2.1699	2.0859	4.0961	4.2114	2.2295	25.3874			
	S	211.660	207.896	203.583	202.984	210.177	213.063	197.516	207.038	206.323			
72	T	2.2189	4.1783	4.3488	2.2107	2.1132	4.2473	4.3293	2.2660	25.9125			
	S	213.558	204.955	198.331	199.238	207.462	205.478	192.137	203.703	202.142			
73	T	2.2557	4.1927	4.3161	2.1701	2.0900	4.1634	4.2657	2.2606	25.7143			
	S	210.074	204.251	199.833	202.965	209.765	209.619	195.002	204.190	203.700			
74	T	2.2560	4.2178	4.3441	2.1764	2.1006	4.1852	4.2448	2.2611	25.7860			
	S	210.046	203.036	198.545	202.378	208.707	208.527	195.962	204.144	203.133			
75	T	2.2448	4.1551	4.2997	2.1913	2.1032	4.1693	4.2454	2.2424	25.6512			
	S	211.094	206.099	200.595	201.001	208.449	209.322	195.934	205.847	204.201			
76	T	2.2723	4.2153	4.3736	2.2041	2.1059	4.1777	4.2774	2.2590	25.8853			
	S	208.539	203.156	197.206	199.834	208.181	208.901	194.468	204.334	202.354			

Event: Firestone 600
Track: Texas Motor Speedway
Report: Section Data Report
Session: Race

Round 8
1.455 mile(s)
Verizon INDYCAR Series
June 7, 2014



Section Data for Car 8 - Briscoe, Ryan

Lap	T/S	SF to T1	T1 to SS1	SS1 to T2	T2 to BS	BS to T3	T3 to SS2	SS2 to T4	T4 to SF	Lap	PI to PO	PO to SF	SF to PI
77	T	2.2404	4.1299	4.5000	2.2617	2.1418	4.1711	4.2571	2.2588	25.9608			
	S	211.508	207.357	191.667	194.745	204.692	209.232	195.395	204.352	201.766			
78	T	2.2545	4.1409	4.4659	2.2794	2.1580	4.1755	4.2022	2.2291	25.9055			
	S	210.186	206.806	193.130	193.233	203.155	209.011	197.948	207.075	202.196			
79	T	2.2183	4.1118	4.3429	2.1960	2.1002	4.2295	4.2456	2.2625	25.7068			
	S	213.616	208.270	198.600	200.571	208.746	206.343	195.925	204.018	203.759			
80	T	2.2573	4.1721	4.4096	2.2147	2.1140	4.2999	4.3115	2.2561	26.0352			
	S	209.925	205.260	195.596	198.878	207.384	202.965	192.930	204.597	201.189			
81	T	2.2853	4.3084	4.3577	2.1899	2.0956	4.1971	4.2363	2.2486	25.9189			
	S	207.353	198.766	197.926	201.130	209.205	207.936	196.355	205.279	202.092			
82	T	2.2353	4.1783	4.3640	2.2118	2.1160	4.2416	4.3292	2.2952	25.9714			
	S	211.991	204.955	197.640	199.139	207.188	205.754	192.141	201.111	201.683			
83	T	2.2711	4.2131	4.3737	2.2171	2.1229	4.3181	4.3628	2.2923	26.1711			
	S	208.649	203.262	197.201	198.662	206.514	202.109	190.662	201.366	200.144			
84	T	2.2743	4.2009	4.3429	2.2133	2.1133	4.1821	4.2945	2.2752	25.8965			
	S	208.356	203.852	198.600	199.004	207.452	208.682	193.694	202.879	202.267			
85	T	2.2723	4.1999	4.4494	2.2537	2.1450	4.1958	4.3657	2.2925	26.1743			
	S	208.539	203.901	193.846	195.436	204.387	208.000	190.535	201.348	200.120			
86	T	2.2726	4.1485	4.3350	2.2056	2.1089	4.1952	4.3810	2.3028	25.9496			
	S	208.512	206.427	198.962	199.698	207.885	208.030	189.869	200.448	201.853			
87	T	2.2748	4.2048	4.4744	2.2562	2.1459	4.2970	4.4220	2.3237	26.3988			
	S	208.310	203.663	192.763	195.220	204.301	203.102	188.109	198.645	198.418			
88	T	2.2986	4.2270	4.4262	2.2405	2.1305	4.2596	4.3332	2.3377	26.2533			
	S	206.153	202.594	194.862	196.588	205.778	204.885	191.964	197.455	199.518			
89	T	2.2983	4.4186	4.4922	2.2431	2.1521	4.3511	4.4753	2.3155	26.7462			
	S	206.180	193.809	191.999	196.360	203.712	200.576	185.869	199.348	195.841			
90	T	2.2843	4.2756	4.5452	2.2895	2.1723	4.3533	4.4441	2.2925	26.6568			
	S	207.444	200.291	189.761	192.380	201.818	200.475	187.174	201.348	196.498			
91	T	2.2561	4.3404	4.6627	2.3065	2.1884	4.6395	4.6437	2.4161	27.4534			
	S	210.037	197.301	184.979	190.962	200.333	188.108	179.128	191.048	190.796			
92	T	2.3763	4.3721	4.6081	2.3186	2.2028	4.5466	4.4672	2.3251	27.2168			
	S	199.412	195.870	187.170	189.966	199.024	191.952	186.206	198.525	192.455			
93	T	2.2967	4.2995	4.4407	2.2545	2.1434	4.2428	4.3963	2.3201	26.3940			
	S	206.324	199.177	194.226	195.367	204.539	205.696	189.209	198.953	198.454			
94	T	2.2943	4.2296	4.3903	2.2314	2.1294	4.2395	4.3380	2.2843	26.1368			
	S	206.540	202.469	196.456	197.389	205.884	205.856	191.752	202.071	200.407			
95	T	2.2696	4.1979	4.3772	2.2034	2.1122	4.2133	4.3315	2.2964	26.0015			
	S	208.787	203.998	197.044	199.898	207.560	207.136	192.039	201.006	201.450			

Event: Firestone 600
Track: Texas Motor Speedway
Report: Section Data Report
Session: Race

Round 8
1.455 mile(s)
Verizon INDYCAR Series
June 7, 2014



Section Data for Car 8 - Briscoe, Ryan

Lap	T/S	SF to T1	T1 to SS1	SS1 to T2	T2 to BS	BS to T3	T3 to SS2	SS2 to T4	T4 to SF	Lap	PI to PO	PO to SF	SF to PI
96	T	2.2779	4.2012	4.3951	2.2169	2.1198	4.2084	4.3490	2.2990	26.0673			
	S	208.027	203.838	196.241	198.680	206.816	207.377	191.267	200.779	200.941			
97	T	2.2825	4.1788	4.3639	2.2049	2.1143	4.1677	4.3089	2.2749	25.8959			
	S	207.607	204.931	197.644	199.762	207.354	209.403	193.047	202.906	202.271			
98	T	2.2594	4.2106	4.4808	2.2602	2.1421	4.2604	4.4298	2.3036	26.3469			
	S	209.730	203.383	192.488	194.874	204.663	204.846	187.778	200.378	198.809			
99	T	2.2831	4.2940	4.4425	2.2503	2.1731	4.4732	4.4522	2.3297	26.6981			
	S	207.553	199.433	194.147	195.731	201.744	195.101	186.833	198.133	196.194			
100	T	2.3130	4.2778	4.4813	2.2650	2.1571	4.2365	4.3305	2.2947	26.3559			
	S	204.870	200.188	192.466	194.461	203.240	206.002	192.084	201.155	198.741			
101	T	2.2842	4.1792	4.3453	2.2072	2.1116	4.1708	4.3297	2.2915	25.9195			
	S	207.453	204.911	198.490	199.554	207.619	209.247	192.119	201.436	202.087			
102	T	2.2773	4.1830	4.3146	2.1937	2.1098	4.5698	4.6761	2.4002	26.7245			
	S	208.081	204.725	199.903	200.782	207.797	190.977	177.887	192.314	196.000			
103	T	2.3471	4.3167	4.5069	2.2676	2.1464	4.3211	4.4770	2.3342	26.7170			
	S	201.893	198.384	191.373	194.238	204.253	201.969	185.798	197.751	196.055			
104	T	2.3075	4.2800	4.4600	2.2827	2.5768	6.2253			37.2287	27.3980		29.9313
	S	205.358	200.085	193.386	192.953	170.137	140.190			140.698	32.799		156.404
105	T			5.8706	2.6439	2.4057	4.4097	4.2653	2.2535	50.5166		30.4160	
	S			146.919	166.593	182.238	197.911	195.020	204.833	103.689		153.396	
106	T	2.2609	4.1188	4.0761	2.0996	2.0423	4.0166	4.2074	2.2289	25.0506			
	S	209.591	207.916	211.599	209.780	214.664	217.280	197.704	207.094	209.097			
107	T	2.2093	4.1071	4.1497	2.1178	2.0427	4.0536	4.2033	2.2143	25.0978			
	S	214.486	208.508	207.846	207.977	214.622	215.297	197.896	208.459	208.704			
108	T	2.2084	4.1399	4.1742	2.1035	2.0316	4.0692	4.2546	2.2467	25.2281			
	S	214.573	206.856	206.626	209.391	215.795	214.471	195.510	205.453	207.626			
109	T	2.2385	4.1173	4.1768	2.1303	2.0481	4.0644	4.2820	2.2814	25.3388			
	S	211.688	207.992	206.498	206.757	214.056	214.725	194.259	202.328	206.719			
110	T	2.2515	4.2065	4.2327	2.1240	2.0508	4.0850	4.1637	2.2059	25.3201			
	S	210.466	203.581	203.771	207.370	213.775	213.642	199.779	209.253	206.871			
111	T	2.1997	4.0716	4.2138	2.1418	2.0628	4.2222	4.2844	2.2520	25.4483			
	S	215.422	210.326	204.685	205.647	212.531	206.700	194.150	204.969	205.829			
112	T	2.2481	4.1512	4.2992	2.1807	2.1120	4.0947	4.1536	2.2127	25.4522			
	S	210.784	206.293	200.619	201.979	207.580	213.136	200.264	208.610	205.798			
113	T	2.2180	4.1093	4.1969	2.1355	2.0629	4.1501	4.2193	2.2301	25.3221			
	S	213.645	208.396	205.509	206.254	212.521	210.291	197.146	206.982	206.855			
114	T	2.2327	4.0936	4.1245	2.1211	2.0448	4.0997	4.1791	2.2064	25.1019			
	S	212.238	209.196	209.116	207.654	214.402	212.876	199.042	209.205	208.669			

Event: Firestone 600
Track: Texas Motor Speedway
Report: Section Data Report
Session: Race

Round 8
1.455 mile(s)
Verizon INDYCAR Series
June 7, 2014



Section Data for Car 8 - Briscoe, Ryan

Lap	T/S	SF to T1	T1 to SS1	SS1 to T2	T2 to BS	BS to T3	T3 to SS2	SS2 to T4	T4 to SF	Lap	PI to PO	PO to SF	SF to PI
115	T	2.2057	4.2508	4.2382	2.1426	2.0683	4.2129	4.2841	2.2972	25.6998			
	S	214.836	201.459	203.506	205.570	211.966	207.156	194.164	200.936	203.815			
116	T	2.2891	4.3170	4.3971	2.2003	2.1596	4.3134	4.3486	2.2810	26.3061			
	S	207.009	198.370	196.152	200.179	203.005	202.329	191.284	202.363	199.117			
117	T	2.2693	4.2651	4.2735	2.1512	2.0705	4.1386	4.2019	2.2279	25.5980			
	S	208.815	200.784	201.825	204.748	211.741	210.875	197.962	207.187	204.625			
118	T	2.2279	4.1916	4.2072	2.1374	2.0713	4.1063	4.1923	2.2378	25.3718			
	S	212.695	204.305	205.006	206.070	211.659	212.534	198.416	206.270	206.450			
119	T	2.2324	4.2453	5.1423	3.2162	3.4067	8.6293	9.5587	4.8121	41.2430			
	S	212.266	201.720	167.727	136.949	128.690	101.135	87.022	95.923	127.003			
120	T	5.1002	7.1941	8.1978	3.4859	3.5494	7.4546	7.6708	3.1512	45.8040			
	S	92.911	119.037	105.211	126.353	123.516	117.072	108.440	146.481	114.357			
121	T	2.8692	5.1312	5.3244	2.7800	2.7752	6.2084	6.9371	3.0333	35.0588			
	S	165.155	166.893	161.990	158.437	157.974	140.572	119.909	152.174	149.406			
122	T	3.0310	7.8146	9.8288	5.0403	5.1568	12.3600	14.6350	5.1780	63.0445			
	S	156.339	109.585	87.752	87.387	85.016	70.609	56.838	89.145	83.084			
123	T	5.4325	12.3824	9.9484	5.6310	5.1054	9.8451	13.3182	5.9155	67.5785			
	S	87.228	69.160	86.697	78.220	85.872	88.646	62.457	78.031	77.510			
124	T	5.2211	9.7691	10.0516	5.4010	5.1989	10.3090	11.4382	5.9924	63.3813			
	S	90.759	87.660	85.807	81.551	84.327	84.657	72.723	77.029	82.643			
125	T	6.2932	10.0764	9.7510	4.3824	3.7433	8.5920	12.8538	4.0078	59.6999			
	S	75.298	84.987	88.452	100.505	117.118	101.574	64.714	115.173	87.739			
126	T	4.5532	10.5798	9.9779	4.9036	5.7255	13.4948	13.6766	4.1049	67.0163			
	S	104.073	80.943	86.441	89.823	76.571	64.671	60.821	112.449	78.160			
127	T	4.1734	11.5436	10.9431	5.4490	5.4310	12.2972	12.1544	5.0392	67.0309			
	S	113.544	74.185	78.817	80.832	80.723	70.970	68.438	91.600	78.143			
128	T	5.4521	10.5066	11.0060	5.8297	5.8233	12.1487	14.8901	5.7647	71.4212			
	S	86.914	81.507	78.366	75.554	75.285	71.837	55.864	80.072	73.340			
129	T	5.6745	9.8504	9.3227	4.9886	4.9942	10.5767	11.3088	5.3946	62.1105			
	S	83.508	86.937	92.516	88.292	87.784	82.514	73.555	85.565	84.334			
130	T	4.5808	6.5950	6.0024	2.8422	2.6216	5.4375	5.5634	2.8828	36.5257			
	S	103.446	129.850	143.693	154.970	167.230	160.502	149.516	160.119	143.406			
131	T	2.7732	5.1670	5.1695	2.5193	2.4313	5.4263			40.1580	27.1691		32.8505
	S	170.873	165.737	166.844	174.832	180.319	160.833			130.435	33.076		142.505
132	T			6.4236	2.8127	2.6052	5.9079	9.9961	4.8667	61.2391		41.3775	
	S			134.271	156.595	168.282	147.722	83.214	94.847	85.534		112.759	
133	T	4.6693	9.4630	10.9161	5.3868	5.3809	10.0909	9.9898	5.5493	61.4461			
	S	101.485	90.496	79.012	81.766	81.475	86.487	83.267	83.180	85.245			

Event: Firestone 600
Track: Texas Motor Speedway
Report: Section Data Report
Session: Race

Round 8
1.455 mile(s)
Verizon INDYCAR Series
June 7, 2014



Section Data for Car 8 - Briscoe, Ryan

Lap	T/S	SF to T1	T1 to SS1	SS1 to T2	T2 to BS	BS to T3	T3 to SS2	SS2 to T4	T4 to SF	Lap	PI to PO	PO to SF	SF to PI
134	T	4.9138	8.4212	9.3670	4.1492	3.7608	6.8425	6.5288	2.7271	46.7104			
	S	96.435	101.691	92.079	106.154	116.573	127.545	127.408	169.261	112.138			
135	T	2.5323	4.6237	4.4146	2.1844	2.0781	4.1054	4.1366	2.1826	26.2577			
	S	187.128	185.212	195.374	201.636	210.966	212.580	201.087	211.487	199.484			
136	T	2.1703	4.0483	4.0467	2.0648	2.0189	4.2441	4.1914	2.1914	24.9759			
	S	218.340	211.537	213.137	213.316	217.152	205.633	198.458	210.637	209.722			
137	T	2.1921	3.9981	4.0056	2.0608	2.0031	4.0105	4.1004	2.1810	24.5516			
	S	216.169	214.193	215.324	213.730	218.865	217.611	202.863	211.642	213.347			
138	T	2.1739	4.0276	4.0653	2.0779	2.0100	3.9534	4.0649	2.1767	24.5497			
	S	217.979	212.624	212.161	211.971	218.114	220.754	204.634	212.060	213.363			
139	T	2.1847	3.9987	4.0702	2.0810	2.0128	3.9985	4.0979	2.1799	24.6237			
	S	216.901	214.161	211.906	211.655	217.811	218.264	202.986	211.749	212.722			
140	T	2.1719	4.0720	4.1498	2.0971	2.0146	4.0632	4.1615	2.2159	24.9460			
	S	218.179	210.305	207.841	210.030	217.616	214.788	199.884	208.309	209.974			
141	T	2.2107	4.1154	4.1810	2.1349	2.0594	4.0516	4.1681	2.2216	25.1427			
	S	214.350	208.088	206.290	206.312	212.882	215.403	199.568	207.774	208.331			
142	T	2.2140	4.0751	4.2000	2.1444	2.0624	4.0604	4.1378	2.2074	25.1015			
	S	214.031	210.145	205.357	205.398	212.572	214.936	201.029	209.111	208.673			
143	T	2.2124	4.1021	4.2433	2.1604	2.0782	4.1344	4.1854	2.1993	25.3155			
	S	214.185	208.762	203.262	203.876	210.956	211.089	198.743	209.881	206.909			
144	T	2.2064	4.0362	4.1895	2.1480	2.0651	4.0400	4.1979	2.2262	25.1093			
	S	214.768	212.171	205.872	205.053	212.294	216.022	198.151	207.345	208.608			
145	T	2.2209	4.0873	4.1938	2.1423	2.0641	4.0377	4.1547	2.2137	25.1145			
	S	213.366	209.518	205.661	205.599	212.397	216.145	200.211	208.516	208.565			
146	T	2.2142	4.1032	4.2024	2.1402	2.0564	4.0632	4.2281	2.2522	25.2599			
	S	214.011	208.706	205.240	205.801	213.193	214.788	196.736	204.951	207.364			
147	T	2.2303	4.1486	4.2597	2.1710	2.0836	4.1017	4.2027	2.2385	25.4361			
	S	212.466	206.422	202.479	202.881	210.409	212.772	197.925	206.205	205.928			
148	T	2.2309	4.0611	4.1489	2.1260	2.0489	4.0481	4.1521	2.2225	25.0385			
	S	212.409	210.870	207.886	207.175	213.973	215.589	200.337	207.690	209.198			
149	T	2.2094	4.0663	4.2091	2.1471	2.0633	4.0823	4.2128	2.2417	25.2320			
	S	214.476	210.600	204.913	205.139	212.480	213.783	197.450	205.911	207.594			
150	T	2.2272	4.1260	4.2788	2.1930	2.1007	4.0929	4.1744	2.2273	25.4203			
	S	212.762	207.553	201.575	200.846	208.697	213.230	199.267	207.242	206.056			
151	T	2.2211	4.0775	4.2131	2.1584	2.0728	4.0582	4.2039	2.2361	25.2411			
	S	213.346	210.022	204.719	204.065	211.506	215.053	197.868	206.427	207.519			
152	T	2.2268	4.1227	4.2916	2.1939	2.1038	4.1040	4.2204	2.2476	25.5108			
	S	212.800	207.719	200.974	200.763	208.389	212.653	197.095	205.371	205.325			

Event: Firestone 600
Track: Texas Motor Speedway
Report: Section Data Report
Session: Race

Round 8
1.455 mile(s)
Verizon INDYCAR Series
June 7, 2014



Section Data for Car 8 - Briscoe, Ryan

Lap	T/S	SF to T1	T1 to SS1	SS1 to T2	T2 to BS	BS to T3	T3 to SS2	SS2 to T4	T4 to SF	Lap	PI to PO	PO to SF	SF to PI
153	T	2.2429	4.1048	4.2839	2.1843	2.0961	4.1336	4.2048	2.2310	25.4814			
	S	211.273	208.625	201.335	201.646	209.155	211.130	197.826	206.899	205.562			
154	T	2.2271	4.1010	4.2214	2.1565	2.0742	4.1234	4.2121	2.2451	25.3608			
	S	212.772	208.818	204.316	204.245	211.363	211.652	197.483	205.599	206.539			
155	T	2.2336	4.0985	4.2540	2.1670	2.0799	4.1031	4.2690	2.2607	25.4658			
	S	212.152	208.946	202.750	203.255	210.784	212.699	194.851	204.181	205.688			
156	T	2.2500	4.1159	4.3223	2.2190	2.1187	4.1372	4.2749	2.2644	25.7024			
	S	210.606	208.062	199.547	198.492	206.924	210.946	194.582	203.847	203.794			
157	T	2.2565	4.1195	4.2411	2.1737	2.0913	4.0724	4.2563	2.2569	25.4677			
	S	209.999	207.880	203.367	202.629	209.635	214.303	195.432	204.524	205.672			
158	T	2.2417	4.1108	4.3126	2.2026	2.1096	4.1193	4.2730	2.2720	25.6416			
	S	211.386	208.320	199.995	199.970	207.816	211.863	194.668	203.165	204.277			
159	T	2.2601	4.1496	4.3013	2.2092	2.1151	4.1609	4.2615	2.2582	25.7159			
	S	209.665	206.373	200.521	199.373	207.276	209.745	195.194	204.407	203.687			
160	T	2.2467	4.1164	4.2482	2.1724	2.0858	4.0866	4.2651	2.2708	25.4920			
	S	210.915	208.037	203.027	202.750	210.188	213.558	195.029	203.272	205.476			
161	T	2.2489	4.1265	4.3199	2.2118	2.1156	4.1819	4.3797	2.3103	25.8946			
	S	210.709	207.528	199.657	199.139	207.227	208.692	189.926	199.797	202.282			
162	T	2.2844	4.1861	4.4380	2.2723	2.1523	4.2681	4.3777	2.2962	26.2751			
	S	207.435	204.573	194.344	193.836	203.693	204.477	190.013	201.024	199.352			
163	T	2.2771	4.1759	4.3368	2.2221	2.1253	4.1405	4.3266	2.2942	25.8985			
	S	208.100	205.073	198.879	198.215	206.281	210.778	192.257	201.199	202.251			
164	T	2.2744	4.1428	4.3290	2.2227	2.1253	4.1743	4.3322	2.2788	25.8795			
	S	208.347	206.711	199.238	198.162	206.281	209.072	192.008	202.559	202.400			
165	T	2.2605	4.1401	4.4470	2.2712	2.1673	4.2371	4.3432	2.2968	26.1632			
	S	209.628	206.846	193.951	193.930	202.284	205.973	191.522	200.971	200.205			
166	T	2.2729	4.1486	4.4632	2.2968	2.1846	4.2536	4.3525	2.2955	26.2677			
	S	208.484	206.422	193.247	191.769	200.682	205.174	191.113	201.085	199.408			
167	T	2.2780	4.1858	4.4463	2.2692	2.1638	4.2586	4.3903	2.3156	26.3076			
	S	208.017	204.588	193.982	194.101	202.611	204.933	189.467	199.340	199.106			
168	T	2.2929	4.2208	4.3949	2.2327	2.1337	4.2062	4.4528	2.3489	26.2829			
	S	206.666	202.891	196.250	197.274	205.469	207.486	186.808	196.514	199.293			
169	T	2.3233	4.2661	4.4536	2.2727	2.1648	4.2309	4.3386	2.2973	26.3473			
	S	203.961	200.737	193.664	193.802	202.517	206.275	191.725	200.928	198.806			
170	T	2.2785	4.1990	4.4132	2.2584	2.5221	6.2296			37.3887	27.1848		30.0891
	S	207.972	203.945	195.436	195.029	173.827	140.094			140.096	33.057		155.583
171	T			5.7648	2.6020	2.3897	4.3751	4.2247	2.2290	49.9362		30.0510	
	S			149.615	169.275	183.458	199.476	196.894	207.084	104.894		155.259	

Event: Firestone 600
Track: Texas Motor Speedway
Report: Section Data Report
Session: Race

Round 8
1.455 mile(s)
Verizon INDYCAR Series
June 7, 2014



Section Data for Car 8 - Briscoe, Ryan

Lap	T/S	SF to T1	T1 to SS1	SS1 to T2	T2 to BS	BS to T3	T3 to SS2	SS2 to T4	T4 to SF	Lap	PI to PO	PO to SF	SF to PI
172	T	2.2297	4.0833	4.1107	2.0997	2.0424	4.0737	4.1706	2.2150	25.0251			
	S	212.523	209.723	209.818	209.770	214.654	214.235	199.448	208.393	209.310			
173	T	2.2262	4.0586	4.0603	2.0962	2.0429	3.9925	4.0997	2.2154	24.7918			
	S	212.858	211.000	212.423	210.120	214.601	218.592	202.897	208.356	211.280			
174	T	2.2277	4.0566	4.0554	2.0953	2.0391	4.0086	4.1026	2.2142	24.7995			
	S	212.714	211.104	212.679	210.211	215.001	217.714	202.754	208.468	211.214			
175	T	2.2201	4.0533	4.0597	2.1010	2.0446	3.9934	4.0991	2.2143	24.7855			
	S	213.442	211.276	212.454	209.640	214.423	218.542	202.927	208.459	211.333			
176	T	2.2233	4.0555	4.0609	2.1063	2.0466	4.0165	4.1017	2.2038	24.8146			
	S	213.135	211.161	212.391	209.113	214.213	217.286	202.798	209.452	211.085			
177	T	2.2182	4.0581	4.0692	2.1055	2.0464	4.0647	4.1544	2.2129	24.9294			
	S	213.625	211.026	211.958	209.192	214.234	214.709	200.226	208.591	210.113			
178	T	2.2218	4.0606	4.0756	2.1043	2.0448	4.0050	4.1095	2.2174	24.8390			
	S	213.279	210.896	211.625	209.312	214.402	217.909	202.413	208.168	210.878			
179	T	2.2292	4.0540	4.0736	2.1075	2.0446	4.0117	4.1091	2.2205	24.8502			
	S	212.571	211.239	211.729	208.994	214.423	217.545	202.433	207.877	210.783			
180	T	2.2296	4.0624	4.0726	2.1039	2.0432	4.0210	4.1120	2.2225	24.8672			
	S	212.533	210.802	211.781	209.351	214.570	217.042	202.290	207.690	210.639			
181	T	2.2304	4.0609	4.0900	2.1066	2.0446	4.0252	4.1206	2.2195	24.8978			
	S	212.457	210.880	210.880	209.083	214.423	216.816	201.868	207.971	210.380			
182	T	2.2264	4.0606	4.1051	2.1197	2.0539	4.0490	4.1474	2.2231	24.9852			
	S	212.838	210.896	210.105	207.791	213.452	215.541	200.564	207.634	209.644			
183	T	2.2322	4.0670	4.1053	2.1132	2.0464	4.0159	4.1300	2.2205	24.9305			
	S	212.285	210.564	210.094	208.430	214.234	217.318	201.409	207.877	210.104			
184	T	2.2254	4.0627	4.1496	2.1347	2.0625	4.0410	4.1555	2.2284	25.0598			
	S	212.934	210.787	207.851	206.331	212.562	215.968	200.173	207.140	209.020			
185	T	2.2294	4.0759	4.1709	2.1442	2.0699	4.0428	4.1555	2.2241	25.1127			
	S	212.552	210.104	206.790	205.417	211.802	215.872	200.173	207.541	208.580			
186	T	2.2265	4.1073	4.2397	2.1676	2.0879	4.1117	4.1965	2.2440	25.3812			
	S	212.829	208.498	203.434	203.199	209.976	212.255	198.217	205.700	206.373			
187	T	2.2412	4.0944	4.1879	2.1442	2.0690	4.0651	4.1798	2.2379	25.2195			
	S	211.433	209.155	205.950	205.417	211.894	214.688	199.009	206.261	207.696			
188	T	2.2404	4.0954	4.1696	2.1441	2.0682	4.0617	4.1764	2.2333	25.1891			
	S	211.508	209.104	206.854	205.426	211.976	214.867	199.171	206.686	207.947			
189	T	2.2386	4.1041	4.2084	2.1551	2.0765	4.0992	4.2303	2.2510	25.3632			
	S	211.679	208.661	204.947	204.378	211.129	212.902	196.633	205.060	206.520			
190	T	2.2439	4.1225	4.2399	2.1583	2.0786	4.1060	4.3280	2.2863	25.5635			
	S	211.179	207.729	203.425	204.075	210.916	212.549	192.195	201.894	204.902			

Event: Firestone 600
Track: Texas Motor Speedway
Report: Section Data Report
Session: Race

Round 8
1.455 mile(s)
Verizon INDYCAR Series
June 7, 2014



Section Data for Car 8 - Briscoe, Ryan

Lap	T/S	SF to T1	T1 to SS1	SS1 to T2	T2 to BS	BS to T3	T3 to SS2	SS2 to T4	T4 to SF	Lap	PI to PO	PO to SF	SF to PI
191	T	2.2744	4.1278	4.2579	2.1746	2.0889	4.1730	4.2195	2.2297	25.5458			
	S	208.347	207.462	202.565	202.545	209.876	209.137	197.137	207.019	205.043			
192	T	2.2323	4.2517	4.3900	2.2099	2.1149	4.1598	4.2652	2.2495	25.8733			
	S	212.276	201.417	196.469	199.310	207.295	209.800	195.024	205.197	202.448			
193	T	2.2471	4.1448	4.2757	2.1722	2.0867	4.1163	4.2624	2.2591	25.5643			
	S	210.878	206.612	201.721	202.769	210.097	212.017	195.153	204.325	204.895			
194	T	2.2542	4.1302	4.3588	2.2224	2.1267	4.1780	4.2568	2.2592	25.7863			
	S	210.214	207.342	197.876	198.189	206.145	208.886	195.409	204.316	203.131			
195	T	2.2527	4.3680	4.4415	2.2081	2.1189	4.1988	4.3460	2.2851	26.2191			
	S	210.354	196.054	194.191	199.472	206.904	207.852	191.399	202.000	199.778			
196	T	2.2754	4.1951	4.4225	2.2320	2.1334	4.1993	4.3399	2.2863	26.0839			
	S	208.255	204.134	195.025	197.336	205.498	207.827	191.668	201.894	200.814			
197	T	2.2730	4.1635	4.3863	2.2316	2.1361	4.1789	4.3052	2.2794	25.9540			
	S	208.475	205.684	196.635	197.372	205.238	208.841	193.212	202.505	201.819			
198	T	2.2695	4.1489	4.2929	2.1813	2.0987	4.1272	4.2716	2.2705	25.6606			
	S	208.796	206.407	200.913	201.923	208.896	211.457	194.732	203.299	204.126			
199	T	2.2681	4.1402	4.3399	2.2162	2.1262	4.1942	4.2923	2.2782	25.8553			
	S	208.925	206.841	198.737	198.743	206.194	208.080	193.793	202.612	202.589			
200	T	2.2732	4.1371	4.2398	2.1743	2.0959	4.1677	4.3173	2.2858	25.6911			
	S	208.457	206.996	203.429	202.573	209.175	209.403	192.671	201.938	203.884			
201	T	2.2857	4.4006	4.3893	2.2058	2.1126	4.2028	4.3420	2.2996	26.2384			
	S	207.317	194.602	196.501	199.680	207.521	207.654	191.575	200.727	199.631			
202	T	2.2848	4.1526	4.3203	2.2070	2.1148	4.1810	4.3261	2.2857	25.8723			
	S	207.398	206.223	199.639	199.572	207.305	208.736	192.279	201.947	202.456			
203	T	2.2743	4.1542	4.2981	2.1802	2.0953	4.1311	4.3461	2.3039	25.7832			
	S	208.356	206.144	200.670	202.025	209.235	211.258	191.394	200.352	203.156			
204	T	2.2981	4.1699	4.4052	2.2382	2.1385	4.1707	4.3511	2.3039	26.0756			
	S	206.198	205.368	195.791	196.790	205.008	209.252	191.174	200.352	200.877			
205	T	2.2922	4.1955	4.3364	2.2148	2.1270	4.2203	4.3604	2.3023	26.0489			
	S	206.729	204.115	198.898	198.869	206.116	206.793	190.766	200.491	201.083			
206	T	2.2895	4.2243	4.4044	2.2241	2.1221	4.2093	4.3434	2.2900	26.1071			
	S	206.973	202.723	195.827	198.037	206.592	207.333	191.513	201.568	200.635			
207	T	2.2671	4.1550	4.3604	2.2056	2.1082	4.2702	4.3617	2.2940	26.0222			
	S	209.018	206.104	197.803	199.698	207.954	204.376	190.710	201.217	201.290			
208	T	2.2742	4.2852	4.6041	2.3534	2.6451	6.3050			37.3949	28.0193		30.0820
	S	208.365	199.842	187.333	187.157	165.744	138.418			140.073	32.072		155.620
209	T			5.8502	2.6250	2.3948	4.3903	4.2426	2.2514	50.8413		30.1349	
	S			147.431	167.792	183.067	198.785	196.063	205.024	103.026		154.827	

Event: Firestone 600
 Track: Texas Motor Speedway
 Report: Section Data Report
 Session: Race

Round 8
 1.455 mile(s)
 Verizon INDYCAR Series
 June 7, 2014



Section Data for Car 8 - Briscoe, Ryan

Lap	T/S	SF to T1	T1 to SS1	SS1 to T2	T2 to BS	BS to T3	T3 to SS2	SS2 to T4	T4 to SF	Lap	PI to PO	PO to SF	SF to PI
210	T	2.2618	4.1103	4.0957	2.1116	2.0575	3.9994	4.0845	2.2012	24.9220			
	S	209.507	208.346	210.587	208.588	213.079	218.215	203.652	209.700	210.176			
211	T	2.2286	4.0701	4.0542	2.1003	2.0448	3.9904	4.0765	2.2005	24.7654			
	S	212.628	210.404	212.742	209.710	214.402	218.707	204.052	209.766	211.505			
212	T	2.2217	4.0605	4.0590	2.0924	2.0413	3.9875	4.0843	2.2104	24.7571			
	S	213.289	210.901	212.491	210.502	214.770	218.866	203.662	208.827	211.576			
213	T	2.2229	4.0731	4.0657	2.0976	2.0464	3.9948	4.0856	2.2000	24.7861			
	S	213.174	210.249	212.141	209.980	214.234	218.466	203.598	209.814	211.328			
214	T	2.2144	4.0554	4.0515	2.0941	2.0397	3.9835	4.0814	2.2061	24.7261			
	S	213.992	211.166	212.884	210.331	214.938	219.086	203.807	209.234	211.841			
215	T	2.2246	4.0709	4.0702	2.0942	2.0358	3.9907	4.0740	2.1875	24.7479			
	S	213.011	210.362	211.906	210.321	215.350	218.690	204.177	211.013	211.654			
216	T	2.1881	4.0437	4.1213	2.1110	2.0481	4.0072	4.1143	2.2115	24.8452			
	S	216.564	211.777	209.279	208.647	214.056	217.790	202.177	208.723	210.825			
217	T	2.2291	4.0787	4.0915	2.1040	2.0435	3.9965	4.1033	2.1998	24.8464			
	S	212.581	209.960	210.803	209.342	214.538	218.373	202.719	209.833	210.815			
218	T	2.2167	4.0627	4.0850	2.1038	2.0388	3.9978	4.0963	2.2040	24.8051			
	S	213.770	210.787	211.138	209.361	215.033	218.302	203.066	209.433	211.166			
219	T	2.2153	4.0470	4.1361	2.1151	2.0416	4.1189	4.1891	2.2229	25.0860			
	S	213.905	211.605	208.530	208.243	214.738	211.884	198.567	207.653	208.802			
220	T	2.2291	4.1292	4.1899	2.1229	2.0504	4.0814	4.1632	2.2057	25.1718			
	S	212.581	207.392	205.852	207.478	213.816	213.830	199.803	209.272	208.090			
221	T	2.2148	4.1081	4.1432	2.1025	2.0403	4.0308	4.1345	2.2179	24.9921			
	S	213.953	208.457	208.172	209.491	214.875	216.515	201.190	208.121	209.586			
222	T	2.2148	4.0755	4.1408	2.1348	2.0640	4.1330	4.4039	2.3283	25.4951			
	S	213.953	210.125	208.293	206.321	212.408	211.161	188.882	198.252	205.451			
223	T	2.3074	4.2025	4.2237	2.1552	2.0824	4.0978	4.2255	2.2556	25.5501			
	S	205.367	203.775	204.205	204.368	210.531	212.975	196.857	204.642	205.009			
224	T	2.2570	4.1232	4.2274	2.1590	2.0823	4.0729	4.1520	2.2191	25.2929			
	S	209.953	207.694	204.026	204.009	210.541	214.277	200.342	208.008	207.094			
225	T	2.2251	4.0928	4.2453	2.1583	2.0845	4.0790	4.1522	2.2294	25.2666			
	S	212.963	209.237	203.166	204.075	210.319	213.956	200.332	207.047	207.309			
226	T	2.2340	4.0918	4.1755	2.1337	2.0617	4.0592	4.1557	2.2269	25.1385			
	S	212.114	209.288	206.562	206.428	212.644	215.000	200.163	207.280	208.366			
227	T	2.2267	4.0877	4.2258	2.1665	2.0843	4.0903	4.1956	2.2422	25.3191			
	S	212.810	209.498	204.103	203.302	210.339	213.365	198.260	205.865	206.879			
228	T	2.2500	4.1485	4.2335	2.1600	2.0780	4.0613	4.1758	2.2309	25.3380			
	S	210.606	206.427	203.732	203.914	210.976	214.889	199.200	206.908	206.725			

Event: Firestone 600
 Track: Texas Motor Speedway
 Report: Section Data Report
 Session: Race

Round 8
 1.455 mile(s)
 Verizon INDYCAR Series
 June 7, 2014



Section Data for Car 8 - Briscoe, Ryan

Lap	T/S	SF to T1	T1 to SS1	SS1 to T2	T2 to BS	BS to T3	T3 to SS2	SS2 to T4	T4 to SF	Lap	PI to PO	PO to SF	SF to PI
229	T	2.2303	4.1184	4.2528	2.1730	2.0889	4.0984	4.2565	2.2614	25.4797			
	S	212.466	207.936	202.808	202.694	209.876	212.943	195.423	204.117	205.575			
230	T	2.2558	4.1474	4.3092	2.1871	2.0973	4.2161	4.3292	2.2829	25.8250			
	S	210.065	206.482	200.153	201.387	209.035	206.999	192.141	202.195	202.827			
231	T	2.2688	4.1455	4.1925	2.1394	2.0652	4.0957	4.2340	2.2526	25.3937			
	S	208.861	206.577	205.725	205.878	212.284	213.084	196.462	204.915	206.272			
232	T	2.2511	4.1263	4.2774	2.1753	2.0907	4.1333	4.2017	2.2536	25.5094			
	S	210.503	207.538	201.641	202.480	209.695	211.145	197.972	204.824	205.336			
233	T	2.2750	4.2224	4.3839	2.1945	2.1140	4.2164	4.2786	2.2599	25.9447			
	S	208.292	202.814	196.743	200.708	207.384	206.984	194.414	204.253	201.891			
234	T	2.2542	4.1916	4.3346	2.2031	2.1139	4.2253	4.3181	2.2694	25.9102			
	S	210.214	204.305	198.980	199.925	207.393	206.548	192.635	203.398	202.160			
235	T	2.2660	4.3360	4.3181	2.1764	2.1080	4.2634	4.3208	2.2895	26.0782			
	S	209.119	197.501	199.741	202.378	207.974	204.702	192.515	201.612	200.857			
236	T	2.2818	4.2809	4.3147	2.1706	2.0956	4.2404	4.3180	2.2928	25.9948			
	S	207.671	200.043	199.898	202.918	209.205	205.812	192.640	201.322	201.502			
237	T	2.2823	4.2313	4.3981	2.2153	2.1257	4.3358	4.3379	2.2862	26.2126			
	S	207.625	202.388	196.107	198.824	206.242	201.284	191.756	201.903	199.828			
238	T	2.2742	4.2017	4.3316	2.1982	2.1098	4.2534	4.3692	2.2975	26.0356			
	S	208.365	203.814	199.118	200.371	207.797	205.183	190.382	200.910	201.186			
239	T	2.2840	4.2072	4.3600	2.1925	2.1077	4.2403	4.3423	2.2826	26.0166			
	S	207.471	203.547	197.821	200.891	208.004	205.817	191.562	202.222	201.333			
240	T	2.2840	4.2322	4.3601	2.1995	2.1102	4.3894	5.1641	3.1287	27.8682			
	S	207.471	202.345	197.817	200.252	207.757	198.826	161.077	147.534	187.956			
241	T	3.5325	6.7983	7.3198	3.6397	3.2539	6.3608	6.7046	3.6776	41.2872			
	S	134.144	125.967	117.831	121.014	134.733	137.204	124.067	125.514	126.867			
242	T	3.8064	6.8286	6.3198	2.9566	2.8439	5.4858	5.5209	3.1255	36.8875			
	S	124.491	125.408	136.476	148.973	154.158	159.088	150.667	147.685	141.999			
243	T	4.0531	9.5128	10.2171	5.2127	5.1972	10.3395	11.7176	4.4434	60.6934			
	S	116.914	90.022	84.417	84.496	84.355	84.407	70.989	103.882	86.303			
244	T	4.5008	10.2771	11.5562	6.0335	5.8208	11.0039	10.9216	6.0802	66.1941			
	S	105.284	83.327	74.635	73.001	75.318	79.311	76.163	75.917	79.131			
245	T	5.9569	11.3150	11.6890	4.7395	4.1230	9.3119	9.2624	3.0911	59.4888			
	S	79.549	75.684	73.787	92.933	106.333	93.722	89.806	149.329	88.050			
246	T	2.7898	4.8573	4.7398	2.3236	2.1983	4.4456	4.3845	2.3013	28.0402			
	S	169.856	176.304	181.970	189.557	199.431	196.313	189.718	200.578	186.803			
247	T	2.2973	4.2973	4.3429	2.1867	2.1104	4.1320	4.2070	2.2361	25.8097			
	S	206.270	199.279	198.600	201.424	207.737	211.212	197.722	206.427	202.947			

Event: Firestone 600
Track: Texas Motor Speedway
Report: Section Data Report
Session: Race

Round 8
1.455 mile(s)
Verizon INDYCAR Series
June 7, 2014



Section Data for Car 8 - Briscoe, Ryan

Lap	T/S	SF to T1	T1 to SS1	SS1 to T2	T2 to BS	BS to T3	T3 to SS2	SS2 to T4	T4 to SF	Lap	PI to PO	PO to SF	SF to PI
248	T	2.2578	5.2516	6.4254	3.4140								
	S	209.878	163.067	134.233	129.014								

Event: Firestone 600
Track: Texas Motor Speedway
Report: Section Data Report
Session: Race

Round 8
1.455 mile(s)
Verizon INDYCAR Series
June 7, 2014



Section Data for Car 83 - Kimball, Charlie

Lap	T/S	SF to T1	T1 to SS1	SS1 to T2	T2 to BS	BS to T3	T3 to SS2	SS2 to T4	T4 to SF	Lap	PI to PO	PO to SF	SF to PI
1	T	2.7797	4.9649	4.5340	2.2160	2.0984	4.1411	4.1237	2.1696	27.0274		85.5362	
	S	170.473	172.484	190.229	198.761	208.925	210.748	201.716	212.754	193.803		54.546	
2	T	2.1602	4.2783	4.3353	2.1804	2.0723	4.1068	4.1192	2.2073	25.4598			
	S	219.361	200.164	198.948	202.006	211.557	212.508	201.937	209.120	205.736			
3	T	2.2083	4.0799	4.2497	2.1569	2.0553	4.2586	4.2473	2.2292	25.4852			
	S	214.583	209.898	202.956	204.207	213.307	204.933	195.846	207.066	205.531			
4	T	2.1949	4.0998	4.5022	2.2624	2.1302	4.1586	4.1720	2.1970	25.7171			
	S	215.893	208.879	191.573	194.685	205.807	209.861	199.381	210.101	203.678			
5	T	2.1844	4.0918	4.2054	2.1294	2.0409	4.6000	5.5147	3.5459	28.3125			
	S	216.931	209.288	205.093	206.844	214.812	189.723	150.837	130.176	185.007			
6	T	3.8534	7.0919	8.7692	7.2593	7.2924	11.3215	10.8696	5.8309	62.2882			
	S	122.973	120.752	98.356	60.675	60.119	77.086	76.527	79.163	84.093			
7	T	5.8641	9.1214	10.3032	6.3743	6.1187	9.8249	9.6888	5.4648	62.7602			
	S	80.808	93.885	83.712	69.098	71.651	88.828	85.854	84.466	83.461			
8	T	5.1019	9.2099	10.1376	5.3241	4.7817	8.3228	7.9509	4.0142	54.8431			
	S	92.880	92.983	85.079	82.728	91.685	104.860	104.619	114.990	95.509			
9	T	4.3315	8.7585	9.0549	5.0979	5.0856	9.6413	9.2483	4.6412	55.8592			
	S	109.399	97.775	95.252	86.399	86.206	90.520	89.943	99.455	93.771			
10	T	5.0594	9.2849	8.9588	5.0029	4.4612	8.4281	8.4177	4.6137	54.2267			
	S	93.660	92.232	96.274	88.040	98.272	103.550	98.818	100.048	96.594			
11	T	5.2370	8.1427	9.2110	3.9678	3.1646	6.6796	6.3359	2.7989	45.5375			
	S	90.484	105.169	93.638	111.007	138.535	130.656	131.287	164.919	115.026			
12	T	2.5704	4.4867	4.3784	2.1827	2.0834	4.1810	4.1780	2.2109	26.2715			
	S	184.354	190.867	196.990	201.793	210.430	208.736	199.095	208.780	199.380			
13	T	2.2036	4.0862	4.1614	2.1187	2.0375	4.0934	4.1797	2.1913	25.0718			
	S	215.041	209.575	207.262	207.889	215.170	213.204	199.014	210.647	208.920			
14	T	2.1679	4.1541	4.2054	2.1266	2.0296	4.4062	4.3878	2.2687	25.7463			
	S	218.582	206.149	205.093	207.117	216.008	198.068	189.575	203.461	203.447			
15	T	2.2462	4.1909	4.2362	2.1627	2.0686	4.2174	4.2866	2.2778	25.6864			
	S	210.962	204.339	203.602	203.660	211.935	206.935	194.051	202.648	203.921			
16	T	2.2673	4.2019	4.2932	2.1812	2.1004	4.0710	4.1450	2.2099	25.4699			
	S	208.999	203.804	200.899	201.932	208.726	214.377	200.680	208.874	205.655			
17	T	2.1975	4.1116	4.2247	2.1474	2.0591	4.0984	4.1941	2.2213	25.2541			
	S	215.638	208.280	204.157	205.111	212.913	212.943	198.331	207.802	207.412			
18	T	2.2062	4.1383	4.3415	2.1942	2.0956	4.1907	4.2811	2.2559	25.7035			
	S	214.787	206.936	198.664	200.736	209.205	208.253	194.300	204.615	203.785			
19	T	2.2378	4.1361	4.2714	2.1581	2.0691	4.1656	4.2255	2.2320	25.4956			
	S	211.754	207.046	201.924	204.094	211.884	209.508	196.857	206.806	205.447			

Event: Firestone 600
Track: Texas Motor Speedway
Report: Section Data Report
Session: Race

Round 8
1.455 mile(s)
Verizon INDYCAR Series
June 7, 2014



Section Data for Car 83 - Kimball, Charlie

Lap	T/S	SF to T1	T1 to SS1	SS1 to T2	T2 to BS	BS to T3	T3 to SS2	SS2 to T4	T4 to SF	Lap	PI to PO	PO to SF	SF to PI
20	T	2.2087	4.1587	4.2620	2.1583	2.0669	4.1865	4.2402	2.2505	25.5318			
	S	214.544	205.921	202.370	204.075	212.109	208.462	196.174	205.106	205.156			
21	T	2.2481	4.1944	4.2423	2.1404	2.0553	4.2168	4.3371	2.2773	25.7117			
	S	210.784	204.168	203.310	205.781	213.307	206.964	191.791	202.692	203.720			
22	T	2.2602	4.1938	4.2954	2.1657	2.0792	4.2723	4.3323	2.2757	25.8746			
	S	209.656	204.198	200.796	203.377	210.855	204.276	192.004	202.835	202.438			
23	T	2.2580	4.2010	4.3294	2.1837	2.0893	4.1664	4.3523	2.2864	25.8665			
	S	209.860	203.848	199.219	201.701	209.835	209.468	191.122	201.885	202.501			
24	T	2.2722	4.1753	4.4290	2.2298	2.1226	4.1709	4.2519	2.2559	25.9076			
	S	208.548	205.102	194.739	197.531	206.543	209.242	195.634	204.615	202.180			
25	T	2.2503	4.2099	4.3336	2.1886	2.1024	4.1505	4.2549	2.2546	25.7448			
	S	210.578	203.417	199.026	201.249	208.528	210.270	195.497	204.733	203.459			
26	T	2.2444	4.1769	4.2940	2.1746	2.0883	4.2306	4.3918	2.2925	25.8931			
	S	211.132	205.024	200.862	202.545	209.936	206.289	189.403	201.348	202.293			
27	T	2.2718	4.2254	4.3537	2.1911	2.1001	4.1637	4.2504	2.2514	25.8076			
	S	208.585	202.670	198.107	201.020	208.756	209.604	195.704	205.024	202.963			
28	T	2.2430	4.1805	4.3722	2.1935	2.0993	4.1801	4.3341	2.2780	25.8807			
	S	211.263	204.847	197.269	200.800	208.836	208.781	191.924	202.630	202.390			
29	T	2.2710	4.1917	4.2918	2.1630	2.0804	4.1940	4.3346	2.2719	25.7984			
	S	208.659	204.300	200.965	203.631	210.733	208.089	191.902	203.174	203.036			
30	T	2.2652	4.1952	4.3086	2.1797	2.0930	4.1137	4.2170	2.2381	25.6105			
	S	209.193	204.129	200.181	202.071	209.464	212.151	197.254	206.242	204.525			
31	T	2.2337	4.1935	4.3288	2.1787	2.0946	4.2305	4.3359	2.2797	25.8754			
	S	212.143	204.212	199.247	202.164	209.304	206.294	191.844	202.479	202.432			
32	T	2.2681	4.2159	4.3583	2.2042	2.1110	4.1890	4.2733	2.2629	25.8827			
	S	208.925	203.127	197.898	199.825	207.678	208.338	194.655	203.982	202.375			
33	T	2.2571	4.2196	4.3652	2.1968	2.1018	4.1487	4.2387	2.2474	25.7753			
	S	209.944	202.949	197.585	200.498	208.587	210.362	196.244	205.389	203.218			
34	T	2.2359	4.2288	4.3923	2.2307	2.1247	4.2576	4.3768	2.2828	26.1296			
	S	211.934	202.507	196.366	197.451	206.339	204.981	190.052	202.204	200.462			
35	T	2.2621	4.3761	4.5134	2.2368	2.1366	4.6062	4.5223	2.3274	26.9809			
	S	209.480	195.691	191.098	196.913	205.190	189.468	183.937	198.329	194.137			
36	T	2.2915	4.3601	4.5372	2.2517	2.1364	4.2953	4.3461	2.2765	26.4948			
	S	206.792	196.409	190.095	195.610	205.209	203.182	191.394	202.763	197.699			
37	T	2.2663	4.3037	4.4917	2.2339	2.1232	4.2652	4.3723	2.2778	26.3341			
	S	209.091	198.983	192.021	197.168	206.485	204.616	190.247	202.648	198.906			
38	T	2.2654	4.3851	4.5427	2.2499	2.1330	4.4356	4.4375	2.3123	26.7615			
	S	209.174	195.289	189.865	195.766	205.536	196.755	187.452	199.624	195.729			

Event: Firestone 600
Track: Texas Motor Speedway
Report: Section Data Report
Session: Race

Round 8
1.455 mile(s)
Verizon INDYCAR Series
June 7, 2014



Section Data for Car 83 - Kimball, Charlie

Lap	T/S	SF to T1	T1 to SS1	SS1 to T2	T2 to BS	BS to T3	T3 to SS2	SS2 to T4	T4 to SF	Lap	PI to PO	PO to SF	SF to PI
39	T	2.2862	4.5371	4.6204	2.2927	2.1744	4.3886	4.3719	2.2952	26.9665			
	S	207.271	188.747	186.672	192.112	201.623	198.862	190.265	201.111	194.241			
40	T	2.2853	4.2955	4.4373	2.2219	2.1243	4.2766	4.3609	2.2917	26.2935			
	S	207.353	199.363	194.375	198.233	206.378	204.070	190.745	201.419	199.213			
41	T	2.2839	4.2530	4.3795	2.2024	2.1124	4.2220	4.2894	2.2711	26.0137			
	S	207.480	201.355	196.940	199.988	207.541	206.709	193.924	203.246	201.355			
42	T	2.2770	4.2765	4.4224	2.2201	2.1240	4.2026	4.2748	2.2708	26.0682			
	S	208.109	200.249	195.030	198.394	206.407	207.664	194.586	203.272	200.934			
43	T	2.2687	4.2424	4.3543	2.2040	2.1140	4.1931	4.2598	2.2676	25.9039			
	S	208.870	201.858	198.080	199.843	207.384	208.134	195.272	203.559	202.209			
44	T	2.2689	4.2255	4.3564	2.1951	2.1068	4.1346	4.2907	2.2907	25.8687			
	S	208.852	202.666	197.985	200.654	208.092	211.079	193.865	201.506	202.484			
45	T	2.2836	4.2925	4.4109	2.2088	2.1149	4.2227	4.3538	2.2947	26.1819			
	S	207.507	199.502	195.538	199.409	207.295	206.675	191.056	201.155	200.062			
46	T	2.2891	4.2760	4.4164	2.2181	2.1217	4.2440	4.3951	2.3082	26.2686			
	S	207.009	200.272	195.295	198.573	206.631	205.638	189.260	199.979	199.402			
47	T	2.2948	4.2746	4.4460	2.2367	2.1347	4.2466	4.3617	2.2941	26.2892			
	S	206.495	200.338	193.995	196.922	205.373	205.512	190.710	201.208	199.245			
48	T	2.2883	4.3141	4.4751	2.2325	2.1290	4.2302	4.3464	2.2920	26.3076			
	S	207.081	198.503	192.733	197.292	205.923	206.309	191.381	201.392	199.106			
49	T	2.2840	4.2555	4.4540	2.2284	2.1279	4.2688	4.3449	2.2866	26.2501			
	S	207.471	201.237	193.646	197.655	206.029	204.443	191.447	201.868	199.542			
50	T	2.2824	4.2695	4.4756	2.2382	2.1340	4.2648	4.3436	2.2820	26.2901			
	S	207.616	200.577	192.712	196.790	205.440	204.635	191.504	202.275	199.238			
51	T	2.2759	4.3185	4.5608	2.2597	2.1475	4.2920	4.4350	2.3204	26.6098			
	S	208.209	198.301	189.112	194.917	204.149	203.338	187.558	198.927	196.845			
52	T	2.3022	4.3186	4.6062	2.2914	2.1710	4.3832	4.5097	2.3361	26.9184			
	S	205.831	198.297	187.248	192.221	201.939	199.107	184.451	197.590	194.588			
53	T	2.3099	4.3818	4.5928	2.2771	2.1580	4.3979	4.5041	2.3357	26.9573			
	S	205.145	195.436	187.794	193.428	203.155	198.442	184.680	197.624	194.307			
54	T	2.3096	4.4559	4.6318	2.2872	2.1666	4.3760	4.4381	2.3177	26.9829			
	S	205.171	192.186	186.213	192.574	202.349	199.435	187.427	199.159	194.123			
55	T	2.2983	4.4148	4.6335	2.3027	2.1810	4.4049	4.5052	2.3436	27.0840			
	S	206.180	193.976	186.144	191.277	201.013	198.126	184.635	196.958	193.398			
56	T	2.3150	4.5333	4.7624	2.3788	2.8072	6.7533			52.1951	27.7728		32.1325
	S	204.693	188.905	181.106	185.158	156.173	129.230			100.354	32.357		145.689
57	T			6.1328	2.7793	2.4747	4.4787	4.2808	2.2580	38.6125		30.9023	
	S			140.637	158.477	177.156	194.862	194.314	204.425	135.656		150.982	

Event: Firestone 600
Track: Texas Motor Speedway
Report: Section Data Report
Session: Race

Round 8
1.455 mile(s)
Verizon INDYCAR Series
June 7, 2014



Section Data for Car 83 - Kimball, Charlie

Lap	T/S	SF to T1	T1 to SS1	SS1 to T2	T2 to BS	BS to T3	T3 to SS2	SS2 to T4	T4 to SF	Lap	PI to PO	PO to SF	SF to PI
58	T	2.2590	4.2676	4.3788	2.1779	2.0918	4.1131	4.1650	2.2153	25.6685			
	S	209.767	200.666	196.972	202.238	209.585	212.182	199.716	208.365	204.063			
59	T	2.2136	4.1120	4.1509	2.1163	2.0470	4.0903	4.1517	2.2084	25.0902			
	S	214.069	208.260	207.786	208.125	214.172	213.365	200.356	209.016	208.767			
60	T	2.2063	4.2590	4.2589	2.1966	2.1161	4.1382	4.1852	2.2363	25.5966			
	S	214.778	201.072	202.517	200.517	207.178	210.895	198.752	206.408	204.637			
61	T	2.2394	4.0910	4.1418	2.1196	2.0480	3.9939	4.0752	2.1966	24.9055			
	S	211.603	209.329	208.243	207.801	214.067	218.515	204.117	210.139	210.315			
62	T	2.2044	4.1221	4.1477	2.1194	2.0494	4.0546	4.1439	2.2211	25.0626			
	S	214.963	207.749	207.947	207.820	213.921	215.244	200.733	207.821	208.997			
63	T	2.2252	4.1018	4.1888	2.1530	2.0735	4.0488	4.1399	2.2246	25.1556			
	S	212.953	208.778	205.906	204.577	211.434	215.552	200.927	207.494	208.224			
64	T	2.2271	4.1008	4.1478	2.1214	2.0501	4.0181	4.1291	2.2190	25.0134			
	S	212.772	208.828	207.942	207.624	213.848	217.199	201.453	208.018	209.408			
65	T	2.2203	4.0922	4.1673	2.1373	2.0600	4.0284	4.1393	2.2189	25.0637			
	S	213.423	209.267	206.969	206.080	212.820	216.644	200.956	208.027	208.987			
66	T	2.2231	4.1168	4.1904	2.1455	2.0676	4.0322	4.1387	2.2217	25.1360			
	S	213.154	208.017	205.828	205.292	212.038	216.439	200.985	207.765	208.386			
67	T	2.2232	4.1282	4.1699	2.1326	2.0585	4.0546	4.1552	2.2231	25.1453			
	S	213.145	207.442	206.839	206.534	212.975	215.244	200.187	207.634	208.309			
68	T	2.2342	4.1360	4.1902	2.1425	2.0657	4.0778	4.1910	2.2435	25.2809			
	S	212.095	207.051	205.837	205.580	212.233	214.019	198.477	205.746	207.192			
69	T	2.2479	4.1290	4.2378	2.1702	2.0897	4.0871	4.1752	2.2370	25.3739			
	S	210.803	207.402	203.525	202.956	209.795	213.532	199.228	206.344	206.433			
70	T	2.2395	4.1350	4.2125	2.1533	2.0735	4.0660	4.1516	2.2288	25.2602			
	S	211.593	207.101	204.748	204.549	211.434	214.640	200.361	207.103	207.362			
71	T	2.2258	4.1180	4.1952	2.1475	2.0717	4.0502	4.1524	2.2228	25.1836			
	S	212.896	207.956	205.592	205.101	211.618	215.478	200.322	207.662	207.993			
72	T	2.2292	4.1380	4.1918	2.1425	2.0671	4.0848	4.1843	2.2375	25.2752			
	S	212.571	206.951	205.759	205.580	212.089	213.652	198.795	206.298	207.239			
73	T	2.2382	4.1611	4.2156	2.1561	2.0743	4.0616	4.1583	2.2278	25.2930			
	S	211.716	205.802	204.597	204.283	211.353	214.873	200.038	207.196	207.093			
74	T	2.2295	4.1405	4.2089	2.1453	2.0690	4.0880	4.1905	2.2436	25.3153			
	S	212.543	206.826	204.923	205.311	211.894	213.485	198.501	205.737	206.910			
75	T	2.2428	4.1684	4.2187	2.1506	2.0723	4.1056	4.1913	2.2440	25.3937			
	S	211.282	205.442	204.447	204.805	211.557	212.570	198.463	205.700	206.272			
76	T	2.2393	4.1603	4.2095	2.1485	2.0714	4.0897	4.2260	2.2544	25.3991			
	S	211.612	205.842	204.894	205.006	211.649	213.396	196.833	204.751	206.228			

Event: Firestone 600
Track: Texas Motor Speedway
Report: Section Data Report
Session: Race

Round 8
1.455 mile(s)
Verizon INDYCAR Series
June 7, 2014



Section Data for Car 83 - Kimball, Charlie

Lap	T/S	SF to T1	T1 to SS1	SS1 to T2	T2 to BS	BS to T3	T3 to SS2	SS2 to T4	T4 to SF	Lap	PI to PO	PO to SF	SF to PI
77	T	2.2464	4.1726	4.2501	2.1694	2.0842	4.1175	4.1939	2.2398	25.4739			
	S	210.944	205.235	202.936	203.031	210.349	211.956	198.340	206.086	205.622			
78	T	2.2364	4.1543	4.2444	2.1627	2.0817	4.0997	4.2299	2.2558	25.4649			
	S	211.887	206.139	203.209	203.660	210.601	212.876	196.652	204.624	205.695			
79	T	2.2437	4.1551	4.2685	2.1742	2.0864	4.1122	4.2097	2.2493	25.4991			
	S	211.197	206.099	202.062	202.582	210.127	212.229	197.596	205.215	205.419			
80	T	2.2367	4.2138	4.3200	2.1865	2.0929	4.1709	4.3183	2.2800	25.8191			
	S	211.858	203.228	199.653	201.443	209.474	209.242	192.626	202.452	202.873			
81	T	2.2635	4.1990	4.2984	2.1665	2.0864	4.1737	4.2506	2.2510	25.6891			
	S	209.350	203.945	200.656	203.302	210.127	209.102	195.694	205.060	203.900			
82	T	2.2397	4.1706	4.3951	2.1992	2.1055	4.4080	4.3671	2.2881	26.1733			
	S	211.575	205.333	196.241	200.279	208.221	197.987	190.474	201.735	200.128			
83	T	2.2773	4.2484	4.3629	2.1876	2.0957	4.1619	4.2544	2.2526	25.8408			
	S	208.081	201.573	197.690	201.341	209.195	209.694	195.520	204.915	202.703			
84	T	2.2464	4.1833	4.3615	2.1880	2.0982	4.1685	4.2379	2.2461	25.7299			
	S	210.944	204.710	197.753	201.305	208.945	209.362	196.281	205.508	203.576			
85	T	2.2386	4.2733	4.4153	2.2117	2.1148	4.1978	4.2877	2.2678	26.0070			
	S	211.679	200.399	195.343	199.148	207.305	207.901	194.001	203.541	201.407			
86	T	2.2629	4.1987	4.3227	2.1886	2.1021	4.1892	4.2760	2.2609	25.8011			
	S	209.405	203.959	199.528	201.249	208.558	208.328	194.532	204.162	203.015			
87	T	2.2527	4.2411	4.3910	2.1981	2.1069	4.2099	4.3323	2.2803	26.0123			
	S	210.354	201.920	196.425	200.380	208.083	207.304	192.004	202.426	201.366			
88	T	2.2622	4.2699	4.4321	2.2211	2.1201	4.2573	4.3472	2.2781	26.1880			
	S	209.470	200.558	194.603	198.305	206.787	204.995	191.346	202.621	200.015			
89	T	2.2596	4.2660	4.3912	2.2010	2.1072	4.2810	4.3770	2.2859	26.1689			
	S	209.711	200.742	196.416	200.116	208.053	203.861	190.043	201.930	200.161			
90	T	2.2691	4.2679	4.4195	2.2199	2.1466	4.4945	4.3766	2.2614	26.4555			
	S	208.833	200.652	195.158	198.412	204.234	194.177	190.060	204.117	197.993			
91	T	2.2376	4.3611	4.5280	2.2687	2.1521	4.3467	4.4945	2.3475	26.7362			
	S	211.773	196.364	190.481	194.144	203.712	200.779	185.075	196.631	195.914			
92	T	2.3006	4.4218	4.6049	2.2929	2.1782	4.4634	4.4179	2.2959	26.9756			
	S	205.974	193.669	187.300	192.095	201.271	195.530	188.284	201.050	194.175			
93	T	2.2780	4.4002	4.4973	2.2266	2.1185	4.2894	4.3634	2.2822	26.4556			
	S	208.017	194.619	191.782	197.815	206.943	203.461	190.635	202.257	197.992			
94	T	2.2574	4.2814	4.3817	2.2041	2.1111	4.3488	4.4569	2.3124	26.3538			
	S	209.916	200.020	196.841	199.834	207.669	200.682	186.636	199.616	198.757			
95	T	2.2889	4.2804	4.4451	2.2476	2.1444	4.5079	4.4347	2.3080	26.6570			
	S	207.027	200.066	194.034	195.967	204.444	193.600	187.570	199.996	196.496			

Event: Firestone 600
 Track: Texas Motor Speedway
 Report: Section Data Report
 Session: Race

Round 8
 1.455 mile(s)
 Verizon INDYCAR Series
 June 7, 2014



Section Data for Car 83 - Kimball, Charlie

Lap	T/S	SF to T1	T1 to SS1	SS1 to T2	T2 to BS	BS to T3	T3 to SS2	SS2 to T4	T4 to SF	Lap	PI to PO	PO to SF	SF to PI
96	T	2.2852	4.3003	4.5068	2.2784	2.6168	6.3347			49.6196	26.5843		30.7482
	S	207.362	199.140	191.377	193.317	167.536	137.769			105.563	33.803		152.248
97	T			6.0014	2.7083	2.4295	4.4453	4.2711	2.2634	38.0339		30.3210	
	S			143.716	162.631	180.452	196.326	194.755	203.937	137.719		153.876	
98	T	2.2664	4.1094	4.0670	2.0975	2.0395	3.9897	4.0677	2.2034	24.8406			
	S	209.082	208.391	212.073	209.990	214.959	218.745	204.493	209.490	210.864			
99	T	2.2208	4.0499	4.0402	2.0951	2.0379	3.9917	4.0808	2.2040	24.7204			
	S	213.375	211.453	213.480	210.231	215.128	218.635	203.837	209.433	211.890			
100	T	2.2187	4.0637	4.0645	2.1028	2.0403	4.0132	4.0869	2.2029	24.7930			
	S	213.577	210.735	212.203	209.461	214.875	217.464	203.533	209.538	211.269			
101	T	2.2061	4.1905	4.1790	2.1215	2.0451	4.1522	4.1801	2.2367	25.3112			
	S	214.797	204.358	206.389	207.615	214.370	210.184	198.995	206.371	206.944			
102	T	2.2501	4.1089	4.0987	2.1131	2.0542	4.0229	4.0984	2.2170	24.9633			
	S	210.597	208.417	210.433	208.440	213.421	216.940	202.962	208.205	209.828			
103	T	2.2277	4.0693	4.0896	2.1105	2.0516	4.0125	4.1059	2.2150	24.8821			
	S	212.714	210.445	210.901	208.697	213.691	217.502	202.591	208.393	210.513			
104	T	2.2232	4.1689	4.2741	2.1520	2.0746	4.0690	4.1529	2.2289	25.3436			
	S	213.145	205.417	201.797	204.672	211.322	214.482	200.298	207.094	206.679			
105	T	2.2315	4.1536	4.2405	2.1521	2.0617	4.1780	4.2362	2.2508	25.5044			
	S	212.352	206.174	203.396	204.663	212.644	208.886	196.360	205.079	205.376			
106	T	2.2434	4.1409	4.2056	2.1419	2.0669	4.0969	4.2284	2.2567	25.3807			
	S	211.226	206.806	205.084	205.637	212.109	213.021	196.722	204.542	206.377			
107	T	2.2525	4.1588	4.2277	2.1557	2.0792	4.1130	4.2098	2.2494	25.4461			
	S	210.372	205.916	204.012	204.321	210.855	212.188	197.591	205.206	205.847			
108	T	2.2601	4.1431	4.2224	2.1633	2.0845	4.1026	4.1852	2.2451	25.4063			
	S	209.665	206.696	204.268	203.603	210.319	212.725	198.752	205.599	206.169			
109	T	2.2473	4.1143	4.1528	2.1326	2.0635	4.0878	4.1919	2.2479	25.2381			
	S	210.859	208.143	207.691	206.534	212.459	213.496	198.435	205.343	207.543			
110	T	2.2520	4.1450	4.1913	2.1461	2.0745	4.1037	4.1903	2.2471	25.3500			
	S	210.419	206.602	205.783	205.235	211.332	212.668	198.510	205.416	206.627			
111	T	2.2573	4.1588	4.2330	2.1682	2.0934	4.1417	4.2211	2.2585	25.5320			
	S	209.925	205.916	203.756	203.143	209.424	210.717	197.062	204.379	205.154			
112	T	2.2651	4.1784	4.2544	2.1737	2.0955	4.1385	4.2361	2.2696	25.6113			
	S	209.202	204.950	202.731	202.629	209.215	210.880	196.364	203.380	204.519			
113	T	2.2722	4.1901	4.2520	2.1730	2.0968	4.1421	4.2416	2.2666	25.6344			
	S	208.548	204.378	202.846	202.694	209.085	210.697	196.110	203.649	204.335			
114	T	2.2601	4.1962	4.2421	2.1690	2.0919	4.0991	4.2072	2.2469	25.5125			
	S	209.665	204.081	203.319	203.068	209.575	212.907	197.713	205.435	205.311			

Event: Firestone 600
Track: Texas Motor Speedway
Report: Section Data Report
Session: Race

Round 8
1.455 mile(s)
Verizon INDYCAR Series
June 7, 2014



Section Data for Car 83 - Kimball, Charlie

Lap	T/S	SF to T1	T1 to SS1	SS1 to T2	T2 to BS	BS to T3	T3 to SS2	SS2 to T4	T4 to SF	Lap	PI to PO	PO to SF	SF to PI
115	T	2.2498	4.1562	4.2012	2.1494	2.0741	4.1366	4.2314	2.2584	25.4571			
	S	210.625	206.045	205.298	204.920	211.373	210.977	196.582	204.388	205.758			
116	T	2.2585	4.1754	4.2732	2.1742	2.0960	4.1591	4.2768	2.2736	25.6868			
	S	209.813	205.097	201.839	202.582	209.165	209.836	194.495	203.022	203.918			
117	T	2.2670	4.2041	4.3236	2.2157	2.1258	4.2323	4.3260	2.2953	25.9898			
	S	209.027	203.697	199.487	198.788	206.233	206.206	192.283	201.103	201.541			
118	T	2.2840	4.2500	4.3285	2.2013	2.1167	4.1612	4.2700	2.2757	25.8874			
	S	207.471	201.497	199.261	200.088	207.119	209.730	194.805	202.835	202.338			
119	T	2.2733	4.2329	4.3206	2.1997	2.2300	5.3619	6.6877	3.3436	30.6497			
	S	208.447	202.311	199.625	200.234	196.596	162.765	124.380	138.052	170.899			
120	T	3.3938	6.4426	5.9085	2.9054	3.2821	8.1741	8.6071	3.3630	42.0766			
	S	139.626	132.922	145.976	151.599	133.576	106.767	96.643	137.256	124.487			
121	T	2.9499	5.6628	6.8119	3.9655	3.6908	9.2382	11.5250	5.6944	49.5385			
	S	160.637	151.226	126.617	111.072	118.784	94.469	72.175	81.060	105.736			
122	T	6.4545	10.2047	10.0251	5.0217	4.7414	12.2806	13.6402	5.3966	67.7648			
	S	73.416	83.919	86.034	87.710	92.464	71.066	60.983	85.534	77.297			
123	T	6.1222	10.7889	11.3979	5.3071	5.3959	9.8747	12.5732	5.9255	67.3854			
	S	77.401	79.375	75.672	82.993	81.249	88.380	66.158	77.899	77.732			
124	T	5.5093	10.2809	10.3258	5.3104	5.3153	10.7362	11.2859	6.0703	64.8341			
	S	86.012	83.297	83.529	82.942	82.481	81.288	73.704	76.041	80.791			
125	T	6.2274	10.1638	9.8815	4.1702	3.7477	8.8477	11.9543	4.3492	59.3418			
	S	76.093	84.256	87.284	105.620	116.981	98.639	69.583	106.132	88.268			
126	T	5.4143	10.2870	9.6820	5.1182	5.9271	13.0810	12.6664	5.0675	67.2435			
	S	87.521	83.247	89.083	86.057	73.967	66.717	65.671	91.088	77.896			
127	T	5.0770	11.2106	10.8391	5.1132	5.6187	12.2161	11.5637	5.7128	67.3512			
	S	93.335	76.389	79.573	86.141	78.027	71.441	71.934	80.799	77.771			
128	T	5.5231	10.5365	10.9292	5.7980	5.4115	12.3855	14.4425	5.5710	70.5973			
	S	85.797	81.276	78.917	75.967	81.014	70.464	57.595	82.856	74.195			
129	T	5.5588	10.0662	9.7236	4.9974	4.9832	10.4346	11.4571	5.5344	62.7553			
	S	85.246	85.073	88.702	88.137	87.977	83.638	72.603	83.404	83.467			
130	T	4.4427	6.5580	5.8096	2.6791	2.5059	5.5084			55.0633	27.1649		35.6158
	S	106.661	130.583	148.461	164.404	174.951	158.436			95.127	33.081		131.441
131	T			6.6364	3.3292	3.1841	6.4861	5.7541	2.7899	44.7292		37.0118	
	S			129.965	132.300	137.687	134.553	144.561	165.451	117.105		126.059	
132	T	2.7638	6.2351	5.8459	2.8529	2.6468	5.7288	9.5513	4.8999	40.5245			
	S	171.454	137.346	147.539	154.388	165.637	152.340	87.090	94.204	129.255			
133	T	5.3015	10.3486	11.2929	5.8677	5.9503	9.9434	10.0114	5.6740	64.3898			
	S	89.383	82.752	76.375	75.064	73.678	87.770	83.087	81.352	81.348			

Event: Firestone 600
Track: Texas Motor Speedway
Report: Section Data Report
Session: Race

Round 8
1.455 mile(s)
Verizon INDYCAR Series
June 7, 2014



Section Data for Car 83 - Kimball, Charlie

Lap	T/S	SF to T1	T1 to SS1	SS1 to T2	T2 to BS	BS to T3	T3 to SS2	SS2 to T4	T4 to SF	Lap	PI to PO	PO to SF	SF to PI
134	T	5.9294	8.4026	7.6063	5.0458	3.6048	5.3465	5.4513	2.6603	44.0470			
	S	79.918	101.917	113.393	87.291	121.618	163.233	152.591	173.511	118.918			
135	T	2.5593	4.6956	4.4253	2.1516	2.0589	4.0296	4.0698	2.1794	26.1695			
	S	185.154	182.376	194.902	204.710	212.934	216.579	204.388	211.797	200.157			
136	T	2.1911	4.0840	4.1008	2.0908	2.0214	4.0361	4.2062	2.2084	24.9388			
	S	216.267	209.687	210.325	210.663	216.884	216.230	197.760	209.016	210.034			
137	T	2.2041	4.0533	4.1113	2.1074	2.0372	4.0269	4.1135	2.1946	24.8483			
	S	214.992	211.276	209.788	209.004	215.202	216.724	202.217	210.330	210.799			
138	T	2.1951	4.0512	4.0939	2.0866	2.0153	3.9735	4.0725	2.1779	24.6660			
	S	215.873	211.385	210.679	211.087	217.540	219.637	204.252	211.943	212.357			
139	T	2.1778	4.0253	4.1172	2.1017	2.0280	4.0133	4.1224	2.1854	24.7711			
	S	217.588	212.745	209.487	209.571	216.178	217.459	201.780	211.216	211.456			
140	T	2.1662	4.0866	4.1586	2.1322	2.0582	4.0409	4.1294	2.2232	24.9953			
	S	218.753	209.554	207.402	206.573	213.006	215.973	201.438	207.625	209.559			
141	T	2.2305	4.1029	4.2040	2.1333	2.0565	4.1332	4.2123	2.2332	25.3059			
	S	212.447	208.722	205.162	206.466	213.182	211.151	197.474	206.695	206.987			
142	T	2.2200	4.1223	4.3172	2.1652	2.0867	4.3280	4.3668	2.2680	25.8742			
	S	213.452	207.739	199.782	203.424	210.097	201.647	190.487	203.523	202.441			
143	T	2.2572	4.2197	4.4270	2.1951	2.0996	4.2092	4.2825	2.2638	25.9541			
	S	209.934	202.944	194.827	200.654	208.806	207.338	194.237	203.901	201.818			
144	T	2.2476	4.1104	4.1845	2.1343	2.0565	4.1064	4.1855	2.2286	25.2538			
	S	210.831	208.341	206.118	206.370	213.182	212.529	198.738	207.121	207.414			
145	T	2.2233	4.0915	4.1588	2.1170	2.0385	4.1168	4.2087	2.2426	25.1972			
	S	213.135	209.303	207.392	208.056	215.065	211.992	197.643	205.828	207.880			
146	T	2.2359	4.1046	4.3467	2.1949	2.0996	4.1190	4.1760	2.2271	25.5038			
	S	211.934	208.635	198.426	200.672	208.806	211.878	199.190	207.261	205.381			
147	T	2.2147	4.1523	4.3160	2.1662	2.0782	4.1151	4.2035	2.2332	25.4792			
	S	213.963	206.238	199.838	203.331	210.956	212.079	197.887	206.695	205.579			
148	T	2.2213	4.1251	4.2878	2.1632	2.0773	4.1330	4.2047	2.2368	25.4492			
	S	213.327	207.598	201.152	203.612	211.048	211.161	197.831	206.362	205.822			
149	T	2.2250	4.1126	4.2158	2.1314	2.0528	4.1073	4.2375	2.2401	25.3225			
	S	212.972	208.229	204.588	206.650	213.566	212.482	196.299	206.058	206.852			
150	T	2.2383	4.1427	4.2414	2.1511	2.0680	4.1778	4.2504	2.2505	25.5202			
	S	211.707	206.716	203.353	204.758	211.997	208.896	195.704	205.106	205.249			
151	T	2.2441	4.1690	4.2470	2.1442	2.0716	4.2591	4.3961	2.2900	25.8211			
	S	211.160	205.412	203.085	205.417	211.628	204.909	189.217	201.568	202.857			
152	T	2.2704	4.1619	4.2500	2.1526	2.0729	4.1180	4.2008	2.2309	25.4575			
	S	208.714	205.763	202.941	204.615	211.496	211.930	198.014	206.908	205.755			

Event: Firestone 600
Track: Texas Motor Speedway
Report: Section Data Report
Session: Race

Round 8
1.455 mile(s)
Verizon INDYCAR Series
June 7, 2014



Section Data for Car 83 - Kimball, Charlie

Lap	T/S	SF to T1	T1 to SS1	SS1 to T2	T2 to BS	BS to T3	T3 to SS2	SS2 to T4	T4 to SF	Lap	PI to PO	PO to SF	SF to PI
153	T	2.2225	4.1385	4.3127	2.1750	2.0875	4.1096	4.2138	2.2355	25.4951			
	S	213.212	206.926	199.991	202.508	210.016	212.363	197.403	206.482	205.451			
154	T	2.2275	4.1398	4.2787	2.1833	2.0916	4.1945	4.2557	2.2442	25.6153			
	S	212.733	206.861	201.580	201.738	209.605	208.065	195.460	205.682	204.487			
155	T	2.2322	4.1482	4.2406	2.1446	2.0649	4.1856	4.4119	2.2982	25.7262			
	S	212.285	206.442	203.391	205.378	212.315	208.507	188.540	200.849	203.606			
156	T	2.2738	4.1763	4.2413	2.1448	2.0617	4.1381	4.2519	2.2445	25.5324			
	S	208.402	205.053	203.357	205.359	212.644	210.900	195.634	205.654	205.151			
157	T	2.2254	4.1155	4.2772	2.1736	2.0773	4.1930	4.2897	2.2420	25.5937			
	S	212.934	208.083	201.651	202.638	211.048	208.139	193.911	205.884	204.660			
158	T	2.2234	4.1997	4.3864	2.1963	2.0886	4.2459	4.2797	2.2699	25.8899			
	S	213.126	203.911	196.630	200.544	209.906	205.546	194.364	203.353	202.318			
159	T	2.2655	4.1783	4.2913	2.1694	2.0840	4.2948	4.4207	2.2807	25.9847			
	S	209.165	204.955	200.988	203.031	210.369	203.206	188.164	202.390	201.580			
160	T	2.2742	4.2014	4.3498	2.2025	2.1016	4.1446	4.2155	2.2323	25.7219			
	S	208.365	203.828	198.285	199.979	208.607	210.570	197.324	206.778	203.640			
161	T	2.2168	4.1987	4.3732	2.2079	2.1154	4.2158	4.2952	2.2562	25.8792			
	S	213.760	203.959	197.224	199.490	207.246	207.013	193.662	204.588	202.402			
162	T	2.2524	4.1570	4.2922	2.1765	2.0877	4.1595	4.3170	2.2781	25.7204			
	S	210.382	206.005	200.946	202.368	209.996	209.815	192.684	202.621	203.652			
163	T	2.2575	4.1971	4.3351	2.1966	2.1055	4.1722	4.2901	2.2605	25.8146			
	S	209.906	204.037	198.957	200.517	208.221	209.177	193.892	204.199	202.908			
164	T	2.2380	4.2774	4.4456	2.2163	2.1151	4.2647	4.5353	2.3417	26.4341			
	S	211.735	200.207	194.012	198.734	207.276	204.640	183.410	197.118	198.153			
165	T	2.3065	4.2374	4.3126	2.1767	2.0881	4.1261	4.2954	2.2588	25.8016			
	S	205.447	202.096	199.995	202.350	209.956	211.514	193.653	204.352	203.011			
166	T	2.2446	4.1675	4.3530	2.2117	2.1184	4.2212	4.3070	2.2672	25.8906			
	S	211.113	205.486	198.139	199.148	206.953	206.749	193.132	203.595	202.313			
167	T	2.2577	4.1787	4.3105	2.1817	2.0978	4.1337	4.2812	2.2663	25.7076			
	S	209.888	204.935	200.093	201.886	208.985	211.125	194.296	203.676	203.753			
168	T	2.2640	4.1833	4.3248	2.1869	2.1002	4.1551	4.2924	2.2694	25.7761			
	S	209.304	204.710	199.431	201.406	208.746	210.038	193.789	203.398	203.212			
169	T	2.2614	4.2023	4.3637	2.2020	2.1109	4.2051	4.3711	2.2886	26.0051			
	S	209.544	203.785	197.653	200.025	207.688	207.540	190.300	201.691	201.422			
170	T	2.2706	4.2695	4.4238	2.2230	2.1250	4.2238	4.3329	2.2742	26.1428			
	S	208.695	200.577	194.968	198.135	206.310	206.621	191.977	202.968	200.361			
171	T	2.2696	4.2031	4.3768	2.1985	2.1088	4.1893	4.3266	2.2736	25.9463			
	S	208.787	203.746	197.062	200.343	207.895	208.323	192.257	203.022	201.878			

Event: Firestone 600
Track: Texas Motor Speedway
Report: Section Data Report
Session: Race

Round 8
1.455 mile(s)
Verizon INDYCAR Series
June 7, 2014



Section Data for Car 83 - Kimball, Charlie

Lap	T/S	SF to T1	T1 to SS1	SS1 to T2	T2 to BS	BS to T3	T3 to SS2	SS2 to T4	T4 to SF	Lap	PI to PO	PO to SF	SF to PI
172	T	2.2677	4.2397	4.4510	2.2684	2.4493	6.3290			48.8079	26.5885		29.9371
	S	208.962	201.987	193.777	194.170	178.994	137.893			107.319	33.798		156.373
173	T			6.0360	2.6952	2.4247	4.5190	4.3598	2.2585	38.5826		30.8649	
	S			142.893	163.422	180.810	193.124	190.793	204.379	135.761		151.165	
174	T	2.2557	4.3624	4.3076	2.1607	2.0672	4.1034	4.1612	2.1980	25.6162			
	S	210.074	196.306	200.228	203.848	212.079	212.684	199.899	210.005	204.480			
175	T	2.1806	4.0451	4.1928	2.1423	2.0519	3.9989	4.1370	2.2026	24.9512			
	S	217.309	211.704	205.710	205.599	213.660	218.242	201.068	209.566	209.930			
176	T	2.1964	4.0689	4.1502	2.1386	2.0692	4.0117	4.0763	2.1887	24.9000			
	S	215.746	210.466	207.821	205.955	211.874	217.545	204.062	210.897	210.361			
177	T	2.1982	4.0251	4.1044	2.1142	2.0459	3.9870	4.0800	2.1936	24.7484			
	S	215.569	212.756	210.140	208.332	214.287	218.893	203.877	210.426	211.650			
178	T	2.2056	4.0353	4.1939	2.1467	2.0672	4.0391	4.1261	2.2136	25.0275			
	S	214.846	212.218	205.656	205.178	212.079	216.070	201.599	208.525	209.290			
179	T	2.2138	4.0739	4.1363	2.1133	2.0420	4.0570	4.1497	2.2249	25.0109			
	S	214.050	210.207	208.520	208.420	214.696	215.116	200.453	207.466	209.429			
180	T	2.2330	4.0734	4.1665	2.1326	2.0589	4.0453	4.1491	2.2187	25.0775			
	S	212.209	210.233	207.008	206.534	212.934	215.739	200.482	208.046	208.872			
181	T	2.2215	4.0746	4.1406	2.1194	2.0487	4.0405	4.1401	2.2166	25.0020			
	S	213.308	210.171	208.303	207.820	213.994	215.995	200.917	208.243	209.503			
182	T	2.2196	4.0852	4.1670	2.1283	2.0522	4.0476	4.1489	2.2229	25.0717			
	S	213.491	209.626	206.983	206.951	213.629	215.616	200.491	207.653	208.921			
183	T	2.2210	4.0852	4.1683	2.1408	2.0664	4.0600	4.1636	2.2168	25.1221			
	S	213.356	209.626	206.919	205.743	212.161	214.957	199.783	208.224	208.502			
184	T	2.2189	4.0943	4.2500	2.1703	2.0850	4.1937	4.2103	2.2426	25.4651			
	S	213.558	209.160	202.941	202.946	210.268	208.104	197.567	205.828	205.693			
185	T	2.2524	4.1937	4.2741	2.1602	2.0712	4.1495	4.3450	2.2879	25.7340			
	S	210.382	204.202	201.797	203.895	211.669	210.321	191.443	201.753	203.544			
186	T	2.2823	4.1790	4.2575	2.1543	2.0756	4.0818	4.1732	2.2311	25.4348			
	S	207.625	204.921	202.584	204.454	211.220	213.809	199.324	206.889	205.938			
187	T	2.2357	4.1417	4.2208	2.1405	2.0637	4.0683	4.1931	2.2357	25.2995			
	S	211.953	206.766	204.345	205.772	212.438	214.519	198.378	206.464	207.040			
188	T	2.2410	4.1330	4.2224	2.1449	2.0681	4.1235	4.2926	2.2624	25.4879			
	S	211.452	207.201	204.268	205.350	211.986	211.647	193.780	204.027	205.509			
189	T	2.2562	4.1423	4.2443	2.1486	2.0669	4.1225	4.2353	2.2466	25.4627			
	S	210.027	206.736	203.214	204.996	212.109	211.699	196.401	205.462	205.713			
190	T	2.2451	4.1580	4.2472	2.1506	2.0684	4.1100	4.2255	2.2377	25.4425			
	S	211.066	205.956	203.075	204.805	211.956	212.342	196.857	206.279	205.876			

Event: Firestone 600
Track: Texas Motor Speedway
Report: Section Data Report
Session: Race

Round 8
1.455 mile(s)
Verizon INDYCAR Series
June 7, 2014



Section Data for Car 83 - Kimball, Charlie

Lap	T/S	SF to T1	T1 to SS1	SS1 to T2	T2 to BS	BS to T3	T3 to SS2	SS2 to T4	T4 to SF	Lap	PI to PO	PO to SF	SF to PI
191	T	2.2313	4.1214	4.2545	2.1546	2.0732	4.1046	4.2092	2.2320	25.3808			
	S	212.371	207.785	202.727	204.425	211.465	212.622	197.619	206.806	206.376			
192	T	2.2287	4.1091	4.2593	2.1804	2.0915	4.1345	4.2225	2.2371	25.4631			
	S	212.619	208.407	202.498	202.006	209.615	211.084	196.997	206.334	205.709			
193	T	2.2380	4.1267	4.2588	2.1565	2.0802	4.1585	4.2550	2.2483	25.5220			
	S	211.735	207.518	202.522	204.245	210.753	209.866	195.492	205.307	205.235			
194	T	2.2508	4.1286	4.2305	2.1524	2.0773	4.0903	4.1850	2.2327	25.3476			
	S	210.531	207.422	203.877	204.634	211.048	213.365	198.762	206.741	206.647			
195	T	2.2311	4.1179	4.2201	2.1465	2.0675	4.0582	4.3086	2.2548	25.4047			
	S	212.390	207.961	204.379	205.197	212.048	215.053	193.060	204.715	206.182			
196	T	2.2445	4.0896	4.2792	2.1766	2.0885	4.1322	4.2416	2.2549	25.5071			
	S	211.122	209.400	201.556	202.359	209.916	211.202	196.110	204.706	205.355			
197	T	2.2494	4.1376	4.2608	2.1597	2.0777	4.1452	4.2626	2.2520	25.5450			
	S	210.662	206.971	202.427	203.942	211.007	210.539	195.143	204.969	205.050			
198	T	2.2467	4.2886	4.6895	2.3743	2.2357	4.2803	4.2978	2.2780	26.6909			
	S	210.915	199.684	183.922	185.509	196.095	203.894	193.545	202.630	196.247			
199	T	2.2892	4.1896	4.2877	2.1672	2.0884	4.1011	4.2325	2.2550	25.6107			
	S	207.000	204.402	201.157	203.237	209.926	212.803	196.531	204.697	204.524			
200	T	2.2617	4.1636	4.3002	2.1728	2.0883	4.1408	4.2456	2.2584	25.6314			
	S	209.517	205.679	200.572	202.713	209.936	210.763	195.925	204.388	204.359			
201	T	2.2590	4.1803	4.3080	2.1850	2.0976	4.1187	4.2861	2.2716	25.7063			
	S	209.767	204.857	200.209	201.581	209.005	211.894	194.073	203.201	203.763			
202	T	2.2667	4.2271	4.3561	2.1992	2.1066	4.1767	4.2763	2.2655	25.8742			
	S	209.054	202.589	197.998	200.279	208.112	208.951	194.518	203.748	202.441			
203	T	2.2631	4.1553	4.2825	2.1710	2.0933	4.1367	4.2514	2.2527	25.6060			
	S	209.387	206.089	201.401	202.881	209.434	210.972	195.657	204.906	204.561			
204	T	2.2474	4.1603	4.3517	2.1991	2.1072	4.1396	4.2437	2.2472	25.6962			
	S	210.850	205.842	198.198	200.289	208.053	210.824	196.012	205.407	203.843			
205	T	2.2455	4.1827	4.3271	2.1761	2.0925	4.2235	4.4302	2.3013	25.9789			
	S	211.028	204.739	199.325	202.405	209.514	206.636	187.761	200.578	201.625			
206	T	2.2850	4.1945	4.3105	2.1913	2.1077	4.1666	4.3409	2.2818	25.8783			
	S	207.380	204.163	200.093	201.001	208.004	209.458	191.623	202.292	202.409			
207	T	2.2735	4.2221	4.3609	2.2001	2.1063	4.1547	4.3753	2.2986	25.9915			
	S	208.429	202.829	197.780	200.198	208.142	210.058	190.117	200.814	201.527			
208	T	2.2870	4.2135	4.3524	2.1895	2.1007	4.1519	4.3224	2.2783	25.8957			
	S	207.199	203.243	198.167	201.167	208.697	210.199	192.444	202.603	202.273			
209	T	2.2784	4.1849	4.3033	2.1703	2.0910	4.1725	4.2816	2.2654	25.7474			
	S	207.981	204.632	200.428	202.946	209.665	209.162	194.277	203.757	203.438			

Event: Firestone 600
Track: Texas Motor Speedway
Report: Section Data Report
Session: Race

Round 8
1.455 mile(s)
Verizon INDYCAR Series
June 7, 2014



Section Data for Car 83 - Kimball, Charlie

Lap	T/S	SF to T1	T1 to SS1	SS1 to T2	T2 to BS	BS to T3	T3 to SS2	SS2 to T4	T4 to SF	Lap	PI to PO	PO to SF	SF to PI
210	T	2.2619	4.2424	4.4322	2.2154	2.1098	4.1918	4.2781	2.2509	25.9825			
	S	209.498	201.858	194.599	198.815	207.797	208.199	194.436	205.069	201.597			
211	T	2.2456	4.2032	4.4334	2.2329	2.6752	6.6761			49.8639	26.6962		30.8806
	S	211.019	203.741	194.546	197.257	163.879	130.724			105.046	33.662		151.596
212	T			6.0033	2.7101	2.4319	4.4261	4.2449	2.2608	38.1017		30.3888	
	S			143.671	162.523	180.274	197.177	195.957	204.171	137.474		153.533	
213	T	2.2663	4.2386	4.1756	2.1179	2.0485	3.9793	4.0580	2.1978	25.0820			
	S	209.091	202.039	206.557	207.968	214.015	219.317	204.982	210.024	208.835			
214	T	2.2144	4.0385	4.0458	2.0850	2.0269	3.9540	4.0241	2.1711	24.5598			
	S	213.992	212.050	213.184	211.249	216.295	220.720	206.709	212.607	213.275			
215	T	2.1846	4.0310	4.0810	2.0884	2.0242	4.1032	4.1491	2.2066	24.8681			
	S	216.911	212.444	211.345	210.905	216.584	212.694	200.482	209.186	210.631			
216	T	2.2078	4.0606	4.1442	2.1117	2.0383	4.0180	4.1546	2.2190	24.9542			
	S	214.632	210.896	208.122	208.578	215.086	217.204	200.216	208.018	209.905			
217	T	2.2179	4.0730	4.1305	2.1079	2.0387	4.0264	4.1469	2.2189	24.9602			
	S	213.654	210.254	208.812	208.954	215.043	216.751	200.588	208.027	209.854			
218	T	2.2261	4.0956	4.1505	2.1232	2.0491	4.0344	4.1251	2.2144	25.0184			
	S	212.867	209.094	207.806	207.448	213.952	216.321	201.648	208.450	209.366			
219	T	2.2155	4.0582	4.1074	2.1118	2.0418	4.0103	4.1122	2.2148	24.8720			
	S	213.886	211.021	209.987	208.568	214.717	217.621	202.281	208.412	210.598			
220	T	2.2191	4.0823	4.1689	2.1417	2.0638	4.0603	4.1454	2.2326	25.1141			
	S	213.539	209.775	206.889	205.657	212.428	214.942	200.661	206.750	208.568			
221	T	2.2351	4.1071	4.1563	2.1303	2.0571	4.0555	4.1595	2.2337	25.1346			
	S	212.010	208.508	207.516	206.757	213.120	215.196	199.980	206.649	208.398			
222	T	2.2417	4.1320	4.1762	2.1341	2.0628	4.0704	4.1497	2.2318	25.1987			
	S	211.386	207.252	206.527	206.389	212.531	214.408	200.453	206.824	207.868			
223	T	2.2383	4.1263	4.1793	2.1352	2.0637	4.0587	4.1452	2.2242	25.1709			
	S	211.707	207.538	206.374	206.283	212.438	215.026	200.670	207.531	208.097			
224	T	2.2393	4.0955	4.1446	2.1262	2.0566	4.0226	4.1267	2.2257	25.0372			
	S	211.612	209.099	208.102	207.156	213.172	216.956	201.570	207.391	209.209			
225	T	2.2375	4.0998	4.1359	2.1223	2.0560	4.0528	4.1242	2.2220	25.0505			
	S	211.783	208.879	208.540	207.536	213.234	215.339	201.692	207.737	209.098			
226	T	2.2383	4.0901	4.1403	2.1205	2.0528	4.0714	4.1534	2.2326	25.0994			
	S	211.707	209.375	208.318	207.713	213.566	214.356	200.274	206.750	208.690			
227	T	2.2338	4.2219	4.4515	2.2338	2.1306	4.1872	4.2240	2.2621	25.9449			
	S	212.133	202.838	193.755	197.177	205.768	208.427	196.927	204.054	201.889			
228	T	2.2678	4.1914	4.2633	2.1753	2.0929	4.0877	4.1823	2.2431	25.5038			
	S	208.953	204.314	202.308	202.480	209.474	213.501	198.890	205.783	205.381			

Event: Firestone 600
Track: Texas Motor Speedway
Report: Section Data Report
Session: Race

Round 8
1.455 mile(s)
Verizon INDYCAR Series
June 7, 2014



Section Data for Car 83 - Kimball, Charlie

Lap	T/S	SF to T1	T1 to SS1	SS1 to T2	T2 to BS	BS to T3	T3 to SS2	SS2 to T4	T4 to SF	Lap	PI to PO	PO to SF	SF to PI
229	T	2.2487	4.1446	4.2574	2.1646	2.1008	4.1334	4.2015	2.2443	25.4953			
	S	210.728	206.622	202.588	203.481	208.687	211.140	197.981	205.673	205.450			
230	T	2.2505	4.1751	4.2617	2.1622	2.0833	4.1143	4.1874	2.2394	25.4739			
	S	210.559	205.112	202.384	203.707	210.440	212.120	198.648	206.123	205.622			
231	T	2.2500	4.1319	4.2103	2.1368	2.0586	4.1392	4.2333	2.2501	25.4102			
	S	210.606	207.257	204.855	206.128	212.965	210.844	196.494	205.142	206.138			
232	T	2.2546	4.2185	4.3223	2.1798	2.0909	4.1348	4.2255	2.2409	25.6673			
	S	210.176	203.002	199.547	202.062	209.675	211.069	196.857	205.985	204.073			
233	T	2.2415	4.1693	4.2981	2.1826	2.1031	4.2350	4.3226	2.2687	25.8209			
	S	211.405	205.397	200.670	201.803	208.459	206.075	192.435	203.461	202.859			
234	T	2.2442	4.1879	4.2961	2.1838	2.1057	4.1672	4.2429	2.2464	25.6742			
	S	211.150	204.485	200.763	201.692	208.201	209.428	196.049	205.480	204.018			
235	T	2.2388	4.2090	4.3148	2.1748	2.0802	4.1894	4.3018	2.2720	25.7808			
	S	211.660	203.460	199.893	202.526	210.753	208.318	193.365	203.165	203.174			
236	T	2.2769	4.2072	4.2749	2.1631	2.0850	4.1188	4.2259	2.2553	25.6071			
	S	208.118	203.547	201.759	203.622	210.268	211.889	196.838	204.669	204.553			
237	T	2.2579	4.1818	4.2912	2.1814	2.1107	4.2179	4.3248	2.2826	25.8483			
	S	209.869	204.783	200.993	201.914	207.708	206.910	192.337	202.222	202.644			
238	T	2.2714	4.2079	4.4073	2.2121	2.1148	4.1972	4.3456	2.2836	26.0399			
	S	208.622	203.513	195.698	199.111	207.305	207.931	191.416	202.133	201.153			
239	T	2.2814	4.2691	4.3112	2.1757	2.0962	4.1282	4.2843	2.2651	25.8112			
	S	207.707	200.596	200.060	202.443	209.145	211.406	194.155	203.784	202.935			
240	T	2.2619	4.1960	4.3998	2.3980	2.3309	4.6622	5.2964	3.2655	28.8107			
	S	209.498	204.090	196.032	183.676	188.086	187.192	157.054	141.354	181.807			
241	T	3.1729	6.3539	7.6452	3.7580	3.4062	6.3232	6.5415	3.2698	40.4707			
	S	149.347	134.778	112.816	117.205	128.709	138.020	127.160	141.168	129.427			
242	T	3.3372	6.1518	7.5141	3.7374	3.2527	5.4960	5.6176	2.8241	37.9309			
	S	141.994	139.205	114.784	117.851	134.783	158.793	148.074	163.447	138.093			
243	T	2.6834	5.7182	10.6073	4.8686	4.0852	9.7707			86.3773	41.6777		52.4012
	S	176.591	149.761	81.312	90.468	107.316	89.321			60.641	21.562		89.337
244	T			5.8073	2.6234	2.3887	4.5320	4.8768	2.5691	38.8504		31.1488	
	S			148.520	167.895	183.535	192.570	170.566	179.670	134.825		149.787	
245	T	3.0706	10.9918	9.8930	5.3455	5.6169	7.5229	8.2774	2.9913	53.7094			
	S	154.323	77.909	87.183	82.397	78.052	116.009	100.493	154.311	97.525			
246	T	2.6903	4.5553	4.4679	2.1997	2.1128	4.4957	4.3881	2.2540	27.1638			
	S	176.138	187.993	193.044	200.234	207.501	194.125	189.562	204.787	192.830			
247	T	2.2502	4.3884	4.3964	2.1896	2.0836	4.2518	4.1839	2.2258	25.9697			
	S	210.587	195.143	196.183	201.158	210.409	205.261	198.814	207.382	201.697			

Event: Firestone 600
Track: Texas Motor Speedway
Report: Section Data Report
Session: Race

Round 8
1.455 mile(s)
Verizon INDYCAR Series
June 7, 2014



Section Data for Car 83 - Kimball, Charlie

Lap	T/S	SF to T1	T1 to SS1	SS1 to T2	T2 to BS	BS to T3	T3 to SS2	SS2 to T4	T4 to SF	Lap	PI to PO	PO to SF	SF to PI
248	T	2.3521	5.2461	6.9615									
	S	201.464	163.238	123.896									

Event: Firestone 600
 Track: Texas Motor Speedway
 Report: Section Data Report
 Session: Race

Round 8
 1.455 mile(s)
 Verizon INDYCAR Series
 June 7, 2014



Section Data for Car 9 - Dixon, Scott

Lap	T/S	SF to T1	T1 to SS1	SS1 to T2	T2 to BS	BS to T3	T3 to SS2	SS2 to T4	T4 to SF	Lap	PI to PO	PO to SF	SF to PI
1	T	2.7535	4.6196	4.3149	2.1606	2.0822	4.1812	4.1389	2.1891	26.4400		84.5961	
	S	172.095	185.376	199.889	203.858	210.551	208.727	200.976	210.859	198.109		55.152	
2	T	2.1715	4.1390	4.2319	2.1368	2.0444	4.0329	4.0906	2.1741	25.0212			
	S	218.219	206.901	203.809	206.128	214.444	216.402	203.349	212.314	209.342			
3	T	2.1727	3.9601	3.9997	2.0880	2.0210	3.9873	4.0952	2.1812	24.5052			
	S	218.099	216.248	215.641	210.946	216.927	218.877	203.120	211.622	213.751			
4	T	2.1729	4.0012	4.0762	2.0891	2.0258	4.0290	4.0895	2.1736	24.6573			
	S	218.079	214.027	211.594	210.835	216.413	216.611	203.403	212.362	212.432			
5	T	2.1834	4.0074	4.0672	2.0710	2.0012	3.9824	4.7820	3.2033	26.2979			
	S	217.030	213.696	212.062	212.677	219.073	219.146	173.948	144.099	199.179			
6	T	3.3856	6.7066	9.4078	7.1119	5.8075	10.2876	10.8034	5.5067	59.0171			
	S	139.964	127.690	91.679	61.932	75.490	84.833	76.996	83.824	88.754			
7	T	5.7671	10.6708	10.5807	5.5874	5.4290	9.7404	10.0933	5.5129	63.3816			
	S	82.167	80.253	81.516	78.830	80.753	89.599	82.413	83.729	82.642			
8	T	5.5445	10.7493	9.6971	4.2486	3.9104	8.1790	8.9500	4.8197	56.0986			
	S	85.466	79.667	88.944	103.671	112.114	106.703	92.941	95.772	93.371			
9	T	4.9733	9.3972	9.1720	4.6996	4.6337	9.3882	8.8400	4.7354	55.8394			
	S	95.282	91.130	94.036	93.722	94.613	92.960	94.097	97.477	93.805			
10	T	5.1633	9.6332	9.0547	4.5617	4.3890	8.2674	8.5918	4.8369	54.4980			
	S	91.775	88.897	95.254	96.555	99.888	105.562	96.815	95.431	96.114			
11	T	5.0256	9.6898	8.7077	4.2811	4.1623	8.3742	7.1798	2.8932	50.3137			
	S	94.290	88.378	99.050	102.883	105.329	104.216	115.855	159.543	104.107			
12	T	2.6423	4.6451	4.3662	2.1682	2.0814	4.1329	4.1225	2.1966	26.3552			
	S	179.338	184.358	197.540	203.143	210.632	211.166	201.775	210.139	198.746			
13	T	2.1922	4.1528	4.2380	2.1413	2.0693	4.1113	4.1305	2.2064	25.2418			
	S	216.159	206.214	203.516	205.695	211.863	212.275	201.384	209.205	207.513			
14	T	2.2099	4.0180	4.0883	2.0970	2.0416	4.0855	4.1426	2.2005	24.8834			
	S	214.428	213.132	210.968	210.040	214.738	213.616	200.796	209.766	210.502			
15	T	2.1923	4.0651	4.2979	2.1545	2.0727	4.0474	4.0813	2.1750	25.0862			
	S	216.149	210.662	200.679	204.435	211.516	215.627	203.812	212.226	208.800			
16	T	2.1879	4.0263	4.1098	2.1241	2.0518	4.0195	4.2042	2.2467	24.9703			
	S	216.584	212.692	209.864	207.361	213.670	217.123	197.854	205.453	209.769			
17	T	2.2493	4.1049	4.1039	2.0889	2.0254	3.9965	4.2607	2.2820	25.1116			
	S	210.672	208.620	210.166	210.855	216.456	218.373	195.230	202.275	208.589			
18	T	2.2660	4.1259	4.1310	2.1085	2.0352	4.0162	4.0943	2.1755	24.9526			
	S	209.119	207.558	208.787	208.895	215.413	217.302	203.165	212.177	209.918			
19	T	2.1784	4.0172	4.2293	2.1374	2.0609	4.0605	4.1221	2.1929	24.9987			
	S	217.528	213.174	203.934	206.070	212.727	214.931	201.795	210.493	209.531			

Event: Firestone 600
Track: Texas Motor Speedway
Report: Section Data Report
Session: Race

Round 8
1.455 mile(s)
Verizon INDYCAR Series
June 7, 2014



Section Data for Car 9 - Dixon, Scott

Lap	T/S	SF to T1	T1 to SS1	SS1 to T2	T2 to BS	BS to T3	T3 to SS2	SS2 to T4	T4 to SF	Lap	PI to PO	PO to SF	SF to PI
20	T	2.2078	4.0880	4.1657	2.1344	2.0610	4.0564	4.1157	2.1953	25.0243			
	S	214.632	209.482	207.048	206.360	212.717	215.148	202.109	210.263	209.317			
21	T	2.2020	4.0739	4.1792	2.1445	2.0696	4.0583	4.1180	2.1887	25.0342			
	S	215.197	210.207	206.379	205.388	211.833	215.048	201.996	210.897	209.234			
22	T	2.1928	4.0582	4.2203	2.1624	2.0861	4.1151	4.1581	2.2162	25.2092			
	S	216.100	211.021	204.369	203.688	210.157	212.079	200.048	208.280	207.781			
23	T	2.2253	4.1209	4.2271	2.1643	2.0861	4.1097	4.1637	2.2151	25.3122			
	S	212.944	207.810	204.041	203.509	210.157	212.358	199.779	208.384	206.936			
24	T	2.2306	4.1314	4.2395	2.1595	2.0861	4.1126	4.2123	2.2524	25.4244			
	S	212.438	207.282	203.444	203.961	210.157	212.208	197.474	204.933	206.023			
25	T	2.2606	4.1432	4.2507	2.1690	2.0928	4.0529	4.1414	2.2260	25.3366			
	S	209.619	206.691	202.908	203.068	209.484	215.334	200.854	207.363	206.736			
26	T	2.2400	4.1243	4.2092	2.1519	2.0766	4.0382	4.1753	2.2506	25.2661			
	S	211.546	207.639	204.908	204.682	211.119	216.118	199.224	205.097	207.313			
27	T	2.2521	4.1678	4.3010	2.1879	2.1008	4.1152	4.2056	2.2437	25.5741			
	S	210.410	205.471	200.535	201.314	208.687	212.074	197.788	205.728	204.817			
28	T	2.2571	4.1502	4.2674	2.1715	2.0919	4.0863	4.2126	2.2464	25.4834			
	S	209.944	206.343	202.114	202.834	209.575	213.574	197.460	205.480	205.546			
29	T	2.2592	4.1413	4.2701	2.1737	2.0923	4.0896	4.1778	2.2339	25.4379			
	S	209.748	206.786	201.986	202.629	209.535	213.402	199.104	206.630	205.913			
30	T	2.2393	4.1301	4.2522	2.1679	2.0903	4.1046	4.2069	2.2378	25.4291			
	S	211.612	207.347	202.836	203.171	209.735	212.622	197.727	206.270	205.984			
31	T	2.2465	4.1442	4.2444	2.1646	2.0900	4.1069	4.2045	2.2410	25.4421			
	S	210.934	206.641	203.209	203.481	209.765	212.503	197.840	205.975	205.879			
32	T	2.2513	4.1452	4.3005	2.1878	2.1036	4.1291	4.2099	2.2451	25.5725			
	S	210.484	206.592	200.558	201.323	208.409	211.360	197.586	205.599	204.829			
33	T	2.2564	4.1612	4.3038	2.1878	2.1027	4.1323	4.2414	2.2574	25.6430			
	S	210.009	205.797	200.404	201.323	208.498	211.196	196.119	204.479	204.266			
34	T	2.2593	4.1709	4.2642	2.1613	2.0867	4.1033	4.1946	2.2360	25.4763			
	S	209.739	205.319	202.265	203.791	210.097	212.689	198.307	206.436	205.603			
35	T	2.2452	4.2167	4.3456	2.1941	2.1053	4.1526	4.2336	2.2477	25.7408			
	S	211.056	203.089	198.477	200.745	208.241	210.164	196.480	205.361	203.490			
36	T	2.2552	4.2115	4.3319	2.1870	2.1008	4.1284	4.2171	2.2435	25.6754			
	S	210.120	203.339	199.104	201.397	208.687	211.396	197.249	205.746	204.009			
37	T	2.2509	4.2095	4.3442	2.1879	2.1005	4.1401	4.2216	2.2450	25.6997			
	S	210.522	203.436	198.541	201.314	208.717	210.799	197.039	205.608	203.816			
38	T	2.2511	4.2452	4.4339	2.2202	2.1183	4.1546	4.3001	2.2668	25.9902			
	S	210.503	201.725	194.524	198.385	206.963	210.063	193.442	203.631	201.538			

Event: Firestone 600
 Track: Texas Motor Speedway
 Report: Section Data Report
 Session: Race

Round 8
 1.455 mile(s)
 Verizon INDYCAR Series
 June 7, 2014



Section Data for Car 9 - Dixon, Scott

Lap	T/S	SF to T1	T1 to SS1	SS1 to T2	T2 to BS	BS to T3	T3 to SS2	SS2 to T4	T4 to SF	Lap	PI to PO	PO to SF	SF to PI
39	T	2.2654	4.2571	4.3714	2.1962	2.1046	4.1824	4.3578	2.2814	26.0163			
	S	209.174	201.161	197.305	200.553	208.310	208.667	190.880	202.328	201.335			
40	T	2.2693	4.2432	4.3822	2.1985	2.1089	4.1970	4.3258	2.2764	26.0013			
	S	208.815	201.820	196.819	200.343	207.885	207.941	192.292	202.772	201.451			
41	T	2.2653	4.2535	4.4100	2.2143	2.1177	4.2091	4.3169	2.2713	26.0581			
	S	209.184	201.332	195.578	198.914	207.021	207.343	192.689	203.228	201.012			
42	T	2.2693	4.2500	4.4058	2.2076	2.1075	4.2252	4.3606	2.2914	26.1174			
	S	208.815	201.497	195.765	199.517	208.023	206.553	190.758	201.445	200.556			
43	T	2.2819	4.2600	4.4496	2.2323	2.1248	4.2388	4.3088	2.2635	26.1597			
	S	207.662	201.024	193.838	197.310	206.330	205.890	193.051	203.928	200.232			
44	T	2.2579	4.2799	4.5277	2.2853	2.1640	4.2704	4.3612	2.2857	26.4321			
	S	209.869	200.090	190.494	192.734	202.592	204.367	190.731	201.947	198.168			
45	T	2.2755	4.2393	4.3785	2.2025	2.1051	4.2328	4.3616	2.2861	26.0814			
	S	208.246	202.006	196.985	199.979	208.260	206.182	190.714	201.912	200.833			
46	T	2.2707	4.4085	4.4698	2.2264	2.1164	4.3932	4.4067	2.3044	26.5961			
	S	208.686	194.253	192.962	197.833	207.149	198.654	188.762	200.309	196.946			
47	T	2.2862	4.3130	4.5801	2.2790	2.1578	4.2511	4.2698	2.2537	26.3907			
	S	207.271	198.554	188.315	193.267	203.174	205.294	194.814	204.815	198.479			
48	T	2.2406	4.4826	4.5650	2.2687	2.1514	4.3098	4.4149	2.3062	26.7392			
	S	211.490	191.042	188.938	194.144	203.779	202.498	188.412	200.152	195.892			
49	T	2.2825	4.3441	4.5460	2.2633	2.1474	4.3198	4.3441	2.2806	26.5278			
	S	207.607	197.133	189.727	194.607	204.158	202.030	191.482	202.399	197.453			
50	T	2.2681	4.3496	4.5364	2.2525	2.1361	4.3696	4.4261	2.3055	26.6439			
	S	208.925	196.883	190.129	195.540	205.238	199.727	187.935	200.213	196.593			
51	T	2.2795	4.4890	4.6291	2.2857	2.1575	4.4425	4.4257	2.3090	27.0180			
	S	207.881	190.769	186.321	192.700	203.202	196.450	187.952	199.909	193.871			
52	T	2.3639	4.5090	4.7104	2.3199	2.1957	4.3487	4.4088	2.3081	27.1645			
	S	200.458	189.923	183.105	189.859	199.667	200.687	188.672	199.987	192.825			
53	T	2.2841	4.3148	4.5052	2.2447	2.1409	4.2903	4.3492	2.2949	26.4241			
	S	207.462	198.471	191.445	196.220	204.778	203.419	191.258	201.138	198.228			
54	T	2.2867	4.2883	4.5555	2.3008	2.5989	6.3375			49.4116	26.5257		30.5935
	S	207.226	199.698	189.332	191.435	168.690	137.708			106.007	33.878		153.018
55	T			5.6747	2.6203	2.3877	4.3879	4.2528	2.2557	37.4486		29.7410	
	S			151.990	168.093	183.611	198.894	195.593	204.633	139.872		156.877	
56	T	2.2455	4.0751	4.0570	2.0912	2.0309	3.9537	4.0485	2.1860	24.6879			
	S	211.028	210.145	212.596	210.623	215.869	220.737	205.463	211.158	212.169			
57	T	2.1933	4.1181	4.1546	2.1214	2.0500	3.9816	4.0555	2.1846	24.8591			
	S	216.051	207.951	207.601	207.624	213.858	219.190	205.109	211.293	210.708			

Event: Firestone 600
Track: Texas Motor Speedway
Report: Section Data Report
Session: Race

Round 8
1.455 mile(s)
Verizon INDYCAR Series
June 7, 2014



Section Data for Car 9 - Dixon, Scott

Lap	T/S	SF to T1	T1 to SS1	SS1 to T2	T2 to BS	BS to T3	T3 to SS2	SS2 to T4	T4 to SF	Lap	PI to PO	PO to SF	SF to PI
58	T	2.1923	4.0126	4.0668	2.0921	2.0292	3.9524	4.0414	2.1758	24.5626			
	S	216.149	213.419	212.083	210.532	216.050	220.809	205.824	212.148	213.251			
59	T	2.1848	4.0247	4.0517	2.0663	2.0023	4.1026	4.1630	2.2217	24.8171			
	S	216.891	212.777	212.874	213.161	218.953	212.725	199.812	207.765	211.064			
60	T	2.2131	4.0449	4.0534	2.0872	2.0214	4.0116	4.2799	2.2733	24.9848			
	S	214.118	211.714	212.784	211.027	216.884	217.551	194.355	203.049	209.647			
61	T	2.2651	4.1134	4.0768	2.0877	2.0214	4.1008	4.1651	2.2343	25.0646			
	S	209.202	208.189	211.563	210.976	216.884	212.819	199.711	206.593	208.980			
62	T	2.3153	4.3008	4.2773	2.1605	2.0774	4.0680	4.1482	2.2261	25.5736			
	S	204.666	199.117	201.646	203.867	211.037	214.535	200.525	207.354	204.821			
63	T	2.2233	4.0726	4.1185	2.1025	2.0395	4.0904	4.1427	2.2086	24.9981			
	S	213.135	210.274	209.421	209.491	214.959	213.360	200.791	208.997	209.536			
64	T	2.2191	4.0891	4.2065	2.1334	2.0620	4.0120	4.1032	2.2165	25.0418			
	S	213.539	209.426	205.040	206.457	212.614	217.529	202.724	208.252	209.170			
65	T	2.2264	4.0651	4.1276	2.1155	2.0460	4.0165	4.1184	2.2227	24.9382			
	S	212.838	210.662	208.959	208.204	214.276	217.286	201.976	207.671	210.039			
66	T	2.2196	4.1149	4.1870	2.1361	2.0596	4.0254	4.1360	2.2222	25.1008			
	S	213.491	208.113	205.995	206.196	212.861	216.805	201.117	207.718	208.679			
67	T	2.2314	4.0960	4.2170	2.1467	2.0663	4.0757	4.1803	2.2374	25.2508			
	S	212.362	209.073	204.529	205.178	212.171	214.129	198.985	206.307	207.439			
68	T	2.2362	4.0982	4.1771	2.1345	2.0581	4.0628	4.1548	2.2247	25.1464			
	S	211.906	208.961	206.483	206.350	213.016	214.809	200.207	207.485	208.300			
69	T	2.2301	4.0943	4.2386	2.1551	2.0749	4.0553	4.1403	2.2262	25.2148			
	S	212.485	209.160	203.487	204.378	211.292	215.207	200.908	207.345	207.735			
70	T	2.2301	4.1266	4.2441	2.1543	2.0764	4.0581	4.1545	2.2283	25.2724			
	S	212.485	207.523	203.223	204.454	211.139	215.058	200.221	207.149	207.262			
71	T	2.2274	4.1104	4.2495	2.1576	2.0781	4.0784	4.1753	2.2398	25.3165			
	S	212.743	208.341	202.965	204.141	210.966	213.988	199.224	206.086	206.901			
72	T	2.2392	4.1254	4.2141	2.1475	2.0718	4.1197	4.2210	2.2458	25.3845			
	S	211.622	207.583	204.670	205.101	211.608	211.842	197.067	205.535	206.346			
73	T	2.2449	4.1068	4.2754	2.1741	2.0904	4.0862	4.1698	2.2369	25.3845			
	S	211.085	208.523	201.736	202.592	209.725	213.579	199.486	206.353	206.346			
74	T	2.2380	4.1594	4.3100	2.1829	2.0931	4.0842	4.1768	2.2327	25.4771			
	S	211.735	205.886	200.116	201.775	209.454	213.684	199.152	206.741	205.596			
75	T	2.2309	4.1361	4.2845	2.1641	2.0825	4.0794	4.1707	2.2395	25.3877			
	S	212.409	207.046	201.307	203.528	210.521	213.935	199.443	206.113	206.320			
76	T	2.2391	4.1426	4.3078	2.1743	2.0907	4.1409	4.2302	2.2531	25.5787			
	S	211.631	206.721	200.218	202.573	209.695	210.758	196.638	204.869	204.780			

Event: Firestone 600
Track: Texas Motor Speedway
Report: Section Data Report
Session: Race

Round 8
1.455 mile(s)
Verizon INDYCAR Series
June 7, 2014



Section Data for Car 9 - Dixon, Scott

Lap	T/S	SF to T1	T1 to SS1	SS1 to T2	T2 to BS	BS to T3	T3 to SS2	SS2 to T4	T4 to SF	Lap	PI to PO	PO to SF	SF to PI
77	T	2.2506	4.1425	4.2777	2.1688	2.0903	4.1218	4.2158	2.2474	25.5149			
	S	210.550	206.726	201.627	203.087	209.735	211.735	197.310	205.389	205.292			
78	T	2.2525	4.1304	4.3147	2.1838	2.0978	4.1530	4.2093	2.2471	25.5886			
	S	210.372	207.332	199.898	201.692	208.985	210.144	197.614	205.416	204.701			
79	T	2.2481	4.1602	4.3545	2.2012	2.1116	4.1489	4.2324	2.2506	25.7075			
	S	210.784	205.847	198.071	200.097	207.619	210.351	196.536	205.097	203.754			
80	T	2.2556	4.1613	4.3578	2.2003	2.1070	4.1441	4.2471	2.2556	25.7288			
	S	210.083	205.792	197.921	200.179	208.073	210.595	195.856	204.642	203.585			
81	T	2.2536	4.1951	4.3397	2.1893	2.1041	4.1630	4.2302	2.2474	25.7224			
	S	210.270	204.134	198.746	201.185	208.359	209.639	196.638	205.389	203.636			
82	T	2.2483	4.1554	4.3669	2.2039	2.1090	4.1719	4.2732	2.2624	25.7910			
	S	210.765	206.085	197.509	199.852	207.875	209.192	194.659	204.027	203.094			
83	T	2.2636	4.1814	4.3493	2.1858	2.0969	4.1888	4.2375	2.2488	25.7521			
	S	209.341	204.803	198.308	201.507	209.075	208.348	196.299	205.261	203.401			
84	T	2.2473	4.1653	4.3614	2.1955	2.0996	4.1493	4.2387	2.2495	25.7066			
	S	210.859	205.595	197.758	200.617	208.806	210.331	196.244	205.197	203.761			
85	T	2.2365	4.2547	4.4800	2.2275	2.1187	4.2329	4.2740	2.2542	26.0785			
	S	211.877	201.275	192.522	197.735	206.924	206.177	194.623	204.769	200.855			
86	T	2.2382	4.3141	4.3853	2.2040	2.1053	4.2627	4.3156	2.2669	26.0921			
	S	211.716	198.503	196.680	199.843	208.241	204.736	192.747	203.622	200.750			
87	T	2.2562	4.2935	4.4129	2.2020	2.1628	4.5944	4.5061	2.3401	26.7680			
	S	210.027	199.456	195.450	200.025	202.704	189.955	184.598	197.253	195.681			
88	T	2.2963	4.4304	4.5428	2.2584	2.1464	4.2297	4.2903	2.2672	26.4615			
	S	206.360	193.293	189.861	195.029	204.253	206.333	193.883	203.595	197.948			
89	T	2.2635	4.1985	4.3670	2.1996	2.1110	4.2899	4.3614	2.2808	26.0717			
	S	209.350	203.969	197.504	200.243	207.678	203.438	190.723	202.381	200.907			
90	T	2.2658	4.2724	4.3885	2.2026	2.1050	4.2084	4.2688	2.2556	25.9671			
	S	209.137	200.441	196.536	199.970	208.270	207.377	194.860	204.642	201.717			
91	T	2.2478	4.1854	4.3640	2.2002	2.1032	4.2015	4.2796	2.2613	25.8430			
	S	210.812	204.607	197.640	200.188	208.449	207.718	194.368	204.126	202.685			
92	T	2.2533	4.1961	4.3926	2.1983	2.1044	4.2047	4.2823	2.2563	25.8880			
	S	210.298	204.086	196.353	200.361	208.330	207.560	194.246	204.579	202.333			
93	T	2.2465	4.1961	4.4351	2.2109	2.1105	4.3083	4.3247	2.2660	26.0981			
	S	210.934	204.086	194.471	199.220	207.728	202.569	192.341	203.703	200.704			
94	T	2.2530	4.3269	4.5043	2.2393	2.5861	6.1390			47.5665	25.2862		29.9926
	S	210.326	197.916	191.484	196.693	169.525	142.161			110.120	35.539		156.084
95	T			5.4412	2.5571	2.3465	4.3318	4.2231	2.2391	36.8330		29.1207	
	S			158.513	172.248	186.835	201.470	196.969	206.150	142.209		160.219	

Event: Firestone 600
 Track: Texas Motor Speedway
 Report: Section Data Report
 Session: Race

Round 8
 1.455 mile(s)
 Verizon INDYCAR Series
 June 7, 2014



Section Data for Car 9 - Dixon, Scott

Lap	T/S	SF to T1	T1 to SS1	SS1 to T2	T2 to BS	BS to T3	T3 to SS2	SS2 to T4	T4 to SF	Lap	PI to PO	PO to SF	SF to PI
96	T	2.2543	4.1015	4.0662	2.0992	2.0415	3.9857	4.0732	2.1912	24.8128			
	S	210.204	208.793	212.115	209.820	214.749	218.965	204.217	210.657	211.101			
97	T	2.2080	4.0572	4.0513	2.0916	2.0329	3.9682	4.0595	2.1895	24.6582			
	S	214.612	211.073	212.895	210.583	215.657	219.930	204.907	210.820	212.424			
98	T	2.2034	4.0399	4.0378	2.0910	2.0327	3.9690	4.0593	2.1932	24.6263			
	S	215.060	211.976	213.606	210.643	215.678	219.886	204.917	210.465	212.699			
99	T	2.1985	4.0301	4.0425	2.0856	2.0253	3.9548	4.0584	2.1792	24.5744			
	S	215.540	212.492	213.358	211.188	216.466	220.675	204.962	211.817	213.149			
100	T	2.1896	3.9883	4.1851	2.1684	2.0796	4.1131	4.1341	2.1950	25.0532			
	S	216.416	214.719	206.088	203.124	210.814	212.182	201.209	210.292	209.075			
101	T	2.2022	4.0262	4.1043	2.1169	2.0453	3.9920	4.0799	2.1898	24.7566			
	S	215.177	212.698	210.145	208.066	214.350	218.619	203.882	210.791	211.580			
102	T	2.2015	4.0483	4.0912	2.0876	2.0175	3.9981	4.0931	2.1777	24.7150			
	S	215.246	211.537	210.818	210.986	217.303	218.286	203.224	211.963	211.936			
103	T	2.2032	4.0540	4.1163	2.1092	2.0496	4.0511	4.1435	2.2341	24.9610			
	S	215.080	211.239	209.533	208.825	213.900	215.430	200.753	206.612	209.847			
104	T	2.2525	4.1368	4.1307	2.1027	2.0503	4.0796	4.1495	2.2064	25.1085			
	S	210.372	207.011	208.802	209.471	213.827	213.925	200.462	209.205	208.615			
105	T	2.2227	4.0821	4.0830	2.1080	2.0471	3.9891	4.0876	2.2071	24.8267			
	S	213.193	209.785	211.242	208.944	214.161	218.778	203.498	209.139	210.983			
106	T	2.2275	4.0829	4.0760	2.1088	2.0465	3.9913	4.0976	2.2096	24.8402			
	S	212.733	209.744	211.605	208.865	214.224	218.657	203.001	208.902	210.868			
107	T	2.2222	4.0838	4.0757	2.1071	2.0452	3.9953	4.0900	2.2068	24.8261			
	S	213.241	209.698	211.620	209.034	214.360	218.438	203.379	209.168	210.988			
108	T	2.2238	4.0725	4.0791	2.1065	2.0440	3.9825	4.0914	2.2063	24.8061			
	S	213.087	210.280	211.444	209.093	214.486	219.141	203.309	209.215	211.158			
109	T	2.2193	4.0602	4.0706	2.1075	2.0439	3.9880	4.0899	2.2058	24.7852			
	S	213.519	210.917	211.885	208.994	214.496	218.838	203.384	209.262	211.336			
110	T	2.2215	4.0635	4.0749	2.1095	2.0433	3.9896	4.0840	2.2060	24.7923			
	S	213.308	210.745	211.662	208.796	214.559	218.751	203.677	209.243	211.275			
111	T	2.2253	4.0742	4.0708	2.0975	2.0315	3.9839	4.1299	2.2284	24.8415			
	S	212.944	210.192	211.875	209.990	215.806	219.064	201.414	207.140	210.857			
112	T	2.2430	4.0925	4.1198	2.1158	2.0710	4.2090	4.1863	2.2331	25.2705			
	S	211.263	209.252	209.355	208.174	211.690	207.348	198.700	206.704	207.277			
113	T	2.2468	4.1393	4.1918	2.1302	2.0552	4.0677	4.1677	2.2314	25.2301			
	S	210.906	206.886	205.759	206.767	213.317	214.551	199.587	206.862	207.609			
114	T	2.2262	4.1483	4.2217	2.1469	2.0619	4.0972	4.2226	2.2415	25.3663			
	S	212.858	206.437	204.302	205.158	212.624	213.006	196.992	205.929	206.494			

Event: Firestone 600
 Track: Texas Motor Speedway
 Report: Section Data Report
 Session: Race

Round 8
 1.455 mile(s)
 Verizon INDYCAR Series
 June 7, 2014



Section Data for Car 9 - Dixon, Scott

Lap	T/S	SF to T1	T1 to SS1	SS1 to T2	T2 to BS	BS to T3	T3 to SS2	SS2 to T4	T4 to SF	Lap	PI to PO	PO to SF	SF to PI
115	T	2.2339	4.0710	4.1921	2.1392	2.0570	4.1304	4.1750	2.2291	25.2277			
	S	212.124	210.357	205.744	205.897	213.130	211.294	199.238	207.075	207.629			
116	T	2.2229	4.2047	4.2424	2.1485	2.0698	4.1245	4.2515	2.2557	25.5200			
	S	213.174	203.668	203.305	205.006	211.812	211.596	195.653	204.633	205.251			
117	T	2.2477	4.1225	4.2250	2.1408	2.0632	4.1803	4.2393	2.2515	25.4703			
	S	210.822	207.729	204.142	205.743	212.490	208.771	196.216	205.015	205.651			
118	T	2.2274	4.1119	4.2920	2.1784	2.0979	4.0634	4.1321	2.2198	25.3229			
	S	212.743	208.265	200.955	202.192	208.975	214.778	201.306	207.943	206.848			
119	T	2.2232	4.0766	4.1765	2.1364	2.0616	4.0283	4.1447	2.2278	25.0751			
	S	213.145	210.068	206.513	206.167	212.655	216.649	200.694	207.196	208.892			
120	T	2.2259	4.0823	4.2117	2.1415	2.0577	4.1075	4.1982	2.2248	25.2496			
	S	212.886	209.775	204.787	205.676	213.058	212.472	198.137	207.475	207.449			
121	T	2.3152	5.3046	6.2491	3.6141	3.6922	7.9416	12.0065	5.3297	46.4530			
	S	204.675	161.438	138.020	121.871	118.739	109.893	69.281	86.607	112.759			
122	T	4.7991	8.0519	8.6202	4.2012	4.6038	10.1375	12.0428	5.6289	58.0854			
	S	98.740	106.355	100.056	104.840	95.228	86.089	69.072	82.004	90.178			
123	T	5.4029	10.3069	10.0185	5.1930	5.2772	12.4995	12.3909	5.0888	66.1777			
	S	87.705	83.086	86.091	84.817	83.076	69.821	67.131	90.707	79.151			
124	T	5.4658	13.0816	10.9693	5.3858	4.6088	11.0154	12.0904	5.2831	67.9002			
	S	86.696	65.463	78.629	81.781	95.124	79.228	68.800	87.371	77.143			
125	T	5.7770	10.8936	10.2572	5.5389	5.3293	11.3164	11.2993	5.7269	66.1386			
	S	82.026	78.612	84.087	79.520	82.264	77.121	73.617	80.600	79.197			
126	T	5.5450	10.4735	9.1539	4.4042	4.6241	11.0505			79.3162	28.9396		58.0936
	S	85.458	81.765	94.222	100.008	94.810	78.976			66.039	31.052		80.583
127	T			7.2362	3.5078	3.3794	9.5508	13.9182	5.4147	60.4071		52.6901	
	S			119.192	125.564	129.730	91.377	59.765	85.248	86.712		88.549	
128	T	4.6939	9.6029	11.3046	5.6685	5.5868	11.4046	12.7539	6.2051	67.2203			
	S	100.953	89.178	76.296	77.702	78.472	76.524	65.221	74.389	77.923			
129	T	5.5278	9.4265	10.2239	5.8801	6.0495	12.1034	14.7767	6.3673	70.3552			
	S	85.724	90.846	84.361	74.906	72.470	72.106	56.293	72.494	74.451			
130	T	5.8594	10.0237	9.0578	4.9296	4.9191	10.2786	10.9785	5.7264	61.7731			
	S	80.872	85.434	95.222	89.349	89.124	84.907	75.768	80.608	84.794			
131	T	5.3792	9.3904	9.7776	5.2960	5.3250	11.4794	10.0851	5.7170	62.4497			
	S	88.092	91.196	88.212	83.167	82.330	76.026	82.480	80.740	83.876			
132	T	6.4899	10.9207	10.3338	5.3094	5.3733	10.3031	10.1351	5.3483	64.2136			
	S	73.016	78.417	83.464	82.957	81.590	84.705	82.073	86.306	81.572			
133	T	5.9185	10.9765	10.3417	5.3307	5.1969	10.0057	9.5566	5.4414	62.7680			
	S	80.065	78.018	83.400	82.626	84.360	87.223	87.041	84.829	83.450			

Event: Firestone 600
Track: Texas Motor Speedway
Report: Section Data Report
Session: Race

Round 8
1.455 mile(s)
Verizon INDYCAR Series
June 7, 2014



Section Data for Car 9 - Dixon, Scott

Lap	T/S	SF to T1	T1 to SS1	SS1 to T2	T2 to BS	BS to T3	T3 to SS2	SS2 to T4	T4 to SF	Lap	PI to PO	PO to SF	SF to PI
134	T	5.5104	9.1755	9.7058	4.8170	4.0043	8.2602	7.1452	2.8424	51.4608			
	S	85.994	93.332	88.864	91.438	109.485	105.654	116.416	162.395	101.786			
135	T	2.6066	4.5282	4.2828	2.1714	2.0964	4.0262	4.0799	2.2008	25.9923			
	S	181.794	189.118	201.387	202.844	209.125	216.762	203.882	209.738	201.521			
136	T	2.2028	4.0116	3.9914	2.0592	2.0364	4.2248	4.1732	2.2025	24.9019			
	S	215.119	213.472	216.090	213.896	215.286	206.572	199.324	209.576	210.345			
137	T	2.1817	4.0988	4.0516	2.0663	2.0041	3.9840	4.0531	2.1492	24.5888			
	S	217.199	208.930	212.879	213.161	218.756	219.058	205.230	214.773	213.024			
138	T	2.1679	3.9972	4.0533	2.0747	2.0151	3.9405	4.0320	2.1679	24.4486			
	S	218.582	214.241	212.790	212.298	217.562	221.476	206.304	212.921	214.245			
139	T	2.1791	4.0150	4.0214	2.0807	2.0198	3.9861	4.1040	2.1770	24.5831			
	S	217.458	213.291	214.478	211.686	217.056	218.943	202.685	212.031	213.073			
140	T	2.1769	4.1279	4.2312	2.1357	2.0626	3.9970	4.0848	2.2022	25.0183			
	S	217.678	207.457	203.843	206.234	212.552	218.346	203.637	209.604	209.367			
141	T	2.2109	4.0338	4.0729	2.1033	2.0394	3.9827	4.0702	2.1983	24.7115			
	S	214.331	212.297	211.766	209.411	214.970	219.130	204.368	209.976	211.966			
142	T	2.2063	4.0318	4.0511	2.0906	2.0291	4.0171	4.0977	2.1990	24.7227			
	S	214.778	212.402	212.905	210.683	216.061	217.253	202.996	209.909	211.870			
143	T	2.2077	4.0678	4.1212	2.1037	2.0387	4.0257	4.0925	2.1921	24.8494			
	S	214.641	210.523	209.284	209.371	215.043	216.789	203.254	210.570	210.790			
144	T	2.2041	4.0508	4.1141	2.1003	2.0364	4.0226	4.0966	2.1882	24.8131			
	S	214.992	211.406	209.645	209.710	215.286	216.956	203.051	210.945	211.098			
145	T	2.2006	4.0533	4.1037	2.0955	2.0332	4.0291	4.0972	2.1941	24.8067			
	S	215.334	211.276	210.176	210.191	215.625	216.606	203.021	210.378	211.153			
146	T	2.2027	4.0529	4.1098	2.0988	2.0357	4.0192	4.0986	2.1956	24.8133			
	S	215.129	211.297	209.864	209.860	215.360	217.140	202.952	210.235	211.096			
147	T	2.2036	4.0517	4.1018	2.0981	2.0333	4.0520	4.1151	2.1949	24.8505			
	S	215.041	211.359	210.274	209.930	215.615	215.382	202.138	210.302	210.780			
148	T	2.1974	4.0470	4.1326	2.1172	2.0470	4.0484	4.1268	2.2003	24.9167			
	S	215.647	211.605	208.706	208.036	214.172	215.573	201.565	209.785	210.220			
149	T	2.2062	4.0742	4.1353	2.1182	2.0490	4.0623	4.1320	2.2024	24.9796			
	S	214.787	210.192	208.570	207.938	213.962	214.836	201.311	209.585	209.691			
150	T	2.2085	4.0589	4.3460	2.1860	2.1002	4.0721	4.1816	2.2348	25.3881			
	S	214.564	210.984	198.458	201.489	208.746	214.319	198.923	206.547	206.317			
151	T	2.2483	4.1262	4.2175	2.1511	2.0791	4.0307	4.1321	2.2259	25.2109			
	S	210.765	207.543	204.505	204.758	210.865	216.520	201.306	207.373	207.767			
152	T	2.2399	4.1002	4.1819	2.1435	2.0752	4.0390	4.1505	2.2316	25.1618			
	S	211.556	208.859	206.246	205.484	211.261	216.075	200.414	206.843	208.173			

Event: Firestone 600
Track: Texas Motor Speedway
Report: Section Data Report
Session: Race

Round 8
1.455 mile(s)
Verizon INDYCAR Series
June 7, 2014



Section Data for Car 9 - Dixon, Scott

Lap	T/S	SF to T1	T1 to SS1	SS1 to T2	T2 to BS	BS to T3	T3 to SS2	SS2 to T4	T4 to SF	Lap	PI to PO	PO to SF	SF to PI
153	T	2.2414	4.1102	4.1920	2.1406	2.0730	4.0425	4.1424	2.2229	25.1650			
	S	211.414	208.351	205.749	205.762	211.485	215.888	200.806	207.653	208.146			
154	T	2.2433	4.1093	4.1811	2.1366	2.0689	4.0233	4.1710	2.2343	25.1678			
	S	211.235	208.396	206.285	206.147	211.904	216.918	199.429	206.593	208.123			
155	T	2.2416	4.1254	4.2148	2.1474	2.0789	4.0529	4.1681	2.2381	25.2672			
	S	211.395	207.583	204.636	205.111	210.885	215.334	199.568	206.242	207.304			
156	T	2.2443	4.1200	4.2315	2.1556	2.0840	4.0639	4.2078	2.2496	25.3567			
	S	211.141	207.855	203.828	204.330	210.369	214.751	197.685	205.188	206.573			
157	T	2.2621	4.1424	4.2523	2.1642	2.0917	4.1059	4.2108	2.2520	25.4814			
	S	209.480	206.731	202.831	203.518	209.595	212.554	197.544	204.969	205.562			
158	T	2.2571	4.1495	4.3036	2.1849	2.1040	4.1219	4.2132	2.2463	25.5805			
	S	209.944	206.378	200.414	201.590	208.369	211.729	197.431	205.489	204.765			
159	T	2.2532	4.1609	4.2838	2.1776	2.0993	4.1471	4.2662	2.2642	25.6523			
	S	210.307	205.812	201.340	202.266	208.836	210.443	194.979	203.865	204.192			
160	T	2.2705	4.1993	4.3542	2.2001	2.1135	4.1604	4.2556	2.2578	25.8114			
	S	208.705	203.930	198.085	200.198	207.433	209.770	195.464	204.443	202.934			
161	T	2.2651	4.1721	4.2958	2.1794	2.1045	4.1396	4.2366	2.2550	25.6481			
	S	209.202	205.260	200.778	202.099	208.320	210.824	196.341	204.697	204.226			
162	T	2.2597	4.1665	4.3427	2.2225	2.1283	4.1664	4.2464	2.2612	25.7937			
	S	209.702	205.535	198.609	198.180	205.990	209.468	195.888	204.135	203.073			
163	T	2.2645	4.2169	4.4236	2.2340	2.1395	4.1897	4.2904	2.2680	26.0266			
	S	209.258	203.079	194.977	197.160	204.912	208.303	193.879	203.523	201.256			
164	T	2.2741	4.2143	4.3575	2.1989	2.1157	4.2257	4.3659	2.2934	26.0455			
	S	208.374	203.204	197.935	200.307	207.217	206.528	190.526	201.269	201.110			
165	T	2.2858	4.2325	4.3830	2.2113	2.1241	4.2298	4.3700	2.2942	26.1307			
	S	207.308	202.330	196.783	199.184	206.398	206.328	190.347	201.199	200.454			
166	T	2.2825	4.2378	4.5915	2.3597	2.2409	4.7038	4.6334	2.3780	27.4276			
	S	207.607	202.077	187.847	186.657	195.640	185.537	179.527	194.109	190.976			
167	T	2.3436	4.4242	4.6643	2.3273	2.5566	6.2648			49.1155	27.0143		30.2727
	S	202.195	193.563	184.915	189.256	171.481	139.306			106.647	33.265		154.640
168	T			5.7163	2.6163	2.3913	4.3966	4.2376	2.2279	38.0535		29.8820	
	S			150.884	168.350	183.335	198.500	196.295	207.187	137.648		156.137	
169	T	2.2232	4.0905	4.1825	2.1227	2.0650	4.0156	4.0841	2.2004	24.9840			
	S	213.145	209.354	206.216	207.497	212.305	217.334	203.672	209.776	209.654			
170	T	2.2140	4.0527	4.0515	2.0950	2.0408	3.9884	4.0720	2.1950	24.7094			
	S	214.031	211.307	212.884	210.241	214.822	218.816	204.278	210.292	211.984			
171	T	2.2081	4.0361	4.0333	2.0861	2.0301	3.9632	4.0498	2.1782	24.5849			
	S	214.602	212.176	213.845	211.138	215.954	220.208	205.397	211.914	213.058			

Event: Firestone 600
Track: Texas Motor Speedway
Report: Section Data Report
Session: Race

Round 8
1.455 mile(s)
Verizon INDYCAR Series
June 7, 2014



Section Data for Car 9 - Dixon, Scott

Lap	T/S	SF to T1	T1 to SS1	SS1 to T2	T2 to BS	BS to T3	T3 to SS2	SS2 to T4	T4 to SF	Lap	PI to PO	PO to SF	SF to PI
172	T	2.1881	4.0527	4.0462	2.0834	2.0239	3.9587	4.0540	2.1772	24.5842			
	S	216.564	211.307	213.163	211.411	216.616	220.458	205.185	212.011	213.064			
173	T	2.1873	3.9997	4.0783	2.0970	2.0308	3.9527	4.2427	2.2564	24.8449			
	S	216.643	214.107	211.485	210.040	215.880	220.793	196.059	204.570	210.828			
174	T	2.2518	4.0766	4.0698	2.0971	2.0332	3.9778	4.0806	2.2081	24.7950			
	S	210.438	210.068	211.927	210.030	215.625	219.399	203.847	209.044	211.252			
175	T	2.2080	4.0353	4.0562	2.0910	2.0273	4.0719	4.1591	2.2273	24.8761			
	S	214.612	212.218	212.637	210.643	216.253	214.329	200.000	207.242	210.564			
176	T	2.2468	4.1218	4.3154	2.1813	2.0932	4.0515	4.1268	2.2185	25.3553			
	S	210.906	207.764	199.866	201.923	209.444	215.408	201.565	208.064	206.584			
177	T	2.2268	4.0672	4.0704	2.1011	2.0361	3.9832	4.0870	2.2051	24.7769			
	S	212.800	210.554	211.896	209.630	215.318	219.102	203.528	209.329	211.407			
178	T	2.2144	4.0438	4.1043	2.1160	2.0480	3.9958	4.0928	2.2142	24.8293			
	S	213.992	211.772	210.145	208.154	214.067	218.411	203.239	208.468	210.960			
179	T	2.2179	4.0362	4.0479	2.0953	2.0335	4.0266	4.1641	2.2265	24.8480			
	S	213.654	212.171	213.073	210.211	215.593	216.740	199.759	207.317	210.802			
180	T	2.2094	4.0919	4.2128	2.1444	2.0764	4.2572	4.2357	2.2394	25.4672			
	S	214.476	209.283	204.733	205.398	211.139	205.000	196.383	206.123	205.676			
181	T	2.2298	4.1078	4.2623	2.1488	2.0726	4.1041	4.2618	2.2729	25.4601			
	S	212.514	208.473	202.356	204.977	211.526	212.648	195.180	203.085	205.734			
182	T	2.2570	4.2085	4.2660	2.1428	2.0657	4.1071	4.1709	2.2283	25.4463			
	S	209.953	203.484	202.180	205.551	212.233	212.492	199.434	207.149	205.845			
183	T	2.2226	4.1046	4.1802	2.1256	2.0495	4.1668	4.1953	2.2306	25.2752			
	S	213.202	208.635	206.330	207.214	213.910	209.448	198.274	206.936	207.239			
184	T	2.2125	4.0496	4.1441	2.1313	2.0635	4.0191	4.1174	2.2153	24.9528			
	S	214.176	211.469	208.127	206.660	212.459	217.145	202.025	208.365	209.916			
185	T	2.2251	4.0648	4.1084	2.1153	2.0464	3.9906	4.1372	2.2291	24.9169			
	S	212.963	210.678	209.936	208.223	214.234	218.696	201.058	207.075	210.219			
186	T	2.2379	4.0902	4.1995	2.1430	2.0673	4.0737	4.2534	2.2583	25.3233			
	S	211.745	209.370	205.382	205.532	212.068	214.235	195.565	204.398	206.845			
187	T	2.2480	4.1173	4.2266	2.1432	2.0667	4.1275	4.2629	2.2525	25.4447			
	S	210.793	207.992	204.065	205.513	212.130	211.442	195.130	204.924	205.858			
188	T	2.2490	4.1164	4.2777	2.1628	2.0842	4.0975	4.2071	2.2377	25.4324			
	S	210.700	208.037	201.627	203.650	210.349	212.990	197.718	206.279	205.958			
189	T	2.2406	4.1579	4.2981	2.1692	2.0886	4.1598	4.2674	2.2560	25.6376			
	S	211.490	205.961	200.670	203.049	209.906	209.800	194.924	204.606	204.309			
190	T	2.2529	4.2352	4.3284	2.1782	2.0930	4.1348	4.2278	2.2410	25.6913			
	S	210.335	202.201	199.265	202.210	209.464	211.069	196.750	205.975	203.882			

Event: Firestone 600
Track: Texas Motor Speedway
Report: Section Data Report
Session: Race

Round 8
1.455 mile(s)
Verizon INDYCAR Series
June 7, 2014



Section Data for Car 9 - Dixon, Scott

Lap	T/S	SF to T1	T1 to SS1	SS1 to T2	T2 to BS	BS to T3	T3 to SS2	SS2 to T4	T4 to SF	Lap	PI to PO	PO to SF	SF to PI
191	T	2.2397	4.1516	4.2781	2.1636	2.0837	4.1217	4.2140	2.2391	25.4915			
	S	211.575	206.273	201.608	203.575	210.399	211.740	197.394	206.150	205.480			
192	T	2.2400	4.1482	4.2546	2.1575	2.0798	4.1462	4.2538	2.2488	25.5289			
	S	211.546	206.442	202.722	204.150	210.794	210.488	195.547	205.261	205.179			
193	T	2.2460	4.1432	4.2805	2.1628	2.0821	4.1428	4.2340	2.2470	25.5384			
	S	210.981	206.691	201.495	203.650	210.561	210.661	196.462	205.425	205.103			
194	T	2.2411	4.1574	4.2744	2.1577	2.0786	4.1527	4.2928	2.2638	25.6185			
	S	211.442	205.985	201.783	204.132	210.916	210.159	193.771	203.901	204.462			
195	T	2.2558	4.1586	4.2763	2.1674	2.0887	4.1518	4.2376	2.2438	25.5800			
	S	210.065	205.926	201.693	203.218	209.896	210.205	196.295	205.718	204.769			
196	T	2.2417	4.1871	4.2585	2.1578	2.0761	4.1891	4.3439	2.2829	25.7371			
	S	211.386	204.524	202.536	204.122	211.170	208.333	191.491	202.195	203.519			
197	T	2.2707	4.2413	4.3636	2.1916	2.0977	4.2103	4.2900	2.2593	25.9245			
	S	208.686	201.911	197.658	200.974	208.995	207.284	193.897	204.307	202.048			
198	T	2.2522	4.1711	4.3850	2.2165	2.1201	4.2206	4.3275	2.2800	25.9730			
	S	210.400	205.309	196.693	198.716	206.787	206.778	192.217	202.452	201.671			
199	T	2.2649	4.2261	4.3793	2.1962	2.1033	4.1800	4.2801	2.2599	25.8898			
	S	209.221	202.637	196.949	200.553	208.439	208.786	194.346	204.253	202.319			
200	T	2.2530	4.2029	4.3238	2.1789	2.0922	4.1860	4.2780	2.2638	25.7786			
	S	210.326	203.755	199.477	202.145	209.545	208.487	194.441	203.901	203.192			
201	T	2.2600	4.2333	4.3712	2.1915	2.0982	4.1927	4.3430	2.2776	25.9675			
	S	209.674	202.292	197.314	200.983	208.945	208.154	191.531	202.665	201.714			
202	T	2.2648	4.2212	4.3561	2.1850	2.0958	4.2690	4.4130	2.2937	26.0986			
	S	209.230	202.872	197.998	201.581	209.185	204.434	188.493	201.243	200.700			
203	T	2.2779	4.2941	4.4209	2.2002	2.1041	4.2401	4.2999	2.2702	26.1074			
	S	208.027	199.428	195.096	200.188	208.359	205.827	193.451	203.326	200.633			
204	T	2.2583	4.2895	4.3571	2.1869	2.1063	4.2408	4.2989	2.2690	26.0068			
	S	209.832	199.642	197.953	201.406	208.142	205.793	193.496	203.434	201.409			
205	T	2.2748	4.1955	4.2973	2.1798	2.1035	4.1642	4.2726	2.2584	25.7461			
	S	208.310	204.115	200.707	202.062	208.419	209.579	194.687	204.388	203.448			
206	T	2.2641	4.1850	4.3121	2.1825	2.1016	4.1582	4.2890	2.2697	25.7622			
	S	209.294	204.627	200.019	201.812	208.607	209.881	193.942	203.371	203.321			
207	T	2.2735	4.1964	4.3116	2.1797	2.1026	4.1500	4.2536	2.2590	25.7264			
	S	208.429	204.071	200.042	202.071	208.508	210.296	195.556	204.334	203.604			
208	T	2.2671	4.1939	4.3124	2.1819	2.1026	4.1648	4.2651	2.2654	25.7532			
	S	209.018	204.193	200.005	201.867	208.508	209.548	195.029	203.757	203.392			
209	T	2.2728	4.1971	4.3099	2.1799	2.1032	4.1766	4.2479	2.2576	25.7450			
	S	208.493	204.037	200.121	202.053	208.449	208.956	195.819	204.461	203.457			

Event: Firestone 600
Track: Texas Motor Speedway
Report: Section Data Report
Session: Race

Round 8
1.455 mile(s)
Verizon INDYCAR Series
June 7, 2014



Section Data for Car 9 - Dixon, Scott

Lap	T/S	SF to T1	T1 to SS1	SS1 to T2	T2 to BS	BS to T3	T3 to SS2	SS2 to T4	T4 to SF	Lap	PI to PO	PO to SF	SF to PI
210	T	2.2625	4.1647	4.2870	2.1739	2.3186	6.0511			48.3449	26.6690		29.3931
	S	209.442	205.624	201.190	202.610	189.084	144.226			108.346	33.696		159.267
211	T			5.6337	2.6071	2.3808	4.3836	4.2201	2.2302	37.2467		29.5295	
	S			153.097	168.944	184.144	199.089	197.109	206.973	140.630		158.001	
212	T	2.2252	4.0477	4.0211	2.0732	2.0160	3.9658	4.0224	2.1505	24.5219			
	S	212.953	211.568	214.494	212.452	217.465	220.063	206.796	214.644	213.605			
213	T	2.2042	4.0689	4.0586	2.0916	2.0359	3.9835	4.0688	2.1969	24.7084			
	S	214.982	210.466	212.512	210.583	215.339	219.086	204.438	210.110	211.993			
214	T	2.2078	4.0417	4.0461	2.0929	2.0401	3.9916	4.0861	2.2004	24.7067			
	S	214.632	211.882	213.168	210.452	214.896	218.641	203.573	209.776	212.007			
215	T	2.2170	4.0402	4.0377	2.0888	2.0311	3.9861	4.0739	2.1973	24.6721			
	S	213.741	211.961	213.612	210.865	215.848	218.943	204.182	210.072	212.305			
216	T	2.2111	4.0554	4.0427	2.0883	2.0355	4.0025	4.0880	2.1971	24.7206			
	S	214.311	211.166	213.348	210.915	215.382	218.046	203.478	210.091	211.888			
217	T	2.2112	4.0395	4.0639	2.0949	2.0363	3.9815	4.0877	2.2072	24.7222			
	S	214.302	211.997	212.235	210.251	215.297	219.196	203.493	209.130	211.874			
218	T	2.2182	4.0722	4.0705	2.1023	2.0396	3.9906	4.0866	2.2066	24.7866			
	S	213.625	210.295	211.890	209.511	214.949	218.696	203.548	209.186	211.324			
219	T	2.2180	4.0645	4.0791	2.1055	2.0417	3.9858	4.0871	2.2062	24.7879			
	S	213.645	210.693	211.444	209.192	214.727	218.959	203.523	209.224	211.313			
220	T	2.2201	4.0705	4.0781	2.1078	2.0426	3.9974	4.0969	2.2106	24.8240			
	S	213.442	210.383	211.496	208.964	214.633	218.324	203.036	208.808	211.005			
221	T	2.2188	4.0609	4.0824	2.1089	2.0443	3.9991	4.0921	2.2137	24.8202			
	S	213.568	210.880	211.273	208.855	214.454	218.231	203.274	208.516	211.038			
222	T	2.2224	4.0898	4.0873	2.1083	2.0449	3.9962	4.1019	2.2132	24.8640			
	S	213.222	209.390	211.019	208.915	214.391	218.389	202.789	208.563	210.666			
223	T	2.2287	4.0862	4.0842	2.1050	2.0413	3.9932	4.0999	2.2097	24.8482			
	S	212.619	209.575	211.180	209.242	214.770	218.553	202.887	208.893	210.800			
224	T	2.2236	4.0599	4.0862	2.1035	2.0401	3.9907	4.1077	2.2142	24.8259			
	S	213.107	210.932	211.076	209.391	214.896	218.690	202.502	208.468	210.989			
225	T	2.2207	4.0647	4.0752	2.1022	2.0392	3.9995	4.1116	2.2167	24.8298			
	S	213.385	210.683	211.646	209.521	214.991	218.209	202.310	208.233	210.956			
226	T	2.2274	4.0555	4.0769	2.0995	2.0317	4.0063	4.1221	2.2055	24.8249			
	S	212.743	211.161	211.558	209.790	215.784	217.839	201.795	209.291	210.998			
227	T	2.2082	4.0397	4.1339	2.1082	2.0310	4.0534	4.1568	2.2291	24.9603			
	S	214.593	211.987	208.641	208.924	215.859	215.307	200.110	207.075	209.853			
228	T	2.2301	4.0478	4.0988	2.1141	2.0429	4.0478	4.1388	2.2149	24.9352			
	S	212.485	211.563	210.427	208.341	214.601	215.605	200.981	208.403	210.064			

Event: Firestone 600
 Track: Texas Motor Speedway
 Report: Section Data Report
 Session: Race

Round 8
 1.455 mile(s)
 Verizon INDYCAR Series
 June 7, 2014



Section Data for Car 9 - Dixon, Scott

Lap	T/S	SF to T1	T1 to SS1	SS1 to T2	T2 to BS	BS to T3	T3 to SS2	SS2 to T4	T4 to SF	Lap	PI to PO	PO to SF	SF to PI
229	T	2.2119	4.1195	4.4428	2.2605	2.1443	4.1409	4.1669	2.2252	25.7120			
	S	214.234	207.880	194.134	194.848	204.453	210.758	199.625	207.438	203.718			
230	T	2.2222	4.2050	4.4103	2.2011	2.1066	4.1084	4.1705	2.2364	25.6605			
	S	213.241	203.654	195.565	200.107	208.112	212.425	199.453	206.399	204.127			
231	T	2.2416	4.1109	4.2006	2.1345	2.0686	4.1049	4.1871	2.2321	25.2803			
	S	211.395	208.315	205.328	206.350	211.935	212.606	198.662	206.797	207.197			
232	T	2.2329	4.1101	4.1645	2.1179	2.0425	4.1359	4.4573	2.3344	25.5955			
	S	212.219	208.356	207.108	207.968	214.643	211.013	186.619	197.734	204.645			
233	T	2.2971	4.1744	4.2044	2.1377	2.0605	4.2028	4.2110	2.2323	25.5202			
	S	206.288	205.147	205.142	206.041	212.768	207.654	197.535	206.778	205.249			
234	T	2.2244	4.2452	4.2608	2.1595	2.0890	4.2907	4.2506	2.2495	25.7697			
	S	213.030	201.725	202.427	203.961	209.866	203.400	195.694	205.197	203.262			
235	T	2.2383	4.1867	4.2787	2.1580	2.0750	4.2598	4.2439	2.2464	25.6868			
	S	211.707	204.544	201.580	204.103	211.281	204.875	196.003	205.480	203.918			
236	T	2.2473	4.2503	4.3442	2.2588	2.1437	4.1902	4.2155	2.2351	25.8851			
	S	210.859	201.483	198.541	194.995	204.510	208.278	197.324	206.519	202.356			
237	T	2.2281	4.1815	4.2739	2.1582	2.0927	4.2082	4.2303	2.2457	25.6186			
	S	212.676	204.798	201.806	204.084	209.494	207.387	196.633	205.544	204.461			
238	T	2.2377	4.1174	4.3074	2.1683	2.0816	4.2378	4.2485	2.2418	25.6405			
	S	211.764	207.987	200.237	203.134	210.612	205.939	195.791	205.902	204.286			
239	T	2.2379	4.1315	4.2543	2.1479	2.1165	4.3069	4.2581	2.2426	25.6957			
	S	211.745	207.277	202.736	205.063	207.139	202.635	195.350	205.828	203.847			
240	T	2.2303	4.3064	4.3352	2.1884	2.0940	4.2851	4.2707	2.2525	25.9626			
	S	212.466	198.858	198.953	201.268	209.364	203.666	194.773	204.924	201.752			
241	T	2.2514	4.1592	4.6424	2.6825	2.6986	5.3746	5.3756	2.9690	30.1533			
	S	210.475	205.896	185.788	164.196	162.458	162.380	154.740	155.470	173.712			
242	T	3.1541	5.9420	6.6413	3.8075	3.3319	6.3073	6.5092	3.4744	39.1677			
	S	150.237	144.120	129.869	115.681	131.579	138.368	127.791	132.855	133.733			
243	T	3.5251	6.6597	7.0275	3.5524	3.3204	5.9734	5.3542	2.7888	38.2015			
	S	134.426	128.589	122.732	123.988	132.035	146.102	155.358	165.516	137.115			
244	T	2.8783	5.6448	10.1868	4.8232	4.0489	9.4727	12.5852	4.1018	53.7417			
	S	164.633	151.708	84.668	91.320	108.279	92.131	66.095	112.534	97.466			
245	T	4.2863	10.2766	11.3869	5.4879	6.1491	10.5896	10.9209	6.0394	65.1367			
	S	110.553	83.331	75.745	80.259	71.296	82.414	76.168	76.430	80.415			
246	T	6.1162	10.8174	9.3050	4.5898	4.5692	9.5425	8.8527	2.9814	56.7742			
	S	77.477	79.165	92.692	95.964	95.949	91.457	93.962	154.824	92.260			
247	T	2.6784	4.6232	4.5117	2.2361	2.1403	4.4458	4.3938	2.2948	27.3241			
	S	176.920	185.232	191.170	196.974	204.835	196.304	189.316	201.146	191.699			

Event: Firestone 600
Track: Texas Motor Speedway
Report: Section Data Report
Session: Race

Round 8
1.455 mile(s)
Verizon INDYCAR Series
June 7, 2014



Section Data for Car 9 - Dixon, Scott

Lap	T/S	SF to T1	T1 to SS1	SS1 to T2	T2 to BS	BS to T3	T3 to SS2	SS2 to T4	T4 to SF	Lap	PI to PO	PO to SF	SF to PI
248	T	2.2734	4.1438	4.2266	2.1305	2.0476	4.1321	4.2048	2.2398	25.3986			
	S	208.438	206.661	204.065	206.738	214.109	211.207	197.826	206.086	206.232			
249	T	2.2435	4.3931	5.9713	3.6001	3.9456							
	S	211.216	194.934	144.441	122.345	111.113							

Event: Firestone 600
 Track: Texas Motor Speedway
 Report: Section Data Report
 Session: Race

Round 8
 1.455 mile(s)
 Verizon INDYCAR Series
 June 7, 2014



Section Data for Car 98 - Hawksworth, Jack (R)

Lap	T/S	SF to T1	T1 to SS1	SS1 to T2	T2 to BS	BS to T3	T3 to SS2	SS2 to T4	T4 to SF	Lap	PI to PO	PO to SF	SF to PI
1	T	2.6435	4.9245	4.6985	2.2351	2.1113	4.3248	4.3467	2.2351	27.5195		85.6034	
	S	179.256	173.899	183.569	197.063	207.649	201.796	191.368	206.519	190.338		54.503	
2	T	2.2146	4.1799	4.2534	2.1252	2.0451	4.2033	4.2962	2.2221	25.5398			
	S	213.973	204.877	202.779	207.253	214.370	207.629	193.617	207.727	205.092			
3	T	2.2110	4.0942	4.3464	2.1598	2.0652	4.1485	4.2619	2.2309	25.5179			
	S	214.321	209.165	198.440	203.933	212.284	210.372	195.175	206.908	205.268			
4	T	2.2111	4.0891	4.2891	2.1674	2.0747	4.2113	4.3051	2.2442	25.5920			
	S	214.311	209.426	201.091	203.218	211.312	207.235	193.217	205.682	204.673			
5	T	2.2442	4.2482	4.3633	2.1883	2.2728	5.4986	6.0659	3.6339	30.5152			
	S	211.150	201.583	197.671	201.277	192.894	158.718	137.130	127.024	171.652			
6	T	3.4045	6.6334	8.3143	6.8922	7.4960	11.0145	11.4536	5.5383	60.7468			
	S	139.187	129.099	103.737	63.906	58.486	79.234	72.625	83.345	86.227			
7	T	6.0636	9.6732	9.7602	6.4534	6.5199	9.7588	9.6773	4.9914	62.8978			
	S	78.149	88.530	88.369	68.252	67.242	89.430	85.956	92.477	83.278			
8	T	5.3600	9.0384	9.6960	5.4611	5.2118	8.0740			72.4380	27.8782		52.2900
	S	88.407	94.747	88.954	80.653	84.119	108.091			72.310	32.234		89.527
9	T			7.1405	3.0469	2.6350	5.0736	5.0099	2.5424	43.2512		35.5210	
	S			120.790	144.558	166.379	172.013	166.035	181.557	121.106		131.350	
10	T	2.7158	7.8839	9.4912	5.3869	5.7844	7.3967	8.0664	4.2135	50.9388			
	S	174.484	108.622	90.874	81.764	75.792	117.989	103.121	109.550	102.829			
11	T	4.5137	9.5556	7.8260	4.7987	3.2655	5.5769	5.0370	2.5110	43.0844			
	S	104.983	89.619	110.210	91.786	134.255	156.490	165.142	183.828	121.575			
12	T	2.5279	4.5923	4.4500	2.1727	2.0775	4.2506	4.2387	2.2031	26.5128			
	S	187.453	186.478	193.820	202.722	211.027	205.319	196.244	209.519	197.565			
13	T	2.1951	4.0752	4.2613	2.1306	2.0511	4.1455	4.2481	2.2594	25.3663			
	S	215.873	210.140	202.403	206.728	213.743	210.524	195.809	204.298	206.494			
14	T	2.2629	4.3098	4.3291	2.1565	2.0742	4.2074	4.2613	2.2204	25.8216			
	S	209.405	198.701	199.233	204.245	211.363	207.427	195.203	207.886	202.853			
15	T	2.2069	4.1548	4.2787	2.1735	2.0859	4.1316	4.1759	2.2183	25.4256			
	S	214.719	206.114	201.580	202.648	210.177	211.232	199.195	208.083	206.013			
16	T	2.2197	4.1182	4.2644	2.1592	2.0706	4.0978	4.2438	2.2527	25.4264			
	S	213.481	207.946	202.256	203.990	211.730	212.975	196.008	204.906	206.006			
17	T	2.2491	4.1397	4.3240	2.1831	2.0950	4.1416	4.2434	2.2455	25.6214			
	S	210.690	206.866	199.468	201.756	209.264	210.722	196.026	205.563	204.438			
18	T	2.2381	4.1145	4.2997	2.1772	2.0878	4.1333	4.2615	2.2664	25.5785			
	S	211.726	208.133	200.595	202.303	209.986	211.145	195.194	203.667	204.781			
19	T	2.2508	4.1266	4.2948	2.1835	2.0947	4.1213	4.2641	2.2605	25.5963			
	S	210.531	207.523	200.824	201.720	209.294	211.760	195.075	204.199	204.639			

Event: Firestone 600
Track: Texas Motor Speedway
Report: Section Data Report
Session: Race

Round 8
1.455 mile(s)
Verizon INDYCAR Series
June 7, 2014



Section Data for Car 98 - Hawkworth, Jack (R)

Lap	T/S	SF to T1	T1 to SS1	SS1 to T2	T2 to BS	BS to T3	T3 to SS2	SS2 to T4	T4 to SF	Lap	PI to PO	PO to SF	SF to PI
20	T	2.2549	4.1351	4.2952	2.1809	2.0990	4.1383	4.2339	2.2377	25.5750			
	S	210.148	207.096	200.806	201.960	208.866	210.890	196.466	206.279	204.809			
21	T	2.2387	4.1130	4.3218	2.2083	2.1090	4.1702	4.2560	2.2611	25.6781			
	S	211.669	208.209	199.570	199.454	207.875	209.277	195.446	204.144	203.987			
22	T	2.2483	4.1131	4.2643	2.1799	2.0851	4.2207	4.3621	2.2882	25.7617			
	S	210.765	208.204	202.261	202.053	210.258	206.773	190.692	201.727	203.325			
23	T	2.2747	4.1979	4.3509	2.2038	2.1126	4.1540	4.2620	2.2648	25.8207			
	S	208.319	203.998	198.235	199.861	207.521	210.093	195.171	203.811	202.860			
24	T	2.2679	4.1795	4.3548	2.2033	2.1065	4.1937	4.2627	2.2657	25.8341			
	S	208.944	204.896	198.057	199.907	208.122	208.104	195.139	203.730	202.755			
25	T	2.2655	4.1363	4.3006	2.1841	2.0890	4.1896	4.3427	2.2761	25.7839			
	S	209.165	207.036	200.553	201.664	209.866	208.308	191.544	202.799	203.150			
26	T	2.2646	4.1654	4.3676	2.1938	2.0961	4.1918	4.3711	2.2747	25.9251			
	S	209.248	205.590	197.477	200.772	209.155	208.199	190.300	202.924	202.044			
27	T	2.2627	4.1490	4.4074	2.2214	2.1163	4.2323	4.3899	2.2918	26.0708			
	S	209.424	206.402	195.694	198.278	207.158	206.206	189.485	201.410	200.914			
28	T	2.2786	4.1438	4.3566	2.2132	2.1126	4.2095	4.4392	2.2969	26.0504			
	S	207.963	206.661	197.975	199.013	207.521	207.323	187.380	200.963	201.072			
29	T	2.2801	4.1604	4.2723	2.1810	2.0831	4.2164	4.3731	2.2948	25.8612			
	S	207.826	205.837	201.882	201.951	210.460	206.984	190.212	201.146	202.543			
30	T	2.2852	4.2255	4.3392	2.2037	2.1195	4.2078	4.3152	2.2741	25.9702			
	S	207.362	202.666	198.769	199.870	206.846	207.407	192.765	202.977	201.693			
31	T	2.2677	4.1845	4.3811	2.2347	2.1308	4.2299	4.3411	2.2832	26.0530			
	S	208.962	204.651	196.868	197.098	205.749	206.323	191.615	202.168	201.052			
32	T	2.2766	4.1713	4.3179	2.2260	2.1270	4.1626	4.3068	2.2808	25.8690			
	S	208.145	205.299	199.750	197.868	206.116	209.659	193.141	202.381	202.482			
33	T	2.2791	4.2007	4.4143	2.2509	2.1413	4.2441	4.3311	2.2800	26.1415			
	S	207.917	203.862	195.388	195.679	204.740	205.633	192.057	202.452	200.371			
34	T	2.2780	4.1886	4.3839	2.2082	2.1168	4.1537	4.2859	2.2651	25.8802			
	S	208.017	204.451	196.743	199.463	207.109	210.108	194.082	203.784	202.394			
35	T	2.2616	4.1899	4.3968	2.2471	2.1340	4.2149	4.3894	2.3044	26.1381			
	S	209.526	204.388	196.165	196.010	205.440	207.058	189.506	200.309	200.397			
36	T	2.2878	4.2326	4.4668	2.2548	2.1378	4.2651	4.4675	2.3209	26.4333			
	S	207.126	202.326	193.091	195.341	205.075	204.621	186.193	198.884	198.159			
37	T	2.2954	4.2378	4.4989	2.2643	2.1459	4.2968	4.5338	2.3332	26.6061			
	S	206.441	202.077	191.714	194.521	204.301	203.111	183.470	197.836	196.872			
38	T	2.2993	4.2515	4.4507	2.2415	2.1297	4.2220	4.4237	2.3060	26.3244			
	S	206.090	201.426	193.790	196.500	205.855	206.709	188.037	200.170	198.979			

Event: Firestone 600
Track: Texas Motor Speedway
Report: Section Data Report
Session: Race

Round 8
1.455 mile(s)
Verizon INDYCAR Series
June 7, 2014



Section Data for Car 98 - Hawksworth, Jack (R)

Lap	T/S	SF to T1	T1 to SS1	SS1 to T2	T2 to BS	BS to T3	T3 to SS2	SS2 to T4	T4 to SF	Lap	PI to PO	PO to SF	SF to PI
39	T	2.2812	4.2036	4.5210	2.2603	2.1354	4.3575	4.5837	2.3453	26.6880			
	S	207.726	203.721	190.776	194.866	205.305	200.282	181.473	196.815	196.268			
40	T	2.2881	4.3447	5.1541	2.4652	2.3001	4.4673	4.5286	2.3537	27.9018			
	S	207.099	197.105	167.343	178.669	190.604	195.359	183.681	196.113	187.730			
41	T	2.3211	4.4334	4.6733	2.2926	2.1683	4.3384	4.4840	2.3457	27.0568			
	S	204.155	193.162	184.559	192.120	202.190	201.163	185.508	196.782	193.593			
42	T	2.3329	4.3542	4.6186	2.3185	2.1780	4.3727	4.5529	2.3622	27.0900			
	S	203.122	196.675	186.745	189.974	201.290	199.585	182.701	195.407	193.355			
43	T	2.3239	4.2951	4.5494	2.3017	2.1768	4.3674	4.5140	2.3472	26.8755			
	S	203.909	199.382	189.585	191.361	201.401	199.828	184.275	196.656	194.899			
44	T	2.3253	4.4054	4.6185	2.3057	2.1809	4.5129	4.6786	2.3937	27.4210			
	S	203.786	194.390	186.749	191.029	201.022	193.385	177.792	192.836	191.021			
45	T	2.3434	4.3594	4.5164	2.2594	2.1416	4.2945	4.5119	2.3535	26.7801			
	S	202.212	196.441	190.971	194.943	204.711	203.220	184.361	196.130	195.593			
46	T	2.3182	4.2784	4.6276	2.3896	2.8562	6.9107			52.5297	27.7724		32.4870
	S	204.410	200.160	186.382	184.321	153.494	126.286			99.715	32.357		144.100
47	T			6.2999	2.8065	2.4914	4.6485	4.4756	2.3304	39.5124		31.7827	
	S			136.907	156.941	175.969	187.744	185.856	198.074	132.566		146.799	
48	T	2.3116	4.2148	4.2380	2.1520	2.0723	4.1029	4.1541	2.2153	25.4610			
	S	204.994	203.180	203.516	204.672	211.557	212.710	200.240	208.365	205.726			
49	T	2.2179	4.1470	4.4595	2.2820	2.1760	4.2103	4.2378	2.2439	25.9744			
	S	213.654	206.502	193.407	193.013	201.475	207.284	196.285	205.709	201.660			
50	T	2.2513	4.1034	4.2796	2.1748	2.0895	4.1802	4.4278	2.3353	25.8419			
	S	210.484	208.696	201.538	202.526	209.815	208.776	187.863	197.658	202.694			
51	T	2.3091	4.2419	4.3185	2.1892	2.1098	4.1216	4.1653	2.2370	25.6924			
	S	205.216	201.882	199.722	201.194	207.797	211.745	199.702	206.344	203.874			
52	T	2.2503	4.1099	4.1338	2.1275	2.0640	4.0639	4.1717	2.2343	25.1554			
	S	210.578	208.366	208.646	207.029	212.408	214.751	199.395	206.593	208.226			
53	T	2.2465	4.1270	4.1572	2.1478	2.0807	4.0668	4.1762	2.2394	25.2416			
	S	210.934	207.503	207.471	205.072	210.703	214.598	199.181	206.123	207.515			
54	T	2.2450	4.1213	4.1889	2.1566	2.0845	4.0954	4.1837	2.2400	25.3154			
	S	211.075	207.790	205.901	204.236	210.319	213.099	198.824	206.067	206.910			
55	T	2.2436	4.1257	4.2113	2.1788	2.0977	4.1177	4.2178	2.2568	25.4494			
	S	211.207	207.568	204.806	202.155	208.995	211.945	197.216	204.533	205.820			
56	T	2.2506	4.1242	4.2093	2.1632	2.0860	4.1191	4.3117	2.2848	25.5489			
	S	210.550	207.644	204.903	203.612	210.167	211.873	192.921	202.027	205.019			
57	T	2.2771	4.1520	4.2861	2.2178	2.1267	4.1365	4.2319	2.2604	25.6885			
	S	208.100	206.253	201.232	198.600	206.145	210.982	196.559	204.208	203.904			

Event: Firestone 600
Track: Texas Motor Speedway
Report: Section Data Report
Session: Race

Round 8
1.455 mile(s)
Verizon INDYCAR Series
June 7, 2014



Section Data for Car 98 - Hawksworth, Jack (R)

Lap	T/S	SF to T1	T1 to SS1	SS1 to T2	T2 to BS	BS to T3	T3 to SS2	SS2 to T4	T4 to SF	Lap	PI to PO	PO to SF	SF to PI
58	T	2.2560	4.1761	4.2308	2.1747	2.0954	4.1237	4.2773	2.2896	25.6236			
	S	210.046	205.063	203.862	202.536	209.225	211.637	194.473	201.603	204.421			
59	T	2.2844	4.1816	4.2882	2.2057	2.1194	4.1756	4.3292	2.2888	25.8729			
	S	207.435	204.793	201.133	199.689	206.855	209.006	192.141	201.674	202.451			
60	T	2.2785	4.2356	4.4441	2.2580	2.1448	4.3108	4.4455	2.3419	26.4592			
	S	207.972	202.182	194.078	195.064	204.406	202.451	187.115	197.101	197.965			
61	T	2.3333	4.3586	4.7247	2.3263	2.1909	4.2837	4.4029	2.3194	26.9398			
	S	203.087	196.477	182.551	189.337	200.105	203.732	188.925	199.013	194.434			
62	T	2.3034	4.2157	4.3267	2.2241	2.1289	4.3610	4.5819	2.3630	26.5047			
	S	205.724	203.137	199.344	198.037	205.932	200.121	181.544	195.341	197.625			
63	T	2.3245	4.2438	4.4104	2.2328	2.1276	4.3176	4.5947	2.3834	26.6348			
	S	203.856	201.792	195.560	197.266	206.058	202.132	181.039	193.669	196.660			
64	T	2.3265	4.2591	4.4144	2.2239	2.1232	4.2221	4.4323	2.3349	26.3364			
	S	203.681	201.067	195.383	198.055	206.485	206.705	187.672	197.692	198.888			
65	T	2.3173	4.2957	4.5136	2.2537	2.1383	4.3768	4.5039	2.3208	26.7201			
	S	204.490	199.354	191.089	195.436	205.027	199.398	184.688	198.893	196.032			
66	T	2.2939	4.1939	4.4428	2.2476	2.1364	4.1958	4.2968	2.2692	26.0764			
	S	206.576	204.193	194.134	195.967	205.209	208.000	193.590	203.416	200.871			
67	T	2.2699	4.2126	4.4677	2.2503	2.1271	4.2699	4.4074	2.2969	26.3018			
	S	208.760	203.286	193.052	195.731	206.106	204.391	188.732	200.963	199.150			
68	T	2.2811	4.1720	4.4917	2.2716	2.1584	4.3214	4.4445	2.3101	26.4508			
	S	207.735	205.265	192.021	193.896	203.118	201.955	187.157	199.814	198.028			
69	T	2.2847	4.2523	4.4725	2.2260	2.1272	4.2137	4.3518	2.2876	26.2158			
	S	207.407	201.388	192.845	197.868	206.097	207.117	191.143	201.780	199.803			
70	T	2.2733	4.2985	4.5815	2.2805	2.1659	4.2372	4.4998	2.3366	26.6733			
	S	208.447	199.224	188.257	193.139	202.414	205.968	184.857	197.548	196.376			
71	T	2.2979	4.2596	4.4262	2.2215	2.1209	4.2202	4.3055	2.2652	26.1170			
	S	206.216	201.043	194.862	198.269	206.709	206.798	193.199	203.775	200.559			
72	T	2.2712	4.1928	4.3770	2.2120	2.1175	4.2389	4.3605	2.2890	26.0589			
	S	208.640	204.246	197.053	199.120	207.041	205.885	190.762	201.656	201.006			
73	T	2.2817	4.2138	4.3578	2.2095	2.1151	4.2136	4.3334	2.2795	26.0044			
	S	207.680	203.228	197.921	199.346	207.276	207.122	191.955	202.497	201.427			
74	T	2.2807	4.2463	4.3675	2.2150	2.1203	4.2148	4.3165	2.2746	26.0357			
	S	207.771	201.673	197.481	198.851	206.767	207.063	192.707	202.933	201.185			
75	T	2.2711	4.1801	4.2995	2.1812	2.1015	4.1603	4.2941	2.2726	25.7604			
	S	208.649	204.867	200.605	201.932	208.617	209.775	193.712	203.111	203.335			
76	T	2.2705	4.1673	4.3407	2.2057	2.1159	4.1998	4.3198	2.2848	25.9045			
	S	208.705	205.496	198.701	199.689	207.197	207.802	192.559	202.027	202.204			

Event: Firestone 600
Track: Texas Motor Speedway
Report: Section Data Report
Session: Race

Round 8
1.455 mile(s)
Verizon INDYCAR Series
June 7, 2014



Section Data for Car 98 - Hawksworth, Jack (R)

Lap	T/S	SF to T1	T1 to SS1	SS1 to T2	T2 to BS	BS to T3	T3 to SS2	SS2 to T4	T4 to SF	Lap	PI to PO	PO to SF	SF to PI
77	T	2.2818	4.1879	4.3502	2.2113	2.1195	4.1644	4.2857	2.2764	25.8772			
	S	207.671	204.485	198.267	199.184	206.846	209.569	194.092	202.772	202.418			
78	T	2.2710	4.1795	4.3709	2.2269	2.1301	4.1907	4.3008	2.2824	25.9523			
	S	208.659	204.896	197.328	197.788	205.816	208.253	193.410	202.239	201.832			
79	T	2.2748	4.1758	4.3416	2.2046	2.1192	4.1735	4.3540	2.2969	25.9404			
	S	208.310	205.078	198.659	199.789	206.875	209.112	191.047	200.963	201.924			
80	T	2.2807	4.2120	4.3281	2.1897	2.1090	4.1840	4.3469	2.2910	25.9414			
	S	207.771	203.315	199.279	201.148	207.875	208.587	191.359	201.480	201.917			
81	T	2.2788	4.2027	4.3916	2.2274	2.1304	4.2034	4.3753	2.3025	26.1121			
	S	207.944	203.765	196.398	197.744	205.787	207.624	190.117	200.474	200.597			
82	T	2.2931	4.2052	4.3823	2.2263	2.1259	4.2358	4.3754	2.2997	26.1437			
	S	206.648	203.644	196.814	197.842	206.223	206.036	190.112	200.718	200.354			
83	T	2.2863	4.2055	4.3815	2.2296	2.1323	4.2087	4.3954	2.3116	26.1509			
	S	207.262	203.629	196.850	197.549	205.604	207.363	189.247	199.685	200.299			
84	T	2.2914	4.2266	4.4945	2.2704	2.1611	4.3344	4.6171	2.3855	26.7810			
	S	206.801	202.613	191.901	193.999	202.864	201.349	180.160	193.499	195.586			
85	T	2.3345	4.3282	4.8290	2.3713	2.2267	4.3281	4.4630	2.3300	27.2108			
	S	202.983	197.857	178.608	185.744	196.887	201.642	186.381	198.108	192.497			
86	T	2.3025	4.2708	4.5157	2.2674	2.1552	4.2551	4.4483	2.3285	26.5435			
	S	205.804	200.516	191.000	194.255	203.419	205.101	186.997	198.235	197.336			
87	T	2.3004	4.2615	4.4631	2.2553	2.1450	4.2913	4.4868	2.3396	26.5430			
	S	205.992	200.954	193.251	195.298	204.387	203.371	185.392	197.295	197.340			
88	T	2.3089	4.2972	4.5039	2.2749	2.1625	4.2907	4.4693	2.3365	26.6439			
	S	205.234	199.284	191.501	193.615	202.733	203.400	186.118	197.557	196.593			
89	T	2.3068	4.2704	4.5319	2.3092	2.1863	4.2891	4.4939	2.3413	26.7289			
	S	205.420	200.535	190.318	190.739	200.526	203.476	185.099	197.152	195.968			
90	T	2.3190	4.3437	4.5318	2.2762	2.1552	4.2881	4.4492	2.3205	26.6837			
	S	204.340	197.151	190.322	193.504	203.419	203.523	186.959	198.919	196.300			
91	T	2.2902	4.3352	4.6585	2.3503	2.6500	6.5022			53.0788	29.2255		31.5802
	S	206.909	197.537	185.145	187.404	165.437	134.220			98.683	30.748		148.237
92	T			6.3384	2.8106	2.4943	4.5223	4.3434	2.2775	39.3942		31.6673	
	S			136.075	156.712	175.764	192.983	191.513	202.674	132.964		147.334	
93	T	2.2706	4.1827	4.1894	2.1331	2.0661	4.1049	4.1453	2.2066	25.2987			
	S	208.695	204.739	205.877	206.486	212.192	212.606	200.665	209.186	207.046			
94	T	2.2102	4.0772	4.1799	2.1371	2.0764	4.1366	4.3434	2.2984	25.4592			
	S	214.399	210.037	206.345	206.099	211.139	210.977	191.513	200.831	205.741			
95	T	2.2726	4.2817	4.3987	2.1960	2.1160	4.1352	4.1582	2.2234	25.7818			
	S	208.512	200.006	196.081	200.571	207.188	211.048	200.043	207.606	203.167			

Event: Firestone 600
 Track: Texas Motor Speedway
 Report: Section Data Report
 Session: Race

Round 8
 1.455 mile(s)
 Verizon INDYCAR Series
 June 7, 2014



Section Data for Car 98 - Hawksworth, Jack (R)

Lap	T/S	SF to T1	T1 to SS1	SS1 to T2	T2 to BS	BS to T3	T3 to SS2	SS2 to T4	T4 to SF	Lap	PI to PO	PO to SF	SF to PI
96	T	2.2332	4.1054	4.1298	2.1315	2.0629	4.0731	4.1290	2.2165	25.0814			
	S	212.190	208.594	208.848	206.641	212.521	214.266	201.458	208.252	208.840			
97	T	2.2223	4.0959	4.1754	2.1456	2.0727	4.0723	4.1537	2.2284	25.1663			
	S	213.231	209.078	206.567	205.283	211.516	214.308	200.260	207.140	208.135			
98	T	2.2302	4.1016	4.2069	2.1741	2.0956	4.1210	4.1744	2.2243	25.3281			
	S	212.476	208.788	205.020	202.592	209.205	211.776	199.267	207.522	206.806			
99	T	2.2366	4.1303	4.2373	2.1690	2.0915	4.1685	4.2325	2.2319	25.4976			
	S	211.868	207.337	203.549	203.068	209.615	209.362	196.531	206.815	205.431			
100	T	2.2350	4.1001	4.2281	2.1725	2.0908	4.1394	4.2222	2.2423	25.4304			
	S	212.020	208.864	203.992	202.741	209.685	210.834	197.011	205.856	205.974			
101	T	2.2485	4.1485	4.3547	2.2176	2.1266	4.4100	4.3135	2.2454	26.0648			
	S	210.747	206.427	198.062	198.618	206.155	197.897	192.841	205.572	200.961			
102	T	2.2365	4.1232	4.2766	2.1649	2.0834	4.1970	4.3030	2.2549	25.6395			
	S	211.877	207.694	201.679	203.453	210.430	207.941	193.311	204.706	204.294			
103	T	2.2487	4.1419	4.2961	2.1781	2.0978	4.1911	4.3235	2.2671	25.7443			
	S	210.728	206.756	200.763	202.220	208.985	208.233	192.395	203.604	203.463			
104	T	2.2616	4.1810	4.3597	2.2109	2.1163	4.2090	4.3055	2.2602	25.9042			
	S	209.526	204.823	197.835	199.220	207.158	207.348	193.199	204.226	202.207			
105	T	2.2608	4.2035	4.3424	2.1962	2.1106	4.2268	4.3371	2.2705	25.9479			
	S	209.600	203.726	198.623	200.553	207.718	206.475	191.791	203.299	201.866			
106	T	2.2685	4.2073	4.4264	2.2242	2.1297	4.2246	4.3333	2.2719	26.0859			
	S	208.889	203.542	194.854	198.028	205.855	206.582	191.960	203.174	200.798			
107	T	2.2708	4.2071	4.3808	2.2211	2.1268	4.2033	4.2346	2.2524	25.8969			
	S	208.677	203.552	196.882	198.305	206.136	207.629	196.434	204.933	202.264			
108	T	2.2613	4.1446	4.3008	2.1967	2.1118	4.1315	4.2472	2.2618	25.6557			
	S	209.554	206.622	200.544	200.507	207.600	211.237	195.851	204.081	204.165			
109	T	2.2732	4.1784	4.3249	2.1978	2.1152	4.1417	4.2743	2.2688	25.7743			
	S	208.457	204.950	199.427	200.407	207.266	210.717	194.609	203.452	203.226			
110	T	2.2782	4.1707	4.3112	2.1952	2.1134	4.1632	4.2949	2.2775	25.8043			
	S	207.999	205.329	200.060	200.644	207.443	209.629	193.676	202.674	202.989			
111	T	2.2744	4.2139	4.3198	2.2078	2.1231	4.1764	4.3035	2.2805	25.8994			
	S	208.347	203.224	199.662	199.499	206.495	208.966	193.289	202.408	202.244			
112	T	2.2749	4.2070	4.3349	2.2161	2.1264	4.2043	4.2865	2.2578	25.9079			
	S	208.301	203.557	198.967	198.752	206.174	207.580	194.055	204.443	202.178			
113	T	2.2617	4.2212	4.3950	2.2384	2.1408	4.2529	4.3645	2.2866	26.1611			
	S	209.517	202.872	196.246	196.772	204.788	205.208	190.587	201.868	200.221			
114	T	2.2757	4.2335	4.4528	2.2636	2.1588	4.2376	4.4085	2.3125	26.3430			
	S	208.228	202.283	193.698	194.581	203.080	205.948	188.685	199.607	198.838			

Event: Firestone 600
Track: Texas Motor Speedway
Report: Section Data Report
Session: Race

Round 8
1.455 mile(s)
Verizon INDYCAR Series
June 7, 2014



Section Data for Car 98 - Hawkworth, Jack (R)

Lap	T/S	SF to T1	T1 to SS1	SS1 to T2	T2 to BS	BS to T3	T3 to SS2	SS2 to T4	T4 to SF	Lap	PI to PO	PO to SF	SF to PI
115	T	2.2889	4.2315	4.4590	2.2775	2.1679	4.3171	4.4317	2.3201	26.4937			
	S	207.027	202.378	193.429	193.394	202.228	202.156	187.697	198.953	197.707			
116	T	2.3138	4.3717	4.6176	2.3110	2.1826	4.3479	4.5095	2.3079	26.9620			
	S	204.799	195.888	186.785	190.590	200.866	200.724	184.459	200.005	194.273			
117	T	2.2753	4.2388	4.5211	2.2777	2.1655	4.2735	4.3773	2.3085	26.4377			
	S	208.264	202.030	190.772	193.377	202.452	204.218	190.030	199.953	198.126			
118	T	2.3112	5.0134	5.8475	3.2595	3.3243	8.0717	12.8501	4.8071	45.4848			
	S	205.029	170.815	147.499	135.129	131.880	108.122	64.732	96.023	115.159			
119	T	4.5522	9.1509	8.6445	4.2388	4.6409	9.3370	12.1211	5.6062	58.2916			
	S	104.096	93.582	99.774	103.910	94.466	93.470	68.626	82.336	89.859			
120	T	5.5848	10.7480	10.0430	5.3368	5.1025	12.3328	12.3677	5.2305	66.7461			
	S	84.849	79.677	85.881	82.532	85.920	70.765	67.257	88.250	78.476			
121	T	5.6570	12.3001	11.0759	5.1006	4.9320	11.4280	11.2712	5.2695	67.0343			
	S	83.766	69.622	77.872	86.353	88.891	76.367	73.800	87.597	78.139			
122	T	6.4900	10.9356	10.4186	5.2316	5.3619	11.1792	11.3114	5.4110	66.3393			
	S	73.014	78.310	82.785	84.191	81.764	78.067	73.538	85.306	78.958			
123	T	5.8021	10.4204	9.9328	4.5391	4.7330	11.0545	12.4380	5.7681	64.6880			
	S	81.671	82.181	86.834	97.036	92.628	78.948	66.877	80.025	80.973			
124	T	5.3992	10.2317	9.8573	5.0330	5.5864	12.2984	12.5233	5.4780	66.4073			
	S	87.766	83.697	87.499	87.513	78.478	70.963	66.422	84.263	78.877			
125	T	5.8634	11.0609	9.7878	5.4137	5.8056	11.6814	11.7787	5.9679	67.3594			
	S	80.817	77.423	88.120	81.359	75.515	74.711	70.621	77.346	77.762			
126	T	5.6482	10.9063	10.5170	5.5287	5.5754	12.5172	13.0374	5.6587	69.3889			
	S	83.896	78.520	82.010	79.667	78.633	69.722	63.802	81.572	75.488			
127	T	5.6017	10.6189	9.9019	5.3157	5.3119	10.7830	11.4484	5.1581	64.1396			
	S	84.593	80.645	87.104	82.859	82.533	80.935	72.658	89.489	81.666			
128	T	3.5142	5.4750	5.5618	2.6317	2.4514	5.0873			54.6255	29.4933		32.8632
	S	134.843	156.413	155.076	167.365	178.840	171.550			95.889	30.469		142.450
129	T			7.8048	3.6100	3.5125	6.3444	5.7202	3.0728	47.6157		39.8847	
	S			110.509	122.010	124.814	137.559	145.418	150.218	110.006		116.979	
130	T	3.2174	5.7514	5.4915	2.7772	2.6576	5.6061	10.0878	5.0780	40.6670			
	S	147.282	148.897	157.061	158.597	164.964	155.675	82.458	90.900	128.802			
131	T	5.5138	9.9836	11.6018	6.1539	5.1989	10.0330	10.4527	5.7639	64.7016			
	S	85.941	85.777	74.342	71.573	84.327	86.986	79.579	80.083	80.956			
132	T	5.9337	7.4600	8.6504	4.7438	3.2832	6.0021	6.1227	2.7326	44.9285			
	S	79.860	114.794	99.706	92.848	133.531	145.404	135.858	168.920	116.585			
133	T	2.5792	4.7515	4.4610	2.2095	2.1167	4.2912	4.2917	2.2191	26.9199			
	S	183.725	180.230	193.342	199.346	207.119	203.376	193.820	208.008	194.577			

Event: Firestone 600
Track: Texas Motor Speedway
Report: Section Data Report
Session: Race

Round 8
1.455 mile(s)
Verizon INDYCAR Series
June 7, 2014



Section Data for Car 98 - Hawksworth, Jack (R)

Lap	T/S	SF to T1	T1 to SS1	SS1 to T2	T2 to BS	BS to T3	T3 to SS2	SS2 to T4	T4 to SF	Lap	PI to PO	PO to SF	SF to PI
134	T	2.2133	4.1008	4.1990	2.1211	2.0548	4.1792	4.3499	2.2597	25.4778			
	S	214.098	208.828	205.406	207.654	213.359	208.826	191.227	204.271	205.591			
135	T	2.2423	4.1947	4.4028	2.1882	2.0987	4.1005	4.1283	2.1999	25.5554			
	S	211.329	204.154	195.898	201.286	208.896	212.834	201.492	209.824	204.966			
136	T	2.2139	4.0841	4.1572	2.1222	2.0509	4.0822	4.1400	2.2141	25.0646			
	S	214.040	209.682	207.471	207.546	213.764	213.788	200.922	208.478	208.980			
137	T	2.2160	4.1208	4.1567	2.1203	2.0508	4.0702	4.1456	2.2122	25.0926			
	S	213.837	207.815	207.496	207.732	213.775	214.419	200.651	208.657	208.747			
138	T	2.2211	4.0753	4.1609	2.1298	2.0573	4.0683	4.1419	2.2128	25.0674			
	S	213.346	210.135	207.287	206.806	213.099	214.519	200.830	208.600	208.957			
139	T	2.2252	4.0874	4.2342	2.1592	2.0809	4.0823	4.1709	2.2247	25.2648			
	S	212.953	209.513	203.698	203.990	210.682	213.783	199.434	207.485	207.324			
140	T	2.2380	4.0789	4.2356	2.1947	2.1054	4.1233	4.2480	2.2548	25.4787			
	S	211.735	209.950	203.631	200.690	208.231	211.657	195.814	204.715	205.583			
141	T	2.2530	4.1476	4.2656	2.1717	2.0924	4.1277	4.2146	2.2460	25.5186			
	S	210.326	206.472	202.199	202.816	209.525	211.432	197.366	205.517	205.262			
142	T	2.2411	4.1286	4.3253	2.1930	2.1051	4.1319	4.2521	2.2575	25.6346			
	S	211.442	207.422	199.408	200.846	208.260	211.217	195.625	204.470	204.333			
143	T	2.2534	4.1668	4.3535	2.1993	2.1090	4.1407	4.2439	2.2552	25.7218			
	S	210.288	205.521	198.116	200.270	207.875	210.768	196.003	204.678	203.640			
144	T	2.2429	4.1421	4.3350	2.1996	2.1109	4.1158	4.1792	2.2292	25.5547			
	S	211.273	206.746	198.962	200.243	207.688	212.043	199.038	207.066	204.972			
145	T	2.2311	4.1390	4.2822	2.1773	2.0973	4.0952	4.1673	2.2243	25.4137			
	S	212.390	206.901	201.415	202.294	209.035	213.110	199.606	207.522	206.109			
146	T	2.2285	4.1217	4.2673	2.1726	2.0963	4.0984	4.1628	2.2281	25.3757			
	S	212.638	207.770	202.118	202.732	209.135	212.943	199.822	207.168	206.418			
147	T	2.2311	4.1085	4.2933	2.1883	2.1036	4.1008	4.2186	2.2460	25.4902			
	S	212.390	208.437	200.894	201.277	208.409	212.819	197.179	205.517	205.491			
148	T	2.2480	4.1206	4.2732	2.1964	2.1094	4.1356	4.2513	2.2630	25.5975			
	S	210.793	207.825	201.839	200.535	207.836	211.028	195.662	203.973	204.629			
149	T	2.2576	4.1372	4.2941	2.1899	2.1049	4.1257	4.2692	2.2699	25.6485			
	S	209.897	206.991	200.857	201.130	208.280	211.534	194.842	203.353	204.222			
150	T	2.2635	4.1541	4.3240	2.2044	2.1164	4.1500	4.2492	2.2564	25.7180			
	S	209.350	206.149	199.468	199.807	207.149	210.296	195.759	204.570	203.671			
151	T	2.2549	4.1395	4.3768	2.2235	2.1268	4.1644	4.2812	2.2680	25.8351			
	S	210.148	206.876	197.062	198.091	206.136	209.569	194.296	203.523	202.747			
152	T	2.2606	4.1415	4.3351	2.2067	2.1179	4.1465	4.2801	2.2748	25.7632			
	S	209.619	206.776	198.957	199.599	207.002	210.473	194.346	202.915	203.313			

Event: Firestone 600
Track: Texas Motor Speedway
Report: Section Data Report
Session: Race

Round 8
1.455 mile(s)
Verizon INDYCAR Series
June 7, 2014



Section Data for Car 98 - Hawksworth, Jack (R)

Lap	T/S	SF to T1	T1 to SS1	SS1 to T2	T2 to BS	BS to T3	T3 to SS2	SS2 to T4	T4 to SF	Lap	PI to PO	PO to SF	SF to PI
153	T	2.2615	4.1532	4.3750	2.2303	2.1305	4.1826	4.2789	2.2678	25.8798			
	S	209.535	206.194	197.143	197.487	205.778	208.657	194.400	203.541	202.397			
154	T	2.2632	4.1537	4.3291	2.2064	2.1161	4.1578	4.2852	2.2731	25.7846			
	S	209.378	206.169	199.233	199.626	207.178	209.901	194.114	203.067	203.145			
155	T	2.2604	4.1465	4.3849	2.2287	2.1292	4.1620	4.3075	2.2787	25.8979			
	S	209.637	206.527	196.698	197.628	205.903	209.689	193.109	202.568	202.256			
156	T	2.2671	4.1671	4.3636	2.2272	2.1289	4.1282	4.2546	2.2628	25.7995			
	S	209.018	205.506	197.658	197.762	205.932	211.406	195.510	203.991	203.027			
157	T	2.2558	4.1697	4.3629	2.2160	2.1199	4.1736	4.2807	2.2672	25.8458			
	S	210.065	205.378	197.690	198.761	206.806	209.107	194.318	203.595	202.663			
158	T	2.2669	4.1500	4.3562	2.2158	2.1194	4.1594	4.2384	2.2514	25.7575			
	S	209.036	206.353	197.994	198.779	206.855	209.820	196.258	205.024	203.358			
159	T	2.2479	4.1382	4.3263	2.2048	2.1119	4.1250	4.2481	2.2578	25.6600			
	S	210.803	206.941	199.362	199.771	207.590	211.570	195.809	204.443	204.131			
160	T	2.2543	4.1432	4.3606	2.2080	2.1187	4.1563	4.2916	2.2802	25.8129			
	S	210.204	206.691	197.794	199.481	206.924	209.977	193.825	202.434	202.922			
161	T	2.2744	4.1618	4.3364	2.1957	2.1103	4.1240	4.2793	2.2727	25.7546			
	S	208.347	205.768	198.898	200.599	207.747	211.622	194.382	203.102	203.381			
162	T	2.2621	4.1401	4.3014	2.1832	2.1016	4.1770	4.2568	2.2578	25.6800			
	S	209.480	206.846	200.516	201.747	208.607	208.936	195.409	204.443	203.972			
163	T	2.2550	4.1301	4.4513	2.2456	2.1394	4.1680	4.2765	2.2646	25.9305			
	S	210.139	207.347	193.764	196.141	204.922	209.388	194.509	203.829	202.002			
164	T	2.2570	4.1504	4.3608	2.2048	2.1089	4.2144	4.3205	2.2585	25.8753			
	S	209.953	206.333	197.785	199.771	207.885	207.082	192.528	204.379	202.432			
165	T	2.2535	4.1291	4.4974	2.2580	2.1423	4.2198	4.3660	2.3110	26.1771			
	S	210.279	207.397	191.777	195.064	204.644	206.817	190.522	199.736	200.099			
166	T	2.2878	4.2948	4.5675	2.2994	2.1833	4.5114	4.5744	2.3690	27.0876			
	S	207.126	199.395	188.834	191.552	200.801	193.449	181.842	194.846	193.373			
167	T	2.3364	4.3162	4.6127	2.3445	2.7663	6.4882			52.0185	27.7362		32.0068
	S	202.818	198.407	186.984	187.867	158.482	134.510			100.695	32.399		146.262
168	T			6.4192	2.8199	2.5009	4.5746	4.3981	2.2954	39.3329		31.6084	
	S			134.363	156.195	175.301	190.777	189.131	201.094	133.171		147.609	
169	T	2.2886	4.1878	4.1834	2.1400	2.0757	4.0227	4.0689	2.1859	25.1530			
	S	207.054	204.490	206.172	205.820	211.210	216.951	204.433	211.167	208.246			
170	T	2.2091	4.0780	4.0942	2.1053	2.0499	4.0157	4.0857	2.1982	24.8361			
	S	214.505	209.996	210.664	209.212	213.869	217.329	203.593	209.986	210.903			
171	T	2.2195	4.0700	4.0689	2.0945	2.0433	3.9908	4.0813	2.1998	24.7681			
	S	213.500	210.409	211.974	210.291	214.559	218.685	203.812	209.833	211.482			

Event: Firestone 600
Track: Texas Motor Speedway
Report: Section Data Report
Session: Race

Round 8
1.455 mile(s)
Verizon INDYCAR Series
June 7, 2014



Section Data for Car 98 - Hawksworth, Jack (R)

Lap	T/S	SF to T1	T1 to SS1	SS1 to T2	T2 to BS	BS to T3	T3 to SS2	SS2 to T4	T4 to SF	Lap	PI to PO	PO to SF	SF to PI
172	T	2.2103	4.0688	4.0668	2.0924	2.0368	3.9969	4.0726	2.2021	24.7467			
	S	214.389	210.471	212.083	210.502	215.244	218.351	204.247	209.614	211.665			
173	T	2.2144	4.0617	4.1191	2.1147	2.0540	4.0279	4.1307	2.2211	24.9436			
	S	213.992	210.839	209.390	208.282	213.442	216.671	201.375	207.821	209.994			
174	T	2.2325	4.0947	4.1051	2.1133	2.0515	4.0463	4.1203	2.2125	24.9762			
	S	212.257	209.140	210.105	208.420	213.702	215.685	201.883	208.629	209.720			
175	T	2.2198	4.0737	4.1163	2.1238	2.0590	4.0224	4.1403	2.2198	24.9751			
	S	213.471	210.218	209.533	207.390	212.923	216.967	200.908	207.943	209.729			
176	T	2.2309	4.0864	4.1080	2.1179	2.0543	4.0817	4.1482	2.2214	25.0488			
	S	212.409	209.564	209.956	207.968	213.410	213.815	200.525	207.793	209.112			
177	T	2.2351	4.0746	4.1416	2.1276	2.0616	4.0372	4.1172	2.2145	25.0094			
	S	212.010	210.171	208.253	207.019	212.655	216.171	202.035	208.440	209.441			
178	T	2.2312	4.0864	4.1892	2.1513	2.0814	4.0828	4.1970	2.2353	25.2546			
	S	212.381	209.564	205.887	204.739	210.632	213.757	198.194	206.501	207.408			
179	T	2.2470	4.0890	4.2511	2.1712	2.0884	4.1126	4.1935	2.2347	25.3875			
	S	210.887	209.431	202.889	202.862	209.926	212.208	198.359	206.556	206.322			
180	T	2.2389	4.0978	4.2329	2.1626	2.0842	4.0981	4.1972	2.2411	25.3528			
	S	211.650	208.981	203.761	203.669	210.349	212.959	198.184	205.966	206.604			
181	T	2.2462	4.0965	4.2358	2.1669	2.0864	4.0914	4.2720	2.2691	25.4643			
	S	210.962	209.048	203.622	203.265	210.127	213.308	194.714	203.425	205.700			
182	T	2.2654	4.1314	4.2873	2.2051	2.1146	4.2507	4.3544	2.2831	25.8920			
	S	209.174	207.282	201.176	199.744	207.325	205.314	191.029	202.177	202.302			
183	T	2.2779	4.1512	4.3016	2.1993	2.1097	4.1191	4.2201	2.2508	25.6297			
	S	208.027	206.293	200.507	200.270	207.806	211.873	197.109	205.079	204.372			
184	T	2.2494	4.1173	4.3002	2.1824	2.1004	4.1312	4.2138	2.2433	25.5380			
	S	210.662	207.992	200.572	201.821	208.726	211.253	197.403	205.764	205.106			
185	T	2.2482	4.1294	4.2570	2.1673	2.0936	4.1064	4.2798	2.2766	25.5583			
	S	210.775	207.382	202.607	203.227	209.404	212.529	194.359	202.755	204.943			
186	T	2.2787	4.1643	4.2781	2.1816	2.1012	4.1240	4.2098	2.2516	25.5893			
	S	207.953	205.644	201.608	201.895	208.647	211.622	197.591	205.006	204.695			
187	T	2.2572	4.1373	4.2491	2.1634	2.0908	4.1153	4.1978	2.2366	25.4475			
	S	209.934	206.986	202.984	203.594	209.685	212.069	198.156	206.381	205.836			
188	T	2.2458	4.1208	4.2456	2.1646	2.0882	4.0964	4.2518	2.2590	25.4722			
	S	211.000	207.815	203.151	203.481	209.946	213.047	195.639	204.334	205.636			
189	T	2.2566	4.1365	4.3043	2.1818	2.1010	4.1084	4.2496	2.2574	25.5956			
	S	209.990	207.026	200.381	201.877	208.667	212.425	195.740	204.479	204.645			
190	T	2.2598	4.1445	4.2940	2.1841	2.1017	4.1271	4.2607	2.2677	25.6396			
	S	209.693	206.627	200.862	201.664	208.597	211.463	195.230	203.550	204.293			

Event: Firestone 600
Track: Texas Motor Speedway
Report: Section Data Report
Session: Race

Round 8
1.455 mile(s)
Verizon INDYCAR Series
June 7, 2014



Section Data for Car 98 - Hawksworth, Jack (R)

Lap	T/S	SF to T1	T1 to SS1	SS1 to T2	T2 to BS	BS to T3	T3 to SS2	SS2 to T4	T4 to SF	Lap	PI to PO	PO to SF	SF to PI
191	T	2.2607	4.1359	4.2901	2.1829	2.1011	4.1105	4.2313	2.2551	25.5676			
	S	209.609	207.056	201.044	201.775	208.657	212.317	196.587	204.688	204.869			
192	T	2.2498	4.1276	4.3170	2.1943	2.1069	4.1299	4.2878	2.2786	25.6919			
	S	210.625	207.473	199.792	200.727	208.083	211.319	193.996	202.577	203.877			
193	T	2.2738	4.1536	4.3376	2.2076	2.1161	4.1310	4.2039	2.2402	25.6638			
	S	208.402	206.174	198.843	199.517	207.178	211.263	197.868	206.049	204.101			
194	T	2.2388	4.1035	4.3537	2.1997	2.1102	4.1328	4.2870	2.2763	25.7020			
	S	211.660	208.691	198.107	200.234	207.757	211.171	194.033	202.781	203.797			
195	T	2.2698	4.1591	4.3020	2.2026	2.1211	4.3336	4.4185	2.3069	26.1136			
	S	208.769	205.901	200.488	199.970	206.689	201.386	188.258	200.091	200.585			
196	T	2.2911	4.2044	4.3381	2.1974	2.1063	4.1879	4.2795	2.2675	25.8722			
	S	206.828	203.683	198.820	200.443	208.142	208.393	194.373	203.568	202.457			
197	T	2.2604	4.1632	4.3797	2.2088	2.1160	4.1718	4.3084	2.2880	25.8963			
	S	209.637	205.698	196.931	199.409	207.188	209.197	193.069	201.744	202.268			
198	T	2.2823	4.1750	4.3994	2.2185	2.1226	4.1736	4.3191	2.2900	25.9805			
	S	207.625	205.117	196.049	198.537	206.543	209.107	192.591	201.568	201.613			
199	T	2.2792	4.1914	4.4421	2.2417	2.1372	4.2213	4.3942	2.3255	26.2326			
	S	207.908	204.314	194.165	196.482	205.132	206.744	189.299	198.491	199.675			
200	T	2.3161	4.2249	4.3715	2.1955	2.1092	4.1846	4.3580	2.2981	26.0579			
	S	204.595	202.694	197.301	200.617	207.856	208.557	190.872	200.858	201.014			
201	T	2.2782	4.2230	4.5081	2.2933	2.5602	6.3341			50.1626	27.1064		30.7815
	S	207.999	202.786	191.322	192.061	171.240	137.782			104.420	33.152		152.084
202	T			6.4081	2.8317	2.5069	4.5330	4.3328	2.2746	39.3913		31.6660	
	S			134.595	155.544	174.881	192.528	191.982	202.933	132.974		147.340	
203	T	2.2740	4.1474	4.2100	2.1417	2.0727	4.0124	4.0967	2.2051	25.1600			
	S	208.383	206.482	204.869	205.657	211.516	217.508	203.046	209.329	208.188			
204	T	2.2156	4.0616	4.1187	2.1050	2.0430	4.0863	4.1796	2.2328	25.0426			
	S	213.876	210.844	209.411	209.242	214.591	213.574	199.019	206.732	209.164			
205	T	2.2482	4.1599	4.2493	2.1569	2.0849	4.0755	4.1205	2.2124	25.3076			
	S	210.775	205.862	202.975	204.207	210.278	214.140	201.873	208.638	206.973			
206	T	2.2256	4.0744	4.0956	2.1117	2.0500	4.0235	4.0737	2.1945	24.8490			
	S	212.915	210.182	210.592	208.578	213.858	216.907	204.192	210.340	210.793			
207	T	2.2084	4.1100	4.1908	2.1297	2.0543	4.1319	4.1912	2.2319	25.2482			
	S	214.573	208.361	205.808	206.815	213.410	211.217	198.468	206.815	207.460			
208	T	2.2374	4.0803	4.1831	2.1404	2.0687	4.0842	4.1816	2.2282	25.2039			
	S	211.792	209.878	206.187	205.781	211.925	213.684	198.923	207.159	207.825			
209	T	2.2255	4.0754	4.1286	2.1157	2.0507	4.0420	4.1142	2.2024	24.9545			
	S	212.925	210.130	208.909	208.184	213.785	215.915	202.182	209.585	209.902			

Event: Firestone 600
Track: Texas Motor Speedway
Report: Section Data Report
Session: Race

Round 8
1.455 mile(s)
Verizon INDYCAR Series
June 7, 2014



Section Data for Car 98 - Hawksworth, Jack (R)

Lap	T/S	SF to T1	T1 to SS1	SS1 to T2	T2 to BS	BS to T3	T3 to SS2	SS2 to T4	T4 to SF	Lap	PI to PO	PO to SF	SF to PI
210	T	2.2210	4.1492	4.3255	2.1697	2.0837	4.1290	4.2627	2.2508	25.5916			
	S	213.356	206.392	199.399	203.003	210.399	211.365	195.139	205.079	204.677			
211	T	2.2463	4.0962	4.1585	2.1266	2.0550	4.1280	4.2365	2.2525	25.2996			
	S	210.953	209.063	207.407	207.117	213.338	211.416	196.346	204.924	207.039			
212	T	2.2501	4.1316	4.2674	2.1569	2.0960	4.1343	4.2139	2.2282	25.4784			
	S	210.597	207.272	202.114	204.207	209.165	211.094	197.399	207.159	205.586			
213	T	2.2193	4.1240	4.2539	2.1459	2.0742	4.2101	4.2973	2.2447	25.5694			
	S	213.519	207.654	202.755	205.254	211.363	207.294	193.568	205.636	204.854			
214	T	2.2467	4.1632	4.3401	2.1640	2.0868	4.1451	4.3155	2.2634	25.7248			
	S	210.915	205.698	198.728	203.537	210.087	210.544	192.751	203.937	203.617			
215	T	2.2703	4.1430	4.2894	2.1782	2.0939	4.1152	4.1856	2.2345	25.5101			
	S	208.723	206.701	201.077	202.210	209.374	212.074	198.733	206.575	205.330			
216	T	2.2421	4.1544	4.3594	2.1757	2.0906	4.1197	4.2424	2.2486	25.6329			
	S	211.348	206.134	197.848	202.443	209.705	211.842	196.073	205.279	204.347			
217	T	2.2454	4.1602	4.2628	2.1597	2.0932	4.1321	4.2187	2.2528	25.5249			
	S	211.038	205.847	202.332	203.942	209.444	211.207	197.174	204.897	205.211			
218	T	2.2631	4.1793	4.2800	2.1679	2.0961	4.2593	4.5044	2.3381	26.0882			
	S	209.387	204.906	201.519	203.171	209.155	204.899	184.668	197.421	200.780			
219	T	2.3339	4.3379	4.4306	2.2013	2.1120	4.1264	4.2538	2.2638	26.0597			
	S	203.035	197.414	194.669	200.088	207.580	211.498	195.547	203.901	201.000			
220	T	2.2675	4.1574	4.3401	2.1832	2.0999	4.1613	4.2703	2.2568	25.7365			
	S	208.981	205.985	198.728	201.747	208.776	209.725	194.792	204.533	203.524			
221	T	2.2638	4.1904	4.3367	2.1796	2.0923	4.1917	4.2813	2.2651	25.8009			
	S	209.322	204.363	198.884	202.080	209.535	208.204	194.291	203.784	203.016			
222	T	2.2740	4.1915	4.3482	2.1840	2.1047	4.1138	4.1892	2.2356	25.6410			
	S	208.383	204.310	198.358	201.673	208.300	212.146	198.563	206.473	204.282			
223	T	2.2350	4.1801	4.3153	2.1776	2.0987	4.1363	4.2584	2.2618	25.6632			
	S	212.020	204.867	199.870	202.266	208.896	210.992	195.336	204.081	204.105			
224	T	2.2615	4.1535	4.2887	2.1671	2.0938	4.2020	4.3218	2.2758	25.7642			
	S	209.535	206.179	201.110	203.246	209.384	207.693	192.470	202.826	203.305			
225	T	2.2759	4.1775	4.3142	2.1795	2.1113	4.1497	4.2497	2.2606	25.7184			
	S	208.209	204.994	199.921	202.090	207.649	210.311	195.736	204.190	203.667			
226	T	2.2613	4.1620	4.3375	2.1863	2.1053	4.1354	4.2722	2.2705	25.7305			
	S	209.554	205.758	198.847	201.461	208.241	211.038	194.705	203.299	203.572			
227	T	2.2770	4.1734	4.3228	2.1842	2.1054	4.2143	4.2765	2.2752	25.8288			
	S	208.109	205.196	199.523	201.655	208.231	207.087	194.509	202.879	202.797			
228	T	2.2737	4.1771	4.3263	2.1957	2.1093	4.1496	4.2515	2.2625	25.7457			
	S	208.411	205.014	199.362	200.599	207.846	210.316	195.653	204.018	203.451			

Event: Firestone 600
Track: Texas Motor Speedway
Report: Section Data Report
Session: Race

Round 8
1.455 mile(s)
Verizon INDYCAR Series
June 7, 2014








Section Data for Car 98 - Hawksworth, Jack (R)

Lap	T/S	SF to T1	T1 to SS1	SS1 to T2	T2 to BS	BS to T3	T3 to SS2	SS2 to T4	T4 to SF	Lap	PI to PO	PO to SF	SF to PI
229	T	2.2584	4.1565	4.3076	2.1960	2.1115	4.3505	4.5236	2.3258	26.2299			
	S	209.823	206.030	200.228	200.571	207.629	200.604	183.884	198.465	199.696			
230	T	2.3074	4.2290	4.3846	2.2144	2.1238	4.1830	4.2802	2.2706	25.9930			
	S	205.367	202.498	196.711	198.905	206.427	208.637	194.341	203.290	201.516			
231	T	2.2712	4.1822	4.3623	2.2185	2.1284	4.1646	4.2723	2.2682	25.8677			
	S	208.640	204.764	197.717	198.537	205.981	209.558	194.700	203.505	202.492			
232	T	2.2769	4.1745	4.3803	2.2329	2.1393	4.1995	4.2806	2.2726	25.9566			
	S	208.118	205.142	196.904	197.257	204.931	207.817	194.323	203.111	201.798			
233	T	2.2663	4.1833	4.3776	2.2379	2.1411	4.1828	4.2707	2.2693	25.9290			
	S	209.091	204.710	197.026	196.816	204.759	208.647	194.773	203.407	202.013			
234	T	2.2695	4.1948	4.3397	2.1884	2.1056	4.1475	4.2420	2.2576	25.7451			
	S	208.796	204.149	198.746	201.268	208.211	210.422	196.091	204.461	203.456			
235	T	2.2618	4.1756	4.3467	2.2029	2.1151	4.1583	4.2837	2.2702	25.8143			
	S	209.507	205.088	198.426	199.943	207.276	209.876	194.182	203.326	202.911			
236	T	2.2729	4.1847	4.4059	2.2428	2.1408	4.1844	4.3446	2.3024	26.0785			
	S	208.484	204.642	195.760	196.386	204.788	208.567	191.460	200.483	200.855			
237	T	2.2974	4.2261	4.4335	2.2413	2.1395	4.2703	4.9155	2.8556	27.3792			
	S	206.261	202.637	194.542	196.517	204.912	204.371	169.224	161.644	191.313			
238	T	3.1880	6.9442	7.6841	3.4200	3.1709	6.6721	7.0517	3.6307	41.7617			
	S	148.640	123.321	112.245	128.788	138.260	130.802	117.960	127.136	125.426			
239	T	3.3609	6.4099	6.8005	3.2688	2.9010	5.3450	5.4886	3.3409	36.9156			
	S	140.993	133.600	126.829	134.745	151.123	163.279	151.554	138.164	141.891			
240	T	4.0451	9.9128	10.1339	5.3423	5.1336	10.4597			80.2693	29.4710		58.5103
	S	117.145	86.390	85.110	82.447	85.400	83.437			65.255	30.492		80.009
241	T			7.0159	3.0049	2.9660	8.0779			56.9920	15.0415		
	S			122.935	146.579	147.812	108.039			91.908	59.744		
242	T			8.3626	4.0581	4.9754	8.4856	6.6190	2.7427	52.6677		44.9660	
	S			103.138	108.537	88.115	102.848	125.671	168.298	99.454		103.760	
243	T	2.5872	4.5309	4.2945	2.1203	2.0502	4.1388	4.1530	2.1939	26.0688			
	S	183.157	189.005	200.838	207.732	213.837	210.865	200.293	210.397	200.930			
244	T	2.2155	4.3923	4.3608	2.1570	2.0937	4.2945	4.2603	2.2336	26.0077			
	S	213.886	194.969	197.785	204.198	209.394	203.220	195.249	206.658	201.402			
245	T	2.3997	5.6478	7.0716									
	S	197.468	151.628	121.967									

Report Support Information

Section Legend	
Name	Length
SF to T1	0.131629 miles
T1 to T2	0.477462 miles
T1 to SS1	0.237879 miles
SS1 to T2	0.239583 miles
T2 to T3	0.244129 miles
T2 to BS	0.122348 miles
BS to T3	0.121780 miles
T3 to T4	0.473485 miles
T3 to SS2	0.242424 miles
SS2 to T4	0.231061 miles
T4 to SF	0.128220 miles
Lap	1.455000 miles
PI to PO	0.249621 miles
PO to SF	1.296023 miles
SF to PI	1.300379 miles
PO to SS1	0.237879 miles
SS2 to PI	0.237879 miles
PO to PI	1.205303 miles

Color Legend	
	Fastest Lap
	Section Under Caution
	Section Under Green
	Section Time Data
	Section Speed Data

